

CATENA SOFA

PRODUCT INFO



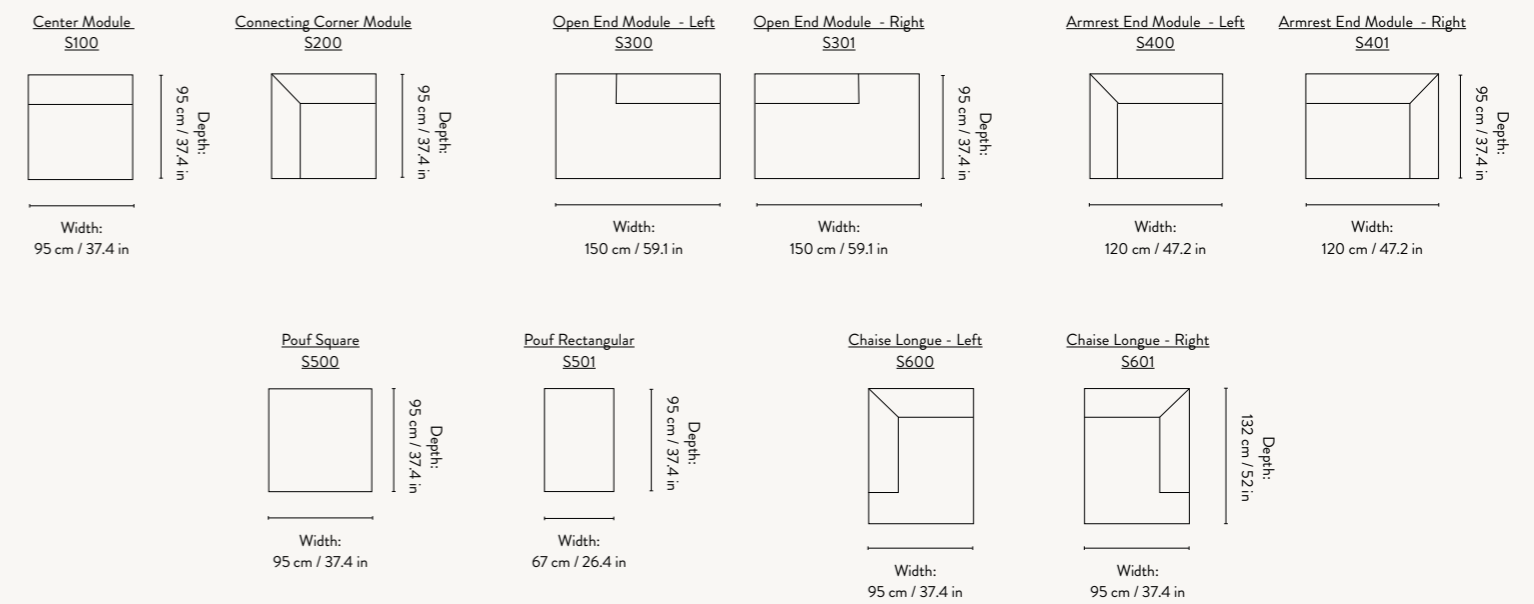
ferm
LIVING



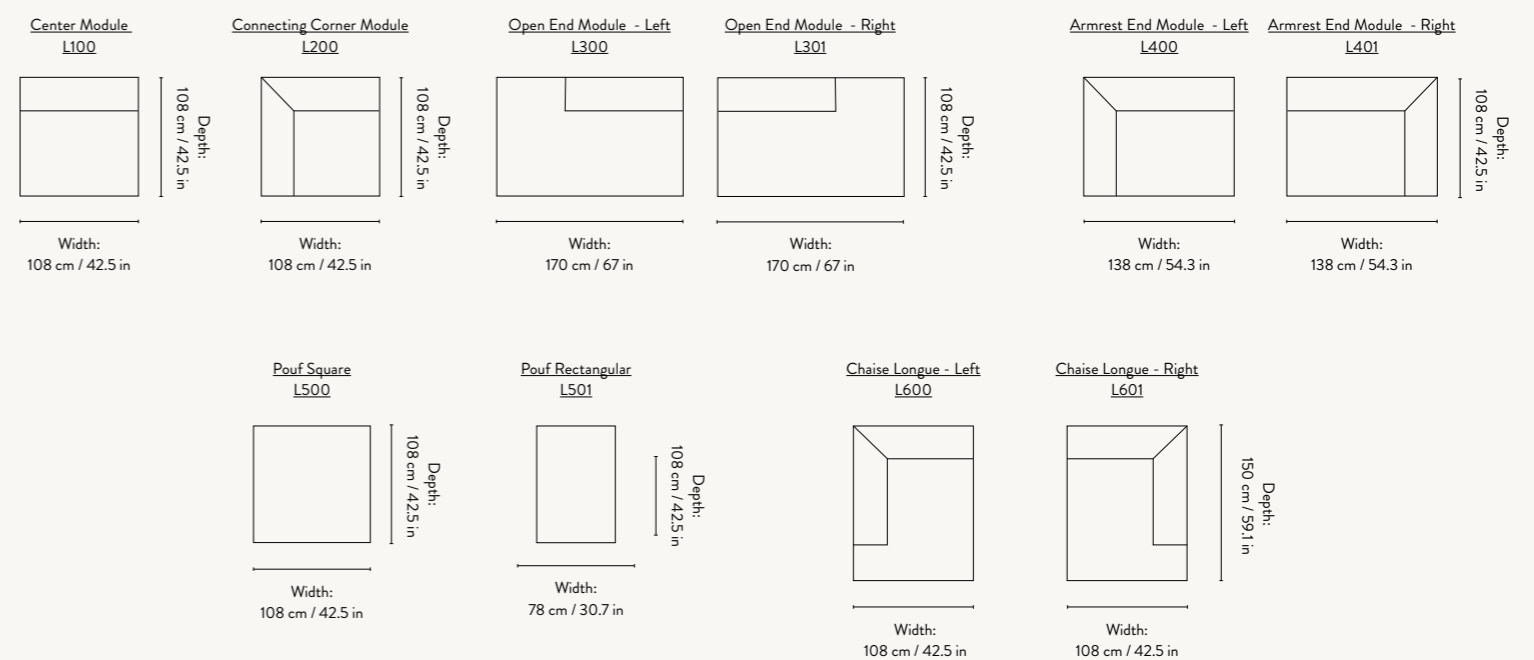
CATENA MODULAR SOFA

The embracing, beanbag-inspired shape of our low-slung Catena sofa is generously dimensioned for all-out relaxation and cosiness: we call it low living. Distinguished by soft curves and top-stitched seams, the homely, module-based designs are made with innovative microcellular foam that ensures maximum comfort as well as durability. The series comprises twenty individual modules that can be combined in multiple ways to create the desired expression. Made to order in Italy, it comes upholstered in a range of fabrics and colours.

CATENA MODULE OVERVIEW – SMALL VERSION



CATENA MODULE OVERVIEW – LARGE VERSION





CATENA SOFA – CHAISE LONGUE

Design by ferm LIVING

PRODUCT DETAILS

Provided with connection system to link modules together
Manufactured in Italy

MODULE NUMBERS

Chaise Longue - Small - Left - S600
Chaise Longue - Small - Right - S601
Chaise Longue - Large - Left - L600
Chaise Longue - Large - Right - L601

DIMENSIONS

Chaise Longue - Small

Height: 76 cm / 30 in
Width: 95 cm / 37.4 in
Depth: 132 cm / 52 in
Seat height: 42 cm / 16.5 in
Seat depth: 107 cm / 42.1 in
Backrest height: 34 cm / 13.4 in
Weight: 40 kg

Chaise Longue - Large

Height: 76 cm / 30 in
Width: 108 cm / 42.5 in
Depth: 150 cm / 59.1 in
Seat height: 42 cm / 16.5 in
Seat depth: 130 cm / 51.2 in
Backrest height: 34 cm / 30.7 in
Weight: 43 kg

MATERIALS & CONSTRUCTION

Inner plywood structure. High-density cold foam covered with soft padding for extra comfort. The construction ensures excellent comfort, low distortion, high resistance to tears and tensile force, as well as outstanding breathability
Feet: Black polypropylene

CARE

Please see Care & Maintenance guide on www.fermliving.com

PACKSIZE

1

TEST

EN 16139:2013

Furniture - Strength, durability, stability and safety
Requirements for non-domestic seating

Foam fire rating:

CAL117-2013 - pass
BS 5852 Crib5 - on request

NEW



CHAISE LONGUE - SMALL - LEFT
S600 - 95 X 132 CM



CHAISE LONGUE - LARGE - LEFT
L600 - 108 X 150 CM



CHAISE LONGUE - SMALL - RIGHT
S601 - 95 X 132 CM



CHAISE LONGUE - LARGE - RIGHT
L601 - 108 X 150 CM

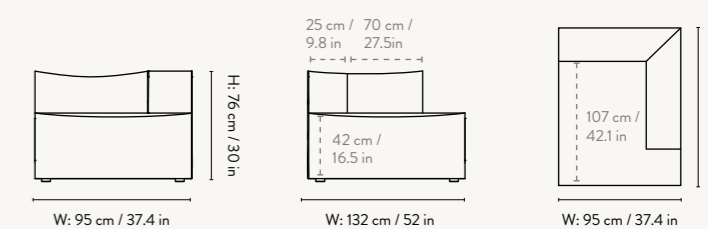
CUSTOMISATION OPTIONS

FABRIC QUALITIES

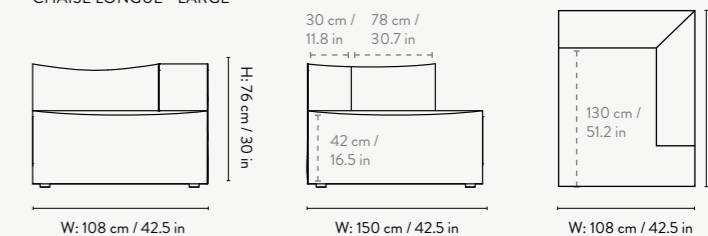


To see the specifications of each fabric and available colour assortment please go to overview on page 14

CHAISE LONGUE - SMALL



CHAISE LONGUE - LARGE



CATENA SOFA – CENTER MODULE

Design by ferm LIVING

PRODUCT DETAILS

Provided with connection system to link modules together
Manufactured in Italy

MODULE NUMBERS

Center Module - Small - S100
Center Module - Large - L100

DIMENSIONS

Center Module - Small

Height: 76 cm / 30 in
Width: 95 cm / 37.4 in
Depth: 95 cm / 37.4 in
Seat height: 42 cm / 16.5 in
Seat depth: 70 cm / 27.6 in
Backrest height: 34 cm / 13.4 in
Weight: 27 kg

Center Module - Large

Height: 76 cm / 30 in
Width: 108 cm / 42.5 in
Depth: 108 cm / 42.5 in
Seat height: 42 cm / 16.5 in
Seat depth: 73 cm / 30.7 in
Backrest height: 34 cm / 13.4 in
Weight: 30 kg

MATERIALS & CONSTRUCTION

Inner plywood structure. High-density cold foam covered with soft padding for extra comfort. The construction ensures excellent comfort, low distortion, high resistance to tears and tensile force, as well as outstanding breathability
Feet: Black polypropylene

CARE

Please see Care & Maintenance guide on www.fermliving.com

PACKSIZE

1

TEST

EN 16139:2013

Furniture - Strength, durability, stability and safety
Requirements for non-domestic seating

Foam fire rating:

CAL117-2013 - pass
BS 5852 Crib5 - on request



CENTER MODULE - SMALL
S100 - 95 X 95 CM

CENTER MODULE - LARGE
L100 - 108 X 108 CM

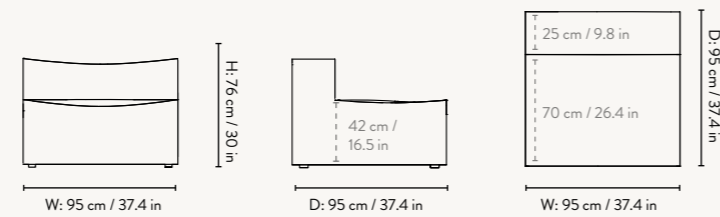
CUSTOMISATION OPTIONS

FABRIC QUALITIES

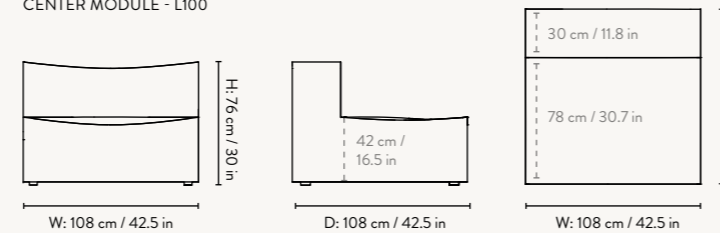


To see the specifications of each fabric and available colour assortment please go to overview on page 14

CENTER MODULE - S100



CENTER MODULE - L100



CATENA SOFA – CONNECTING CORNER MODULE

Design by ferm LIVING

PRODUCT DETAILS

Provided with connection system to link modules together
Manufactured in Italy

MODULE NUMBERS

Connecting Corner Module - Small - S200
Connecting Corner Module - Large - L200

DIMENSIONS

Connecting Corner Module - Small

Height: 76 cm / 30 in
Width: 95 cm / 37.4 in
Depth: 95 cm / 37.4 in
Seat height: 42 cm / 16.5 in
Seat depth: 70 cm / 27.6 in
Backrest height: 34 cm / 13.4 in
Weight: 32 kg

Connecting Corner Module - Large

Height: 76 cm / 30 in
Width: 108 cm / 42.5 in
Depth: 108 cm / 42.5 in
Seat height: 42 cm / 16.5 in
Seat depth: 78 cm / 32.7 in
Backrest height: 34 cm / 30.7 in
Weight: 35 kg

MATERIALS & CONSTRUCTION

Inner plywood structure. High-density cold foam covered with soft padding for extra comfort. The construction ensures excellent comfort, low distortion, high resistance to tears and tensile force, as well as outstanding breathability
Feet: Black polypropylene

CARE

Please see Care & Maintenance guide on www.fermliving.com

PACKSIZE

1

TEST

EN 16139:2013

Furniture - Strength, durability, stability and safety
Requirements for non-domestic seating

Foam fire rating:

CAL117-2013 - pass
BS 5852 Crib5 - on request



CONNECTING CORNER MODULE
- SMALL S200 - 95 X 95 CM

CONNECTING CORNER MODULE
- LARGE L200 - 108 X 108 CM

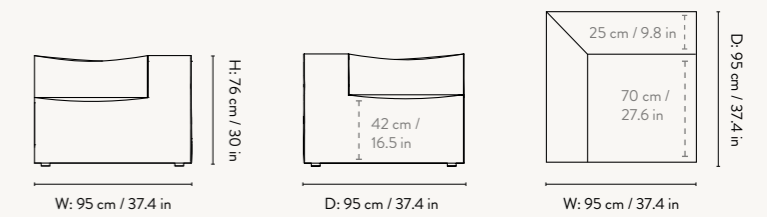
CUSTOMISATION OPTIONS

FABRIC QUALITIES

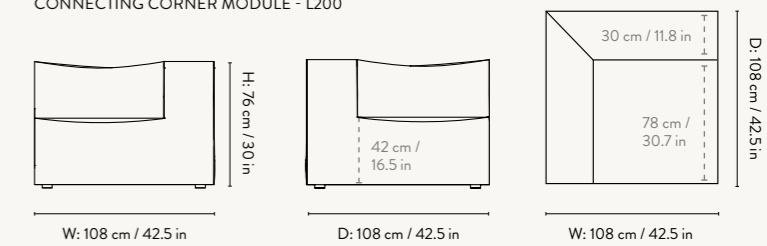


To see the specifications of each fabric and available colour assortment please go to overview on page 14

CONNECTING CORNER MODULE - S200



CONNECTING CORNER MODULE - L200



CATENA SOFA – ARMREST END MODULE

Design by ferm LIVING

PRODUCT DETAILS

Provided with connection system to link modules together
Manufactured in Italy

MODULE NUMBERS

Armrest End Module - Small - Left - S400
Armrest End Module - Small - Right - S401
Armrest End Module - Large - Left - L400
Armrest End Module - Large - Right - L401

DIMENSIONS

Armrest End Module - Small

Height: 76 cm / 30 in
Width: 120 cm / 47.2 in
Depth: 95 cm / 37 in
Seat height: 42 cm / 16.5 in
Seat depth: 70 cm / 27.6 in
Backrest height: 34 cm / 13.4 in
Weight: 40 kg

Armrest End Module - Large

Height: 76 cm / 30 in
Width: 138 cm / 54.3 in
Depth: 108 cm / 42.5 in
Seat height: 42 cm / 16.5 in
Seat depth: 78 cm / 30.7 in
Backrest height: 34 cm / 13.4 in
Weight: 43 kg

MATERIALS & CONSTRUCTION

Inner plywood structure. High-density cold foam covered with soft padding for extra comfort. The construction ensures excellent comfort, low distortion, high resistance to tears and tensile force, as well as outstanding breathability
Feet: Black polypropylene

CARE

Please see Care & Maintenance guide on www.fermliving.com

PACKSIZE

1

TEST

EN 16139:2013

Furniture - Strength, durability, stability and safety
Requirements for non-domestic seating

Foam fire rating:

CAL117-2013 - pass
BS 5852 Crib5 - on request



ARMREST END MODULE - SMALL
LEFT - S400 - 120 X 95 CM



ARMREST END MODULE - LARGE
LEFT - L400 - 138 X 108 CM



ARMREST END MODULE - SMALL
RIGHT - S401 - 120 X 95 CM



ARMREST END MODULE - LARGE
RIGHT - L401 - 138 X 108 CM

CUSTOMISATION OPTIONS

FABRIC QUALITIES

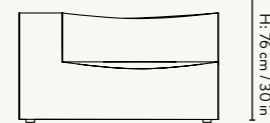


To see the specifications of each fabric and available colour assortment please go to overview on page 14

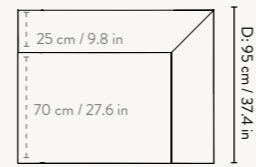
ARMREST END MODULE - SMALL



D: 95 cm / 37.4 in



W: 95 cm / 37.4 in

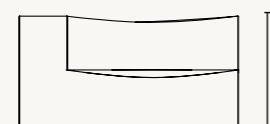


W: 120 cm / 47.2 in

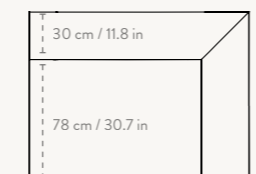
ARMREST END MODULE - LARGE



D: 108 cm / 42.5 in



W: 108 cm / 42.5 in



W: 138 cm / 54.3 in

CATENA SOFA – OPEN END MODULE

Design by ferm LIVING

PRODUCT DETAILS

Provided with connection system to link modules together
Manufactured in Italy

MODULE NUMBERS

Open End Module - Small - Left - S300
Open End Module - Small - Right - S301
Open End Module - Large - Left - L300
Open End Module - Large - Right - L301

DIMENSIONS

Open End Module - Small

Height: 76 cm / 30 in
Width: 150 cm / 59.1 in
Depth: 95 cm / 37.2 in
Seat height: 42 cm / 16.5 in
Seat depth: 70 cm / 27.6 in
Backrest height: 34 cm / 13.4 in
Weight: 45 kg

Open End Module - Large

Height: 76 cm / 30 in
Width: 170 cm / 67 in
Depth: 108 cm / 42.5 in
Seat height: 42 cm / 16.5 in
Seat depth: 78 cm / 30.7 in
Backrest height: 34 cm / 13.4 in
Weight: 48 kg

MATERIALS & CONSTRUCTION

Inner plywood structure. High-density cold foam covered with soft padding for extra comfort. The construction ensures excellent comfort, low distortion, high resistance to tears and tensile force, as well as outstanding breathability
Feet: Black polypropylene

CARE

Please see Care & Maintenance guide on www.fermliving.com

PACKSIZE

1

TEST

EN 16139:2013

Furniture - Strength, durability, stability and safety
Requirements for non-domestic seating

Foam fire rating:

CAL117-2013 - pass
BS 5852 Crib5 - on request



OPEN END MODULE - SMALL
RIGHT - S301 - 150 X 95 CM



OPEN END MODULE - LARGE
RIGHT - L301 - 170 X 108 CM



OPEN END MODULE - SMALL
LEFT - S300 - 150 X 95 CM



OPEN END MODULE - LARGE
LEFT - L300 - 170 X 108 CM

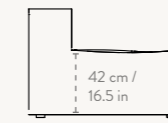
CUSTOMISATION OPTIONS

FABRIC QUALITIES

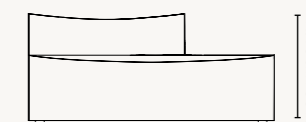


To see the specifications of each fabric and available colour assortment please go to overview on page 14

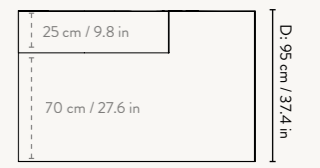
OPEN END MODULE - SMALL



D: 95 cm / 37.4 in

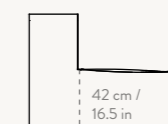


W: 150 cm / 59.1 in

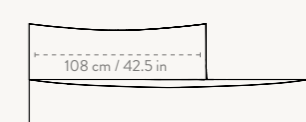


W: 150 cm / 59.1 in

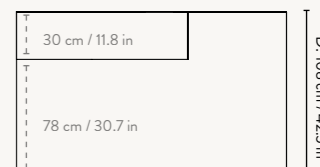
OPEN END MODULE - LARGE



D: 108 cm / 42.5 in



W: 170 cm / 67 in



W: 170 cm / 67 in

CATENA POUF – SQUARE

Design by ferm LIVING

PRODUCT DETAILS

Provided with connection system to link modules together
Manufactured in Italy

MODULE NUMBERS

Pouf Square - Small - S500
Pouf Square - Large - L500

DIMENSIONS

Pouf Square - Small - S500

Height: 42 cm / 16.5 in
Width: 95 cm / 37.4 in
Depth: 95 cm / 37.4 in
Weight: 19 kg

Pouf Square - Large - L500

Height: 42 cm / 16.5 in
Depth: 108 cm / 42.5 in
Depth: 108 cm / 42.5 in
Weight: 21 kg

MATERIALS & CONSTRUCTION

Inner plywood structure. High-density cold foam covered with soft padding for extra comfort. The construction ensures excellent comfort, low distortion, high resistance to tears and tensile force, as well as outstanding breathability
Feet: Black polypropylene

CARE

Please see Care & Maintenance guide on www.fermliving.com

PACKSIZE

1

TEST

EN 16139:2013

Furniture - Strength, durability, stability and safety
Requirements for non-domestic seating

Foam fire rating:

CAL117-2013 - pass

BS 5852 Crib5 - on request



CATENA POUF
SQUARE - S500
95 X 95 CM

CATENA POUF
SQUARE - L500
108 X 108 CM

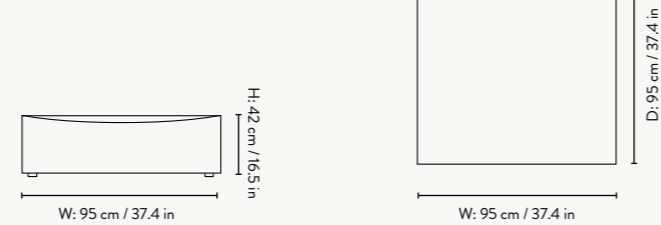
CUSTOMISATION OPTIONS

FABRIC QUALITIES

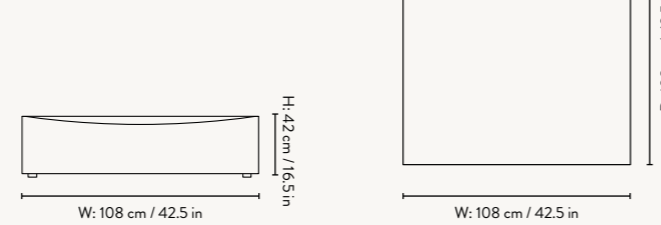


To see the specifications of each fabric and available colour assortment please go to overview on page 14

POUF - SQUARE - SMALL



POUF - SQUARE - LARGE



CATENA POUF – RECTANGULAR

Design by ferm LIVING

PRODUCT DETAILS

Provided with connection system to link modules together
Manufactured in Italy

MODULE NUMBERS

Pouf Rectangular - Small - S501
Pouf Rectangular - Large - L501

DIMENSIONS

Pouf Rectangular - Small - S501

Height: 42 cm / 16.5 in
Width: 95 cm / 37.4 in
Depth: 70 cm / 27.6 in
Weight: 17 kg

Pouf Rectangular - Large - L501

Height: 42 cm / 16.5 in
Width: 108 cm / 42.5 in
Depth: 78 cm / 30.7 in
Weight: 19 kg

MATERIALS & CONSTRUCTION

Inner plywood structure. High-density cold foam covered with soft padding for extra comfort. The construction ensures excellent comfort, low distortion, high resistance to tears and tensile force, as well as outstanding breathability
Feet: Black polypropylene

CARE

Please see Care & Maintenance guide on www.fermliving.com

PACKSIZE

1

TEST

EN 16139:2013

Furniture - Strength, durability, stability and safety
Requirements for non-domestic seating

Foam fire rating:

CAL117-2013 - pass

BS 5852 Crib5 - on request



CATENA POUF
RECTANGULAR - S501
95 X 70 CM

CATENA POUF
RECTANGULAR - L501
108 X 78 CM

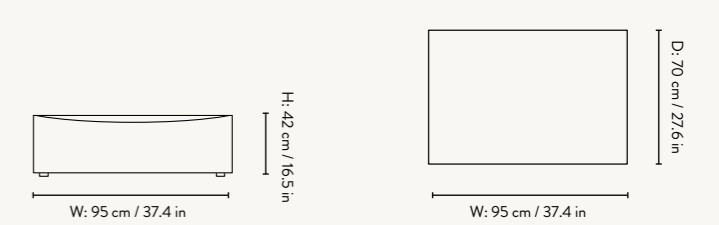
CUSTOMISATION OPTIONS

FABRIC QUALITIES

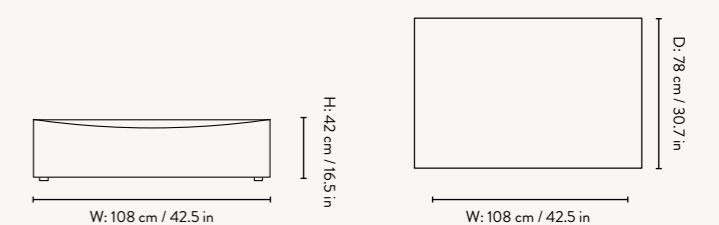


To see the specifications of each fabric and available colour assortment please go to overview on page 14

POUF - RECTANGULAR - SMALL



POUF - RECTANGULAR - LARGE



CATENA MODULE COMBINATION – EXAMPLE 1



276 cm / 108.7 in

FOR THIS COMBINATION WE USED

- 1x Armrest End Module - Left - L400
- 1x Armrest End Module - Right - L401

CATENA MODULE COMBINATION – EXAMPLE 2



416 cm / 163.8 in

FOR THIS COMBINATION WE USED

- 1x Open End Module - Left - L300
- 1x Center Module - L100
- 1x Armrest End Module - Right - L401

CATENA MODULE COMBINATION – EXAMPLE 3



276 cm / 108.7 in

FOR THIS COMBINATION WE USED

- 1x Corner Module - Left - S400
- 1x Center Module - S100
- 1x Open End Module - Right - S301
- 1x Pouf Square - S500

CATENA MODULE COMBINATION – EXAMPLE 4



335 cm / 131.9 in

FOR THIS COMBINATION WE USED

- 1x Armrest End Module - Left - S400
- 1x Center Module - S100
- 1x Armrest End Module - Right - S401

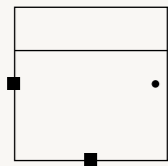


POSITION OF CONNECTING CLIPS

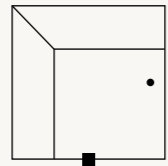
CATENA MODULE OVERVIEW – SMALL VERSION

• FASTENING JOINT
 ■ CROCODILE CLIP

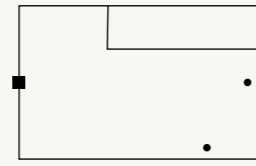
Center Module
S100



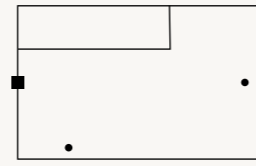
Connecting Corner Module
S200



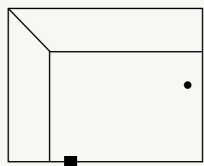
Open End Module - Left
S300



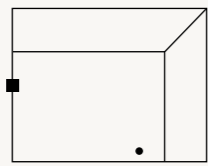
Open End Module - Right
S301



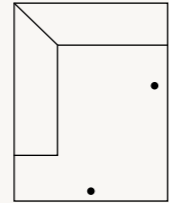
Armrest End Module - Left
S400



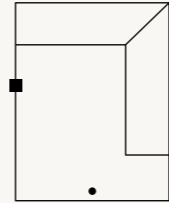
Armrest End Module - Right
S401



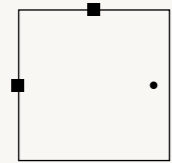
Chaise Longue - Left
S600



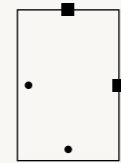
Chaise Longue - Right
S601



Pouf Square
S500



Pouf Rectangular
S501

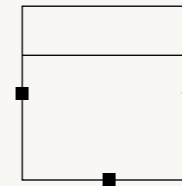


POSITION OF CONNECTING CLIPS

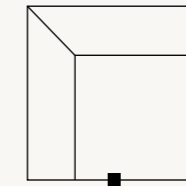
CATENA MODULE OVERVIEW – LARGE VERSION

• FASTENING JOINT
 ■ CROCODILE CLIP

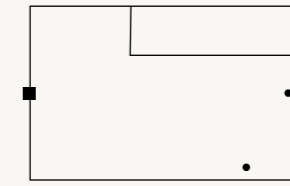
Center Module
L100



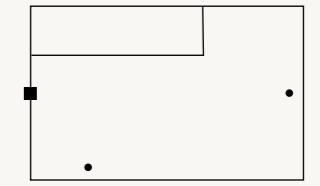
Connecting Corner Module
L200



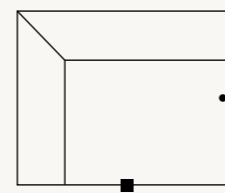
Open End Module - Left
L300



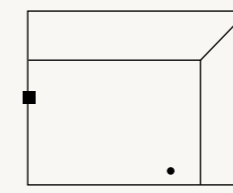
Open End Module - Right
L301



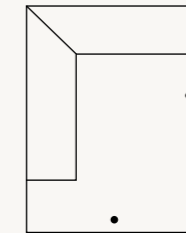
Armrest End Module - Left
L400



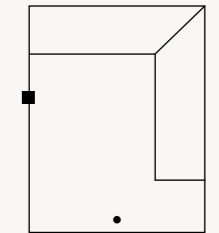
Armrest End Module - Right
L401



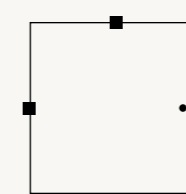
Chaise Longue - Left
L600



Chaise Longue - Right
L601



Pouf Square
L500



Pouf Rectangular
L501



FABRIC & LEATHER OPTIONS

CATENA COLLECTION

Price Group 1

Cotton Linen •
Brushed

Price Group 2

Faded Velvet
Hot Madison •
Cyber

Price Group 3

Bouclé
Leather - Solid
Pasadena •
Louisiana
Focus

Price Group 4

Confetti Bouclé •
Wool Bouclé •
Tonus 4
Steelcut Trio 3
Rich Linen •

Price Group 5

Hallingdal 65 •
Fiord 2

Price Group 6

Leather - Envy

FABRIC OPTIONS

Price Group 1

COTTON LINEN



Composition: 60% cotton
40% linen
Martindale: 24.000
Lightfastness: 4 (8)
Pilling: 4-5 (5)
Fire rating: CAL 117: not pass
Crib 5: pass with treatment
EN 1021 1/2: pass with treatment
Suitable for: Catena Collection
Herman Collection
Turn Collection

Price Group 2

HOT MADISON



Composition: 63% cotton
37% linen
Martindale: 55.000
Lightfastness: 4-5 (8)
Pilling: N/A
Supplier: JAB
Fire rating: CAL 117: pass
Crib 5: pass with treatment
EN 1021 1/2: pass with treatment
Suitable for: Catena Collection
Turn Collection

Price Group 3

PASADENA



Composition: 34% linen, 27% viscose, 17% polyester,
12% cotton, 8% wool, 2% acrylic
Martindale: 30.000
Lightfastness: 5 (8)
Pilling: 4 (5)
Fire rating: CAL 117: pass
Crib 5: pass with treatment
EN 1021 1/2: pass with treatment
Suitable for: Catena Collection
Herman Collection
Turn Collection

ferm LIVING colour selection:



See more colour options at jab.com

FABRIC OPTIONS


Price Group 4

CONFETTI BOUCLÉ



Composition: 40% cotton, 22% acrylic, 16% viscose, 11% wool, 11% polyester
Martindale: 100.000
Lightfastness: 5 (8)
Fire rating: CAL117: pass
BS 5258: not pass
EN 1021 1/2: pass
Suitable for: Catena Collection
Rico Collection

RICH LINEN



Composition: 100% linen
Martindale: 20.000
Lightfastness: 4 (5)
Pilling: 4-5 (5)
Fire rating: CAL 117: not pass
Crib 5: not pass
EN 1021 1/2: not pass
Suitable for: Catena Collection


Price Group 5

HALLINGDAL 65



Composition: 70% new wool
30% viscose
Martindale: 100.000
Lightfastness: 5-7 (8)
Pilling: 3-4 (5)
Supplier: Kvadrat
Sustainability: EU Ecolabel
Greenguard Gold
Fire rating: CAL 117: pass
Crib 5: pass
EN 1021 1/2: pass
Suitable for: Catena Collection
Rico Collection
Herman Collection
Turn Collection

ferm LIVING colour selection:



See more colour options at kvadrat.dk

Life is full of contrasts

As we navigate expectations and dreams in the search for meaning and comfort, we long for a balanced life with room for chaos and calm, moments of reflection and times of joy. A place where we can be ourselves, realise the true value of things and feel at home.

Based on a passion for authentic design and clear functionality, we challenge ourselves to shape the future and take pride in creating products that help you balance the contrasts of life.

Our soft forms, rich textures and deep colours allow you to create an authentic and composed atmosphere, while avant-garde shapes, striking patterns and curious details add a touch of the unexpected.

From our base in Copenhagen, we work with artisans around the world, fusing our Scandinavian mindset with global skills and traditions. We take our responsibility to people and the planet seriously and expect the same of our partners.

We create collections of furniture, accessories and lighting, so you can create space to feel comfortably you.

Welcome home.

