




LEX ECO MINI & LEX ECO MINI BLUE ON



LEX ECO MINI BLUE OFF

			P	CCT	I	Flux	LOR
LEX ECO MINI 1	A378-01-10-	W R G Z WN N	6,5W	2700K	200mA	910Lm	70%
	A378-01-11-	W R G Z WN N	6,5W	3000K	200mA	940Lm	70%
	A378-01-12-	W R G Z WN N	6,5W	4000K	200mA	960Lm	70%
LEX ECO MINI Blue 1	A378-11-10-	W	6,5W	2700K	200mA	910Lm	70%
	A378-11-11-	W	6,5W	3000K	200mA	940Lm	70%
	A378-11-12-	W	6,5W	4000K	200mA	960Lm	70%
LEX ECO MINI 2	A378-02- ① -0-	W R G Z WN N	12W	2700K	350mA	1400Lm	70%
	A378-02- ① -1-	W R G Z WN N	12W	3000K	350mA	1460Lm	70%
	A378-02- ① -2-	W R G Z WN N	12W	4000K	350mA	1480Lm	70%
LEX ECO MINI Blue 2	A378-12- ① -0-	W	12W	2700K	350mA	1400Lm	70%
	A378-12- ① -1-	W	12W	3000K	350mA	1460Lm	70%
	A378-12- ① -2-	W	12W	4000K	350mA	1480Lm	70%

LED | 220-240 V~ | CE | IP20 | CRI>90 | L80B10 >60.000h

MacAdam Step 2 | CONNEC | OPTIONS* | INCL | Ø105 | 70°

①	*OPTIONS
1	No DIM
2	DIM DALI
3	DIM Push

ACCESSORY

LEX ECO High Chromatic LED **

NOT SOLD SEPARATELY



			P	CCT	I	Flux	LOR
LEX ECO MINI Tunable White	A378-00-28-	W R G Z WN N	10,5W	2700-5000K	600mA	1250Lm	70%
LEX ECO MINI Blue Tunable White	A378-10-28-	W	10,5W	2700-5000K	600mA	1250Lm	70%

LED | 220-240 V~ | CE | IP20 | CRI>90 | L80B10 >55.000h

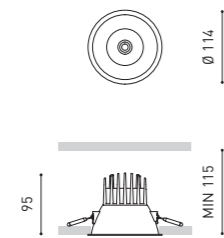
MacAdam Step 3 | CONNEC | DALI* | INCL | Ø105 | 71°

			P	CCT	I	Flux	LOR
LEX ECO MINI DIM to Warm	A378-00-29-	W R G Z WN N	11,5W	1800-3000K	350mA	1265Lm	70%
LEX ECO MINI Blue DIM to Warm	A378-10-29-	W	11,5W	1800-3000K	350mA	1265Lm	70%

LED | 220-240 V~ | CE | IP20 | CRI>90 | L80B10 >55.000h

MacAdam Step 3 | CONNEC | DALI* | INCL | Ø105 | 72°

LEX ECO MINI




COLOUR | W | R | G | Z | WN | N | MATERIAL | AL | PC

* OTHER DIM OPTIONS PLEASE CONSULT
** ACCESSORY & COLOURS MAY AFFECT THE LIGHTING PARAMETERS



LEX ECO MINI ASYMMETRIC & MINI ASYMMETRIC BLUE ON



LEX ECO MINI ASYMMETRIC BLUE OFF

			P	CCT	I	Flux	LOR
LEX ECO MINI Asymmetric 1	A379-01-10-	W R G Z WN N	6,5W	2700K	200mA	910Lm	70%
	A379-01-11-	W R G Z WN N	6,5W	3000K	200mA	940Lm	70%
	A379-01-12-	W R G Z WN N	6,5W	4000K	200mA	960Lm	70%
LEX ECO MINI Asymmetric Blue 1	A379-11-10-	W	6,5W	2700K	200mA	910Lm	70%
	A379-11-11-	W	6,5W	3000K	200mA	940Lm	70%
	A379-11-12-	W	6,5W	4000K	200mA	960Lm	70%
LEX ECO MINI Asymmetric 2	A379-02- ① -0-	W R G Z WN N	12W	2700K	350mA	1400Lm	70%
	A379-02- ① -1-	W R G Z WN N	12W	3000K	350mA	1460Lm	70%
	A379-02- ① -2-	W R G Z WN N	12W	4000K	350mA	1480Lm	70%
LEX ECO MINI Asymmetric Blue 2	A379-12- ① -0-	W	12W	2700K	350mA	1400Lm	70%
	A379-12- ① -1-	W	12W	3000K	350mA	1460Lm	70%
	A379-12- ① -2-	W	12W	4000K	350mA	1480Lm	70%

LED | 220-240 V~ | CE | IP20 | CRI>90 | L80B10 >60.000h

MacAdam Step 2 | CONNEC | OPTIONS* | INCL | Ø105 | 64°

①	*OPTIONS
1	No DIM
2	DIM DALI
3	DIM Push

ACCESSORY

LEX ECO High Chromatic LED **

NOT SOLD SEPARATELY



			P	CCT	I	Flux	LOR
LEX ECO MINI Asymmetric Tunable White	A379-00-28-	W R G Z WN N	10,5W	2700-5000K	600mA	1250Lm	70%
LEX ECO MINI Asymmetric Blue Tunable White	A379-10-28-	W	10,5W	2700-5000K	600mA	1250Lm	70%

LED | 220-240 V~ | CE | IP20 | CRI>90 | L80B10 >55.000h

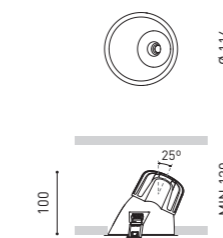
MacAdam Step 3 | CONNEC | DALI* | INCL | Ø105 | 64°

			P	CCT	I	Flux	LOR
LEX ECO MINI Asymmetric DIM to Warm	A379-00-29-	W R G Z WN N	11,5W	1800-3000K	350mA	1265Lm	70%
LEX ECO MINI Asymmetric Blue DIM to Warm	A379-10-29-	W	11,5W	1800-3000K	350mA	1265Lm	70%

LED | 220-240 V~ | CE | IP20 | CRI>90 | L80B10 >55.000h

MacAdam Step 3 | CONNEC | DALI* | INCL | Ø105 | 64°

LEX ECO MINI ASYMMETRIC



COLOUR | W | R | G | Z | WN | N | MATERIAL | AL | PC

* OTHER DIM OPTIONS PLEASE CONSULT
** ACCESSORY & COLOURS MAY AFFECT THE LIGHTING PARAMETERS

