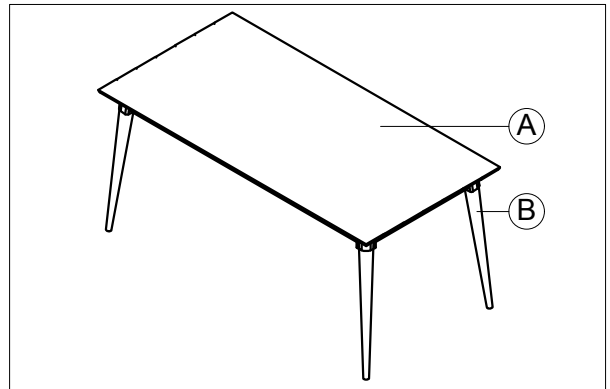




ASSEMBLING INSTRUCTION

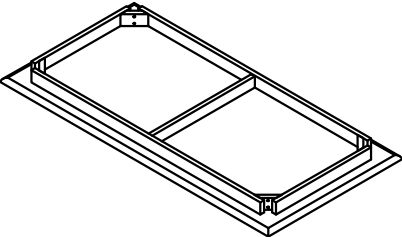



DINING TABLE

Pre Assembly :

- Please read all instructions before beginning assembly
- Place all parts on a carpet or foam in shipping box. Find the letter (A,B,C,...) on each part and check with below part list to ensure we have all components.
- Save all packing materials until assembly is complete to avoid accidentally discarding smaller parts or hardware.
- This cart requires one people to do assembly.

Parts Included :

A - Top Table - 1 pc	B - Legs - 4 pcs
	

Hardware Enclosed:

C - Hexagonal Bolts - 8 pcs	D - Wrench - 1 pc
