



## **LION BRAND® COLORWAVES**

### **Knit Ballet-Style Sweater**

Pattern Number: LB#50282



# LION BRAND® COLORWAVES

## Knit Ballet-Style Sweater

Pattern Number: LB#50282

*Skill Level: Easy*

### SIZE

**Finished Chest** 34 (36, 38, 40, 42) inches [86.5 (91.5, 96.5, 101.5, 106.5) cm]

**Length** 18½ (19, 19, 19½, 19½) inches [47 (48.5, 48.5, 49.5, 49.5) cm]

**Note** Pattern is written for smallest size with changes for larger sizes in parentheses. When only one number is given, it applies to all sizes. To follow pattern more easily, circle all numbers pertaining to your size before beginning.

### MATERIALS

- LION BRAND Color Waves  
4 (4, 4, 5, 5) skeins #313 Sunset Red  
or color of your choice
- LION BRAND size 10 [6 mm] knitting needles OR SIZE TO OBTAIN GAUGE
- LION BRAND size 8 [5 mm] knitting needles
- One 7/8" [22 mm] button
- 60" [152.5 cm] of 1½" [4 cm] wide ribbon
- LION BRAND large-eyed, blunt needle

### GAUGE

12 sts + 16 rows = 4" [10 cm] in St st (k on RS, p on WS) with larger needles.  
BE SURE TO CHECK YOUR GAUGE.

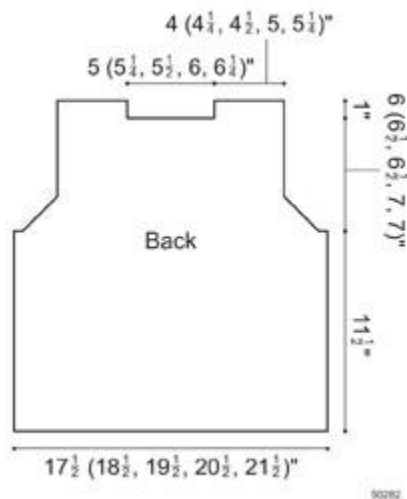
### BALLET SWEATER

#### BACK

With smaller needles, cast on 53 (56, 59, 62, 65) sts.  
Knit 7 rows.

Change to larger needles and work in St st until piece measures 11½" [29 cm].

**Shape Armholes** Bind off 2 sts at beg of next 2 rows.  
Dec 1 st each end on next 4 RS rows – 41 (44, 47, 50, 53) sts. Work even in St st until armhole measures 5 (5½, 5½, 6, 6) inches [12.5 (14, 14, 15, 15) cm], ending with a WS row.



© 1998-2005 Lion Brand Yarn Company, all rights reserved  
34 West 15th Street, New York, New York 10011  
Call TOLL-FREE 1-800-258-YARN

### Shape Neck and Work Border

**Row 1** K 16 (17, 18, 19, 20), k2tog, k 5 (6, 7, 8, 9), k2tog, k 16 (17, 18, 19, 20) – 39 (42, 45, 48, 51) sts

**Row 2** P 8 (9, 10, 11, 12), k 23 (24, 25, 26, 27), p 8 (9, 10, 11, 12).

**Row 3** Knit.

**Row 4** Repeat Row 2.

**Row 5** K 12 (13, 14, 15, 16); join 2nd ball of yarn and bind off center 15 (16, 17, 18, 19) sts; knit to end of row – 12 (13, 14, 15, 16) sts each shoulder.

Working both shoulders at the same time and keeping the 4 sts at each neck edge in Garter st (knit every row), work even until armhole measures 7 (7½, 7½, 8, 8)" [18 (19, 19, 20.5, 20.5) cm]. Bind off all sts.

### LEFT FRONT

With smaller needles, cast on 53 (56, 59, 62, 65) sts.  
Knit 3 rows.

**Buttonhole Row (RS)** Knit to last 4 sts, k2tog, yarn over, k 2.

Knit 3 rows.

Change to larger needles.

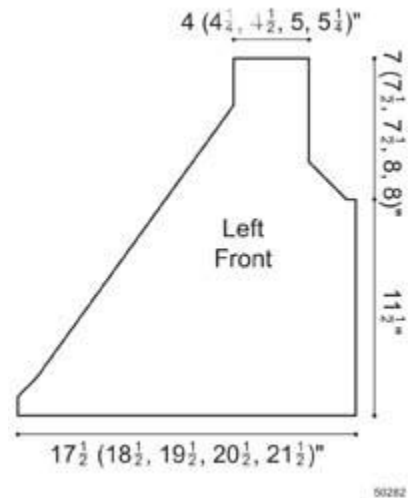
**Row 1 (RS)** Knit to last 6 sts, k2tog, k 4.

**Row 2** K 4, p2tog, p to end of row.

Continue working in St st, keeping 4 sts at front edge in Garter st as established and, **AT SAME TIME**, dec 1 st at front edge as established every row 4 (6, 10, 8, 12) more times, then every other row 29 (29, 27, 31, 29) times **AND**, when piece measures 11 ½" [29 cm], shape armhole as for Back – 12 (13, 14, 15, 16) sts. Work even until piece measures same as Back. Bind off all sts.

### RIGHT FRONT

Work as for Left Front, omitting buttonhole and reversing shaping.



**SLEEVES**

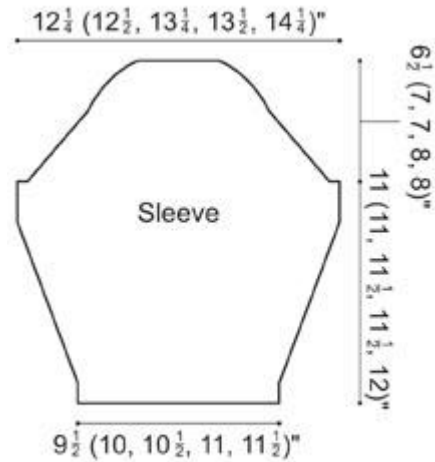
With smaller needles, cast on 29 (30, 32, 33, 35) sts.  
Knit 7 rows.

Change to larger needles and, working in St st, increase 1 st each end every 8th row 4 times – 37 (38, 40, 41, 43) sts. Work even until piece measures 11 (11, 11½, 11½, 12) inches [28 (28, 29, 29, 30.5) cm].

**Shape Sleeve Cap** Bind off 2 sts at beg of next 2 rows.  
Dec 1 st each end every other row 7 (6, 8, 6, 8) times;  
then every 4th row 2 (3, 2, 4, 3) times.

Bind off 3 sts at beg of next 2 rows.

Bind off remaining 9 (10, 10, 11, 11) sts.



50282

**FINISHING**

Sew shoulder seams. Sew in Sleeves. Sew side and Sleeve seams. Sew button onto inside of Right Front, near seam. Sew ribbons onto bottom of Right Front and lower left side near seam.

<b>ABBREVIATIONS</b>	
beg = begin(ning)	RS = right side
dec = decreas(e)(s)(ing)	St st = stockinette stitch
k = knit	st(s) = stitch(es)
k2tog = knit 2 together	tog = together
p = purl	WS = wrong side
p2tog = purl 2 together	

*\*Color Waves (Article #940) Color Waves is a soft, bulky weight, bouclé yarn of 73% Acrylic/17% Polyester. It comes in 3 oz/85g; 125 yards balls*

Every effort has been made to have the knitting and crochet instructions accurate and complete. We cannot be responsible for variance of individual knitters and crocheters, human errors, or typographical mistakes.