



Free Knitting Pattern
Lion Brand® Homespun®
Matinee 'Swing' Jacket
Pattern Number: 60468



Note: Crochet versino of jacket shown

Free Knitting Pattern from Lion Brand Yarn
Lion Brand® Homespun®
Matinee 'Swing' Jacket
Pattern Number: 60468

SKILL LEVEL: Beginner

SIZE: Medium, Large, 2X

S (M, L, 1X/2X)

Finished Chest 38 (42, 48, 54) in. [96.5 (106.5, 122, 137) cm]

Finished Length 18½ (18½, 20½, 21½) in. [47 (47, 52, 54.5) cm]

Note: Pattern is written for smallest size with changes for larger sizes in parentheses. When only one number is given, it applies to all sizes. To follow pattern more easily, circle all numbers pertaining to your size before beginning.

CORRECTIONS: None

MATERIALS

- 790-394 Lion Brand Homespun® Golden
4 (5,5,6) Skeins
- Lion Brand Knitting Needles - Size 10 [6 mm]
- Large-Eye Blunt Needles (Set of 6)
- Additional Materials
1 button 1 in. [2.5 cm] diameter

GAUGE:

12 sts + 18 rows = 4 in. [10 cm] in Garter st (knit every row). BE SURE TO CHECK YOUR GAUGE.

JACKET

BACK

Cast on 57 (63, 72, 81) sts.

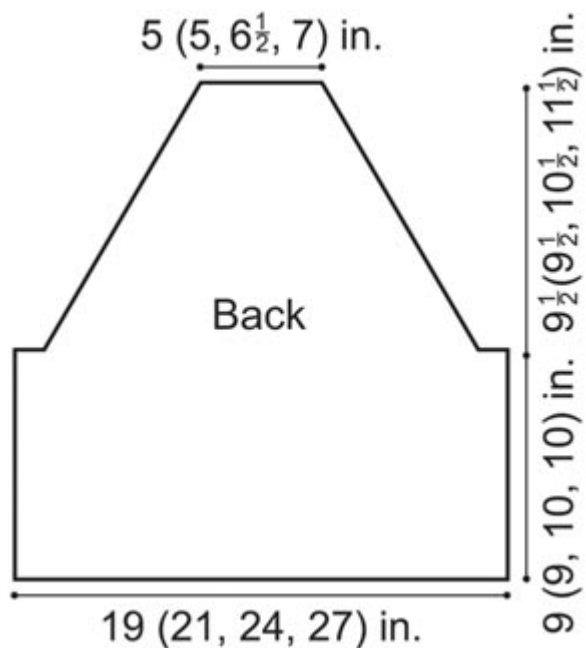
Work in Garter st until piece measures 9 (9, 10, 10) in. [23 (23, 25.5, 25.5) cm] from beg, end with a WS row.

Shape Raglan Armhole

Bind off 2 (3, 4, 4) sts at beg of next 2 rows – 53 (57, 64, 73) sts.

Next Row (Dec Row): K 1, k2tog, k to last 3 sts, k2tog, k 1.

Continue in Garter st, rep Dec Row every other row 18 (20, 21, 25) times – 15 (15, 20, 21) sts. Work even until armhole measures 9½ (9½, 10½, 11½) in. [24 (24, 26.5, 29) cm]. Bind off.



RIGHT FRONT

Cast on 32 (34, 39, 44) sts.

Work in garter st until piece measures 9 (9, 10, 10) in. [23 (23, 25.5, 25.5) cm] from beg, end with a RS row.

Shape Raglan Armhole

Bind off 2 (3, 4, 4) sts at beg of next row – 30 (31, 35, 40) sts.

Next Row (Dec Row) (RS): K to last 3 sts, k2tog, k 1.

Continue in Garter st, rep Dec Row every other row 18 (20, 21, 25) times – 11 (10, 13, 14) sts. at the same time, when armhole measures 6½ (6½, 7½, 7½) in. [16.5 (16.5, 19, 19) cm], end with a WS row and work buttonhole and neck shaping as follows:

Buttonhole

Next Row (RS): K 2, bind off next 2 sts, k to end.

Next Row: Knit across, casting on 2 sts over bound-off sts of previous row.

Shape Neck

Next Row: Bind off 5 sts at beg of row, work to end of row.

Knit 1 row.

Next Row: Bind off 2 (2, 4, 4) sts at beg of row, work to end of row.

Knit 1 row.

Next Row: Bind off 1 (1, 2, 3) sts at beg of row, work to end of row.

Knit 1 row.

Continue to work raglan shaping at end of row as for Back. Bind off.

LEFT FRONT

Work as for Right Front, reversing shaping and omitting buttonhole.

SLEEVES

Cast on 36 (44, 48, 56) sts.

Work in Garter st, AT THE SAME TIME, inc 1 st each side every 6th row 1 (0, 0, 0) times, every 8th rows 6 times -- 50 (56, 60, 68) sts. Work until piece measures 12 in. [30.5 cm] from beg.

Shape Raglan

Bind off 3 (4, 5, 6) sts at beg of next 2 rows – 44 (48, 50, 56) sts.

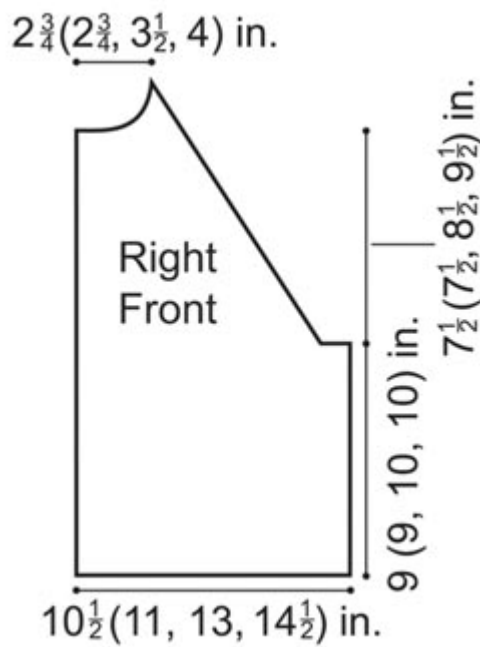
Next Row (Dec Row): K 1, k2tog, k to last 3 sts, k2tog, k 1.

Continue in Garter st, rep Dec Row every other row 18 (20, 21, 25) times -- 6 sts. Work even until Raglan Armhole measures 9½ (9½, 10½, 11½) in. [24 (24, 26.5, 29) cm]. Bind off.

FINISHING

Sew shoulder seams. Sew in Sleeves. Sew side and Sleeve seams.

Sew on button opposite buttonhole.



Collar

Row 1: From RS, beg 2 in. [5 cm] in from Right Front neck edge, pick up and k 41 (41, 50, 55) sts evenly around neck edge, ending 2 in. [5 cm] in from Left Front neck edge.

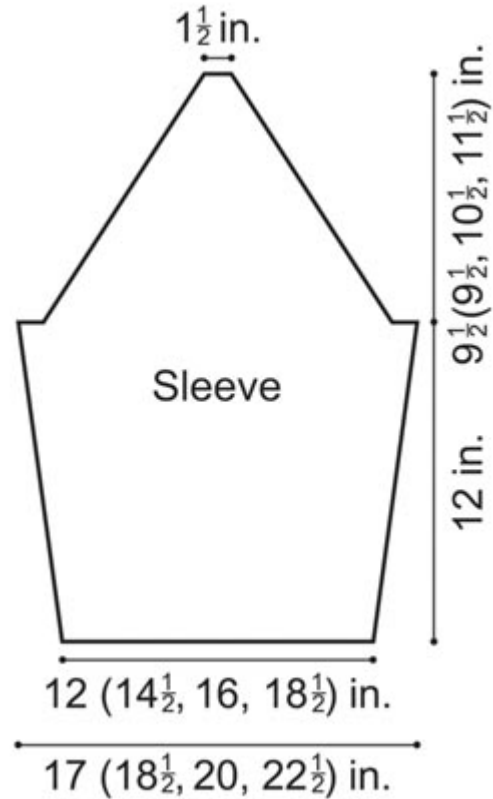
Rows 2-4: Knit.

Row 5: K1, inc 1 in next st, k to last 2 sts, inc 1 in next st, k1.

Row 6-8: Knit.

Rep last 4 rows twice. Bind off.

Weave in ends.

**ABBREVIATIONS / REFERENCES**

Click for explanation and illustration

<u>beg</u> = begin(s)(ning)	<u>dec</u> = decreas(e)(s)(ing)
<u>inc</u> = increas(e)(s)(ing)	<u>k</u> = knit
<u>rep</u> = repeat(s)(ing)	<u>RS</u> = right side
<u>st(s)</u> = stitch(es)	<u>tog</u> = together
<u>WS</u> = wrong side	

Learn to knit instructions: <http://learnToKnit.LionBrand.com>

Every effort has been made to have the knitting and crochet instructions accurate and complete. We cannot be responsible for variance of individual knitters and crocheters, human errors, or typographical mistakes.



**Homespun* (Article #790) is a uniquely-textured bulky weight yarn that works up quickly and easily. 98% acrylic, 2% polyester; packaged in 6 oz/170g (185 yd/167m) pull skeins.

We want your project to be a success! If you need help with this or any other Lion Brand pattern, e-mail support is available 7 days per week. Just click [here](#) to explain your problem and someone will help you!

For hundreds of free patterns, visit our website www.LionBrand.com

To order visit our website www.e-yarn.com or call: (800) 258-YARN (9276) any time!

Copyright ©1998-2005 Lion Brand Yarn Company, all rights reserved. No pattern or other material may be reproduced -- mechanically, electronically, or by any other means, including photocopying -- without written permission of Lion Brand Yarn Company. If you would like to send a copy of this page to someone, click [here](#) and we will be happy to do it for you.