



**Free Knitting Pattern  
Lion Brand® Wool-Ease® - Tiffany  
Knit Long Fuzzy Vest**  
Pattern Number: 50827AD



A very stretchy vest, worked in an easy stitch and stripe pattern with three strands held together.

## Free Knitting Pattern from Lion Brand Yarn Lion Brand® Wool-Ease® - Tiffany Knit Long Fuzzy Vest

Pattern Number: 50827AD

**SKILL LEVEL:** Intermediate

**SIZE:** Small, Medium, Large, 1X, 2X

**Finished Bust** 37 (40, 43, 47, 50)" [94 (101.5, 109, 119, 127) cm]

**Length** 27 (27 1/2, 28, 28 1/2, 28 1/2)" [68.5 (70, 71, 72, 72) cm]

**Note:** Pattern is written for smallest size with changes for larger sizes in parentheses. When only one number is given, it applies to all sizes. To follow pattern more easily, circle all numbers pertaining to your size before beginning.

**CORRECTIONS:** None

### MATERIALS

- 620-153 Lion Brand Wool-Ease® Yarn: Black  
3 Balls (MC)
- 260-153 Lion Brand Tiffany Yarn: Black  
2 Balls (A)
- 260-124 Lion Brand Tiffany Yarn: Camel  
5 Balls (B)
- 260-149 Lion Brand Tiffany Yarn: Charcoal  
4 Balls (C)
- 260-100 Lion Brand Tiffany Yarn: White  
3 Balls (D)
- Lion Brand Knitting Needles- Size 13 [9 mm]
- Lion Brand Stitch Holders
- Large-Eye Blunt Needles (Set of 6)
- Additional Materials  
4 buttons of your choice

### GAUGE:

10 sts = 4" [10 cm] in St st (k on RS, p on WS). BE SURE TO CHECK YOUR GAUGE. When you match the gauge in a pattern, your project will be the size specified in the pattern and the materials specified in the pattern will be sufficient. If it takes you less stitches and rows to make a 4 in. [10 cm] square, try using a smaller size hook or needles; if more stitches and rows, try a larger size hook or needles.

### STITCH EXPLANATION:

#### STITCH PATTERN

**Row 1** Knit.

**Row 2** Purl.

**Row 3** Knit.

**Row 4** Knit.

**Row 5** Purl.

**Row 6** Knit.

Repeat Rows 1-6 for Stitch Pattern.

#### COLOR PATTERN

**Rows 1-3** 1 strand MC, 1 strand A and 1 strand B held tog.

**Rows 4-6** 1 strand MC, 1 strand C and 1 strand B held tog.

**Rows 7-9** 1 strand MC, 1 strand C and 1 strand D held tog.

**Rows 10-12** 1 strand MC, 1 strand C and 1 strand B held tog.

**Rows 13-15** 1 strand MC, 1 strand C and 1 strand A held tog.

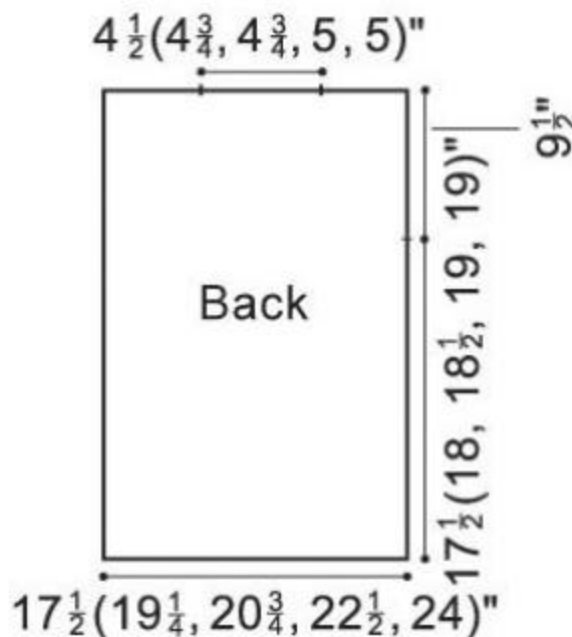
**Rows 16-18** 1 strand MC, 1 strand C and 1 strand B held tog.

**Rows 19-21** 1 strand MC, 1 strand B and 1 strand D held tog.

Repeat Rows 1-21 for Color Pattern.

### BACK

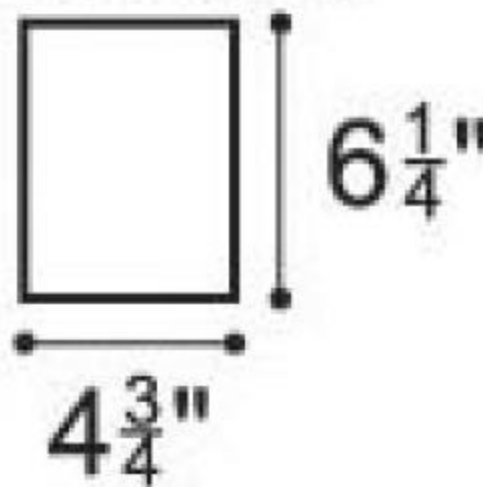
With 1 strand MC, 1 strand A and 1 strand B held tog, cast on 44 (48, 52, 56, 60) sts. Work in color and stitch patterns until piece measures 27 (27 1/2, 28, 28 1/2, 28 1/2)" [68.5 (70, 71, 72.5, 72.5) cm] from beg. Bind off.



### POCKETS (make 2)

With 1 strand MC, 1 strand B and 1 strand C held tog, cast on 12 sts. Work in St st (k on RS, p on WS) for 19 rows. Transfer sts to st holder.

### Pocket



### LEFT FRONT

With 1 strand MC, 1 strand A and 1 strand B held tog, cast on 27 (29, 31, 33, 35) sts. Work in color and stitch patterns until piece measures 8" (8, 9, 9, 9)" [20.25 (20.25, 23, 23, 23) cm] from beg, end with a RS row.

**Next Row (WS)** Work 6 (7, 8, 9, 10) sts, bind off 12 sts, work remaining 9 (10, 11, 12, 13) sts.

**Next Row (RS)** Work 9 (10, 11, 12, 13) sts, pattern across 12 Pocket sts (from holder), work rem 6 (7, 8, 9, 10) sts.

Work even until piece measures 24 (24 1/2, 24, 24 1/2, 24 1/2)" [61 (62.25, 61, 62.25, 62.25) cm] from beg, end with a RS row.

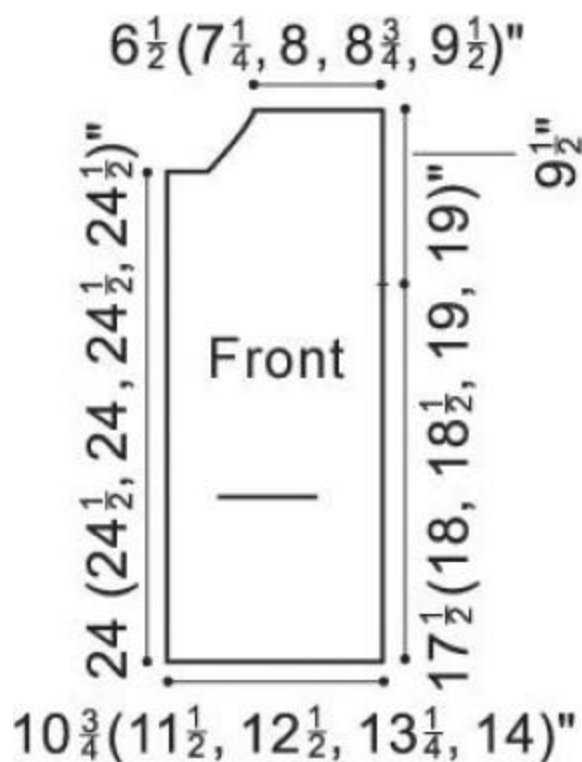
### Shape Neck

**Next row (WS)** Bind off at Neck edge every WS row 5 sts once, 2 sts once, and 1 st 4 times. Bind off rem 16 (18, 20, 22, 24) sts.

### RIGHT FRONT

Work as for Left Front until piece measures 5" [12.75 cm] from beg, end with a WS row.

**Buttonhole Row (RS)** Work 2 sts, yo, k2tog, work to end. Continue working as for Left Front, reversing all shaping, and AT THE SAME TIME, work buttonholes at 10" [25.5 cm], 15" [38 cm] and 20" [51 cm] from beg.



### FINISHING

Sew shoulder seams.

#### Collar

With RS facing and 1 strand MC, 1 strand A and 1 strand B held tog, pick up 11 sts along Right Front Neck edge starting at the 6th st from end, pick up 12 sts across Back Neck edge, and pick up 11 sts along Left Front Neck edge ending at the 6th st from end-34 sts. Work in color and stitch patterns for 2" [5 cm]. Bind off.

Sew side seams, leaving 9 1/2" [24 cm] for Armhole. Sew Pockets to inside. Sew on buttons opposite buttonholes.

Weave in ends.

ABBREVIATIONS / REFERENCES	
Click for explanation and illustration	
<u>beg</u> = begin(s)(ning)	<u>k</u> = knit
<u>k2tog</u> = knit 2 together	<u>MC</u> = main color
<u>p</u> = purl	<u>rem</u> = remain(s)(ing)
<u>RS</u> = right side	<u>St st</u> = Stockinette stitch
<u>st(s)</u> = stitch(es)	<u>tog</u> = together
<u>WS</u> = wrong side	<u>yo</u> = yarn over

Learn to knit instructions: <http://learnToKnit.LionBrand.com>

Every effort has been made to have the knitting and crochet instructions accurate and complete. We cannot be responsible for variance of individual knitters and crocheters, human errors, or typographical mistakes.

\***Wool-Ease®** (Article #620) is a 4-ply worsted-weight yarn. It has the feel, warmth and softness of wool with the easy care of acrylic. • Solid, Heather, Twist: 3 oz/85g (197 yd/180m) balls 80% acrylic, 20% wool • Sprinkles, Wheat, Mushroom, Rainbow Mist: 3 oz/85g (197 yd/180m) balls 86% acrylic, 10% wool, 4% rayon • Glitter/Multi-colors: 2.5 oz./70g (162 yd/146m) balls 78% acrylic, 19% wool, 3% polyester • Frosts:



2.5 oz./70g (162 yd/146m) balls 70% acrylic, 20% wool, 10% polyamide • Prints: 2.5 oz/70g (162 yd/146m) balls 80% acrylic, 20% wool



\*Tiffany (Article #260) is a super-soft light DK yarn. It is packaged in 1 3/4 oz [50 g]/137 yd [125 m] balls.

We want your project to be a success! If you need help with this or any other Lion Brand pattern, e-mail support is available 7 days per week. Just click [here](#) to explain your problem and someone will help you!

**For hundreds of free patterns, visit our website [www.LionBrand.com](http://www.LionBrand.com)  
To order visit our website [www.e-yarn.com](http://www.e-yarn.com) or call: (800) 258-YARN (9276) any time!**

Copyright © 1998-2008 Lion Brand Yarn Company, all rights reserved. No pattern or other material may be reproduced -- mechanically, electronically, or by any other means, including photocopying -- without written permission of Lion Brand Yarn Company. If you would like to send a copy of this page to someone, click [here](#) and we will be happy to do it for you.