



Knitting Patterns for Sale
Lion Brand® Sasha
Baby Bear Hooded Jacket
Pattern Number: 60668AD



Knitting Patterns for Sale from Lion Brand Yarn
Lion Brand® Sasha
Baby Bear Hooded Jacket
Pattern Number: 60668AD

SKILL LEVEL: Easy +

SIZE: 3-6 mos, 12 mos, 18 mos, 24 months (2 yrs)

Finished Chest 17½ (18, 19½, 22) in. [44.5 (45.5, 49.5, 56) cm]

Finished Length 10 (10½, 11½, 12) in. [25.5 (26.5, 29, 30.5) cm]

Note: Pattern is written for smallest size with changes for larger sizes in parentheses. When only one number is given, it applies to all sizes. To follow pattern more easily, circle all numbers pertaining to your size before beginning.

CORRECTIONS: None

MATERIALS

- 690-100 Lion Brand Sasha: Snow
7 (7,8,8) Balls
- Lion Brand Knitting Needles - Size 10 [6 mm]
- Lion Brand Crochet Hook - Size J-10
- Large-Eye Blunt Needles (Set of 6)

GAUGE:

12 sts + 24 rows = 4 in. [10 cm] in Garter st (k every row). BE SURE TO CHECK YOUR GAUGE. When you match the gauge in a pattern, your project will be the size specified in the pattern and the materials specified in the pattern will be sufficient. If it takes you less stitches and rows to make a 4 in. [10 cm] square, try using a smaller size hook or needles; if more stitches and rows, try a larger size hook or needles.

BACK

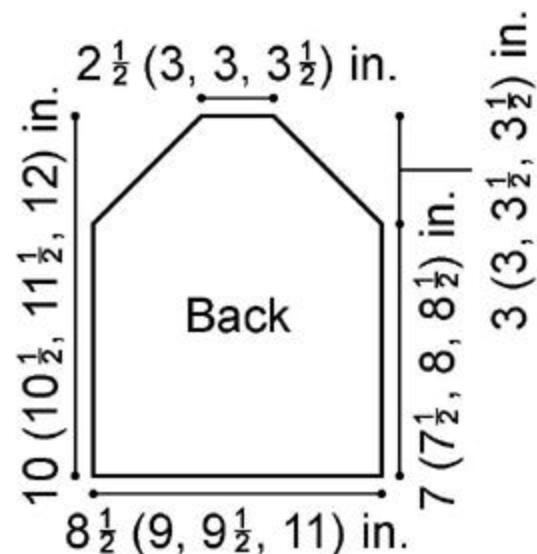
Cast on 26 (27, 29, 33) sts. Work in Garter st (k every row) until piece measures 7 (7½, 8, 8 1/2) in. [18 (19, 20.5, 21.5) cm] from beg, end with a WS row.

Shape Raglan

Dec Row: K 1, k2tog, k to last 3 sts, k2tog, k1.

Next Row: Knit.

Repeat last 2 rows until 8 (9, 9, 11) sts rem. Bind off.



LEFT FRONT

Cast on 13 (14, 15, 16) sts. Work in Garter st until piece measures same length as Back to beg of raglan shaping, end with a RS row.

Shape Raglan

Dec Row (WS): K to last 3 sts, k2tog, k1.

Next Row: Knit.

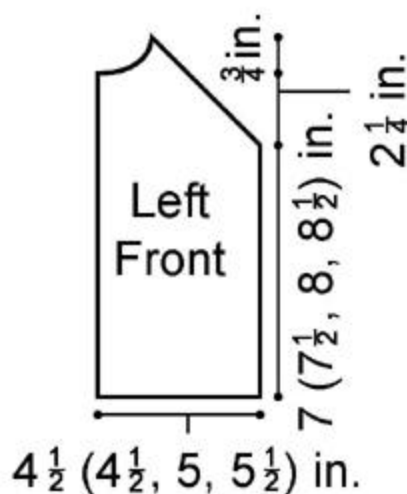
Repeat last 2 rows until 6 (7, 8, 9) sts rem, end with a RS row.

Shape Neck

Next Row (WS): Bind off 2 (3, 3, 4) sts, k to last 3 sts, k2tog, k1.

Next Row: Knit.

Next Row: Bind off all sts.

**RIGHT FRONT**

Work same as Left Front, reversing raglan and neck shaping.

SLEEVE (make 2)

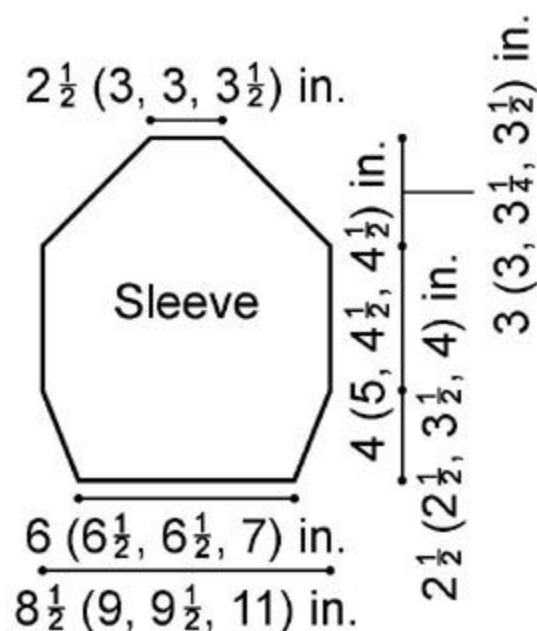
Cast on 18 (19, 19, 21) sts. Work in Garter st, increase 1 st each edge every 4th row 4 (4, 5, 6) times – 26 (27, 29, 33) sts. Work even until Sleeve measures 6 1/2 (7 1/2, 8, 8 1/2) in. [16.5 (19, 20.5, 21.5) cm] from beg, end with a WS row.

Shape Raglan

Dec Row: K 1, k2tog, k to last 3 sts, k2tog, k 1.

Next Row: Knit.

Repeat last 2 rows until 8 (9, 9, 11) sts rem. Bind off.

**FINISHING**

Sew raglan seams. Sew side and Sleeve seams. Weave in ends.

Hood

From RS, beg at Right Front, pick up and k 32 (37, 39, 47) sts evenly spaced around neck edge to Left Front. Work in Garter st for 10 (10 1/2, 11, 11 1/2) in. [25.5 (26.5, 28, 29) cm]. Bind off. Fold bound-off edge in half and sew for top seam.

Ears (make 2)

Cast on 7 (7, 9, 9) sts. Knit 4 rows.

Next Row: K2tog, k to last 2 sts, k2tog.

Next Row: Knit.

Repeat last 2 rows once more. Bind off. Sew ears to Hood.

Ties (make 2)

With crochet hook, ch 15 (16, 17, 18). Fasten off. Sew one chain to each front neck edge. Weave in ends.

| ABBREVIATIONS / REFERENCES | |
|--|---------------------------------|
| Click for explanation and illustration | |
| <u>beg = begin(s)(ning)</u> | <u>dec = decreas(e)(s)(ing)</u> |
| <u>k = knit</u> | <u>k2tog = knit 2 together</u> |
| <u>p = purl</u> | <u>rem = remain(s)(ing)</u> |
| <u>RS = right side</u> | <u>st(s) = stitch(es)</u> |
| <u>WS = wrong side</u> | |

Learn to knit instructions: <http://learnToKnit.LionBrand.com>

Every effort has been made to have the knitting and crochet instructions accurate and complete. We cannot be responsible for variance of individual knitters and crocheters, human errors, or typographical mistakes.



**Sasha (Article #690) is a super-bulky A wool-blend yarn that works up quickly using one simple stitch to create the fashionable look of Persian lamb. It is 96% Wool, 4% Nylon and is packaged in 1.75 oz./50 g (21 yd/20 m) balls.*

We want your project to be a success! If you need help with this or any other Lion Brand pattern, e-mail support is available 7 days per week. Just click [here](#) to explain your problem and someone will help you!

For hundreds of free patterns, visit our website www.LionBrand.com

To order visit our website www.e-yarn.com or call: (800) 258-YARN (9276) any time!

Copyright ©1998-2005 Lion Brand Yarn Company, all rights reserved. No pattern or other material may be reproduced -- mechanically, electronically, or by any other means, including photocopying -- without written permission of Lion Brand Yarn Company. If you would like to send a copy of this page to someone, click [here](#) and we will be happy to do it for you.