



Free Knitting Pattern
Lion Brand® Lion® Wool
Cat and Dog Holiday Ornaments
Pattern Number: 60739AD



Celebrate the Christmas season with your pets! Include these small stockings on your tree or mantle to give your favorite companions some holiday treats.

Free Knitting Pattern from Lion Brand Yarn

Lion Brand® Lion® Wool

Cat and Dog Holiday Ornaments

Pattern Number: 60739AD

SKILL LEVEL: Easy +

SIZE: One Size
About 5 x 7 in. (12.5 x 18 cm)

CORRECTIONS: None as of Nov 23, 2009. To check for later updates, click [here](#).

MATERIALS

- 820-113 Lion Brand Lion Wool Yarn: Scarlet
1 Ball (A)
- 820-099 Lion Brand Lion Wool Yarn: Winter White
1 Ball (B)
- 820-132 Lion Brand Lion Wool Yarn: Lemongrass
1 Ball (C)
- 820-125 Lion Brand Lion Wool Yarn: Cocoa
1 Ball (D)
- 820-149 Lion Brand Lion Wool Yarn: Pearl Gray
1 Ball (E)
- 820-187 Lion Brand Lion Wool Yarn: Goldenrod
1 Ball (F)
- 820-153 Lion Brand Lion Wool Yarn: Ebony
1 Ball (G)
- Lion Brand Knitting Needles- Size 8 [5 mm]
- Large-Eye Blunt Needles (Set of 6)

GAUGE:



16 sts + 24 rows = 4 in. (10 cm) in St st (k on RS, p on WS). BE SURE TO CHECK YOUR GAUGE. When you match the gauge in a pattern, your project will be the size specified in the pattern and the materials specified in the pattern will be sufficient. If it takes you less stitches and rows to make a 4 in. [10 cm] square, try using a smaller size hook or needles; if more stitches and rows, try a larger size hook or needles.

STITCH EXPLANATION:

Kfb (knit in front and back) Knit next st without removing it from left needle, then k through back of same st – 1 st increased.

NOTES:

1. Materials are sufficient to make 3 stockings with A and 3 with C.
2. Stockings are worked flat in two pieces and then seamed.
3. Pet motifs are worked in duplicate stitch before pieces are seamed.

	#113 Scarlet (A)
	#099 Winter White (B)
	#132 Lemongrass (C)
	#125 Cocoa (D)
	#149 Pearl Grey (E)
	#187 Goldenrod (F)
	#153 Ebony (G)

STOCKING

BACK

Cast on 20 sts.

Row 1 (RS): Knit.

Row 2: Purl.

Row 3 (Inc Row): K1, kfb in next st, k to last 2 sts, kfb in next st, k1 – 22 sts at the end of this row.

Row 4: Purl.

Row 5: Rep Inc Row – 24 sts.

Rows 6-11: Continue in St st (k on RS, p on WS) on 24 sts.

Row 12: P to last 2 sts, p2tog – 23 sts at the end of this row.

Row 13: Knit.

Row 14: P to last 2 sts, p2tog – 22 sts.

Row 15: Bind off 10 sts, k to end of row – 12 sts at the end of this row.

Rows 16-28: Work even in St st.

Rows 29-40: Change to B and work even in St st for cuff. Bind off.

FRONT

Cast on 20 sts.

Row 1 (RS): Knit.

Row 2: Purl.

Row 3 (Inc Row): K1, kfb in next st, k to last 2 sts, kfb in next st, k1 – 22 sts at the end of this row.

Row 4: Purl.

Row 5: Rep Inc Row – 24 sts.

Rows 6-11: Continue in St st on 24 sts.

Row 12: P2tog, p to end of row – 23 sts at the end of this row.

Row 13: Knit.

Row 14: P2tog, p to end of row – 22 sts.

Row 15: Knit.

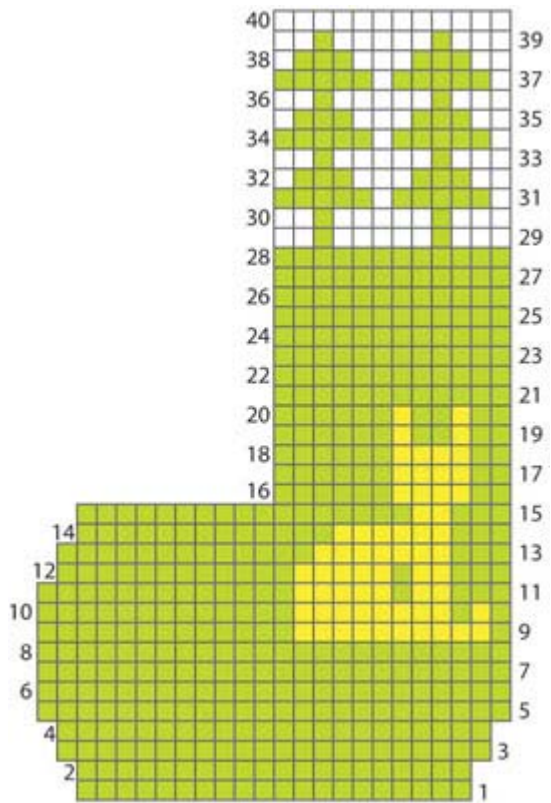

Row 16: Bind off 10 sts, p to end of row – 12 sts at the end of this row.

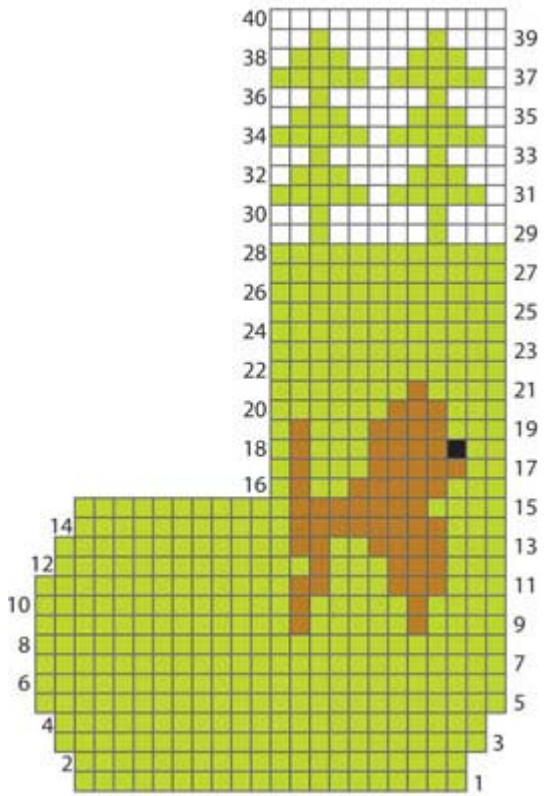

Rows 17-28: Work even in St st.

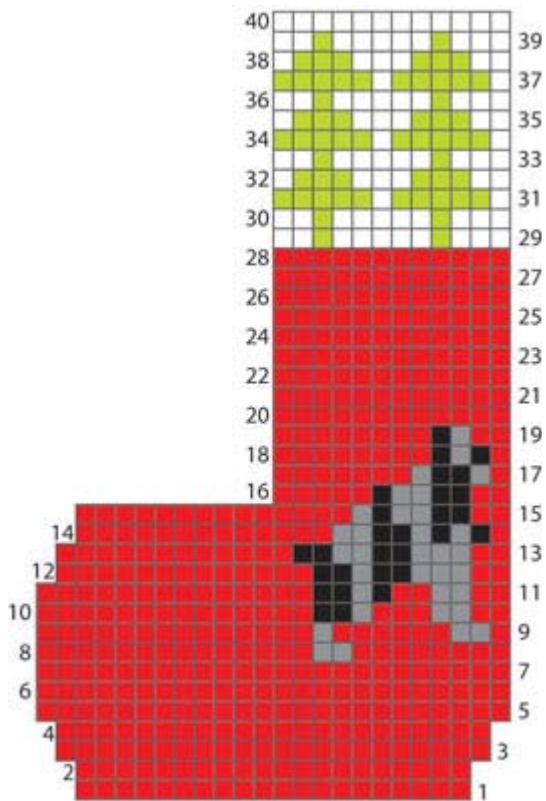
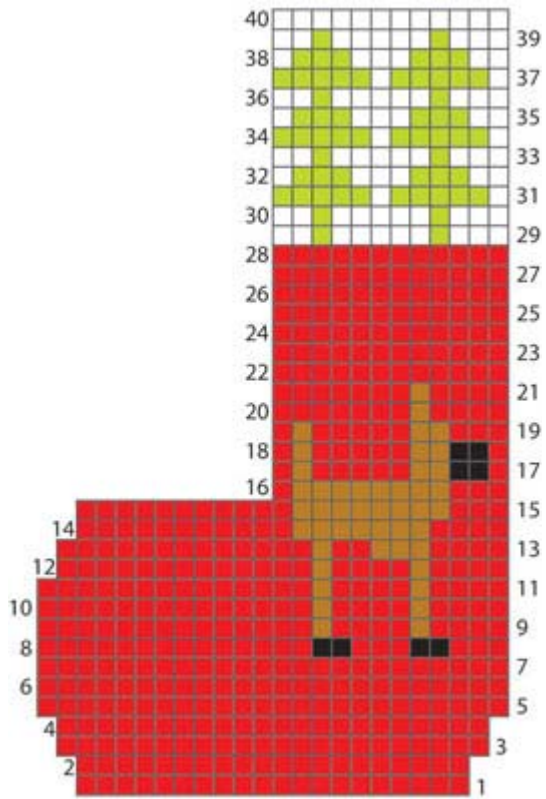
Rows 29-40: Change to B, and work even in St st for cuff. Bind off.

FINISHING

Following chart, work duplicate st motifs on Front. Seam Back to Front, leaving open at top. Cut a 15 in. (38 cm) length of yarn in same color as Stocking, weave yarn length through beginning of cuff and tie ends into a bow. Cut a 4 in. (10 cm) length of yarn and knot to inside at top of Stocking to create a hanging loop. Weave in ends.







ABBREVIATIONS / REFERENCES

[Click for explanation and illustration](#)

inc = increas(e)(s)(ing)

k = knit

p = purl

p2tog = purl 2 together

RS = right side	St st = Stockinette stitch
st(s) = stitch(es)	WS = wrong side

Learn to knit instructions: <http://learnToKnit.LionBrand.com>

Every effort has been made to have the knitting and crochet instructions accurate and complete. We cannot be responsible for variance of individual knitters and crocheters, human errors, or typographical mistakes.

**Lion Wool (Article #820) is a worsted-weight 100% wool. Solid colors are packaged in 3 oz [85 g]/158 yd [144 m] balls; variegated colors are 2 3/4 oz [78 g]/143 yds [131 m]*



We want your project to be a success! If you need help with this or any other Lion Brand pattern, e-mail support is available 7 days per week. Just click [here](#) to explain your problem and someone will help you!

For thousands of free patterns, visit our website www.LionBrand.com

To order visit our website www.lionbrand.com or call: (800) 258-YARN (9276) any time!

Copyright ©1998-2009 Lion Brand Yarn Company, all rights reserved. No pattern or other material may be reproduced -- mechanically, electronically, or by any other means, including photocopying -- without written permission of Lion Brand Yarn Company.