



Free Knitting Pattern
Lion Brand® Wool-Ease®
Knit Coastal Stripe Pullover
Pattern Number: 70264AD



Free Knitting Pattern from Lion Brand Yarn
Lion Brand® Wool-Ease®
Knit Coastal Stripe Pullover
Pattern Number: 70264AD

SKILL LEVEL: Easy

SIZE:

12-18 months, 2-3 years, 4-5 years

Finished Chest 23 (25, 26) in. (58.5 (63.5, 66) cm)

Finished Length 11 (14, 15) in. (25.5 (35.5, 38) cm)

CORRECTIONS: None as of Apr 2, 2010. To check for later updates, click [here](#).

MATERIALS

- 620-129 [Lion Brand Wool-Ease Yarn: Cocoa](#)
1 1, 1 Ball (A)
- 620-123 [Lion Brand Wool-Ease Yarn: Seaspray](#)
2 2, 3 Balls (B)
- 620-126 [Lion Brand Wool-Ease Yarn: Chocolate Brown](#)
1 1, 1 Ball (C)
- [Lion Brand Knitting Needles - Size 7 \[4.5 mm\]](#)
- [Large-Eye Blunt Needles \(Set of 6\)](#)

GAUGE:

20 sts + 24 rows = 4 in. (10 cm) in St st (k on RS, p on WS). BE SURE TO CHECK YOUR GAUGE. When you match the gauge in a pattern, your project will be the size specified in the pattern and the materials specified in the pattern will be sufficient. If it takes you less stitches and rows to make a 4 in. [10 cm] square, try using a smaller size hook or needles; if more stitches and rows, try a larger size hook or needles.

STITCH EXPLANATION:

STRIPE PATTERN (18 rows)

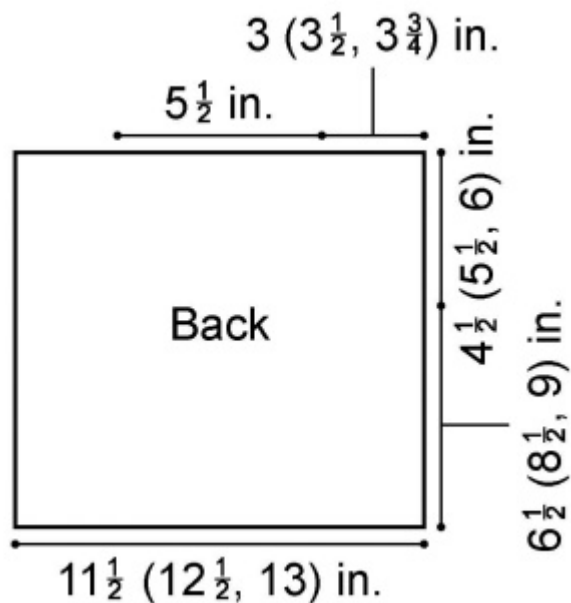
Work in St st, working 2 rows with C, 2 rows with A, 2 rows with B, 2 rows with A, 2 rows with C, 2 rows with A, 2 rows with B, 2 rows with A, 2 rows with C.

BACK

With A, cast on 58 (62, 66) sts. Work in St st until piece measures 1 in. (2.5 cm), end with a WS row. Change to B and continue in St st until piece measures 4 (5, 6) in. ((12.5, 15) cm), end with a WS row. Work 18 rows of Stripe pattern. Change to B and work until piece measures 11 (14, 15) in. (28 (35.5, 38) cm from beg, end with a WS row.

Shape Shoulders

Bind off 15 (17, 19) sts at beg of next 2 rows. Bind off remaining 28 sts for Back Neck.

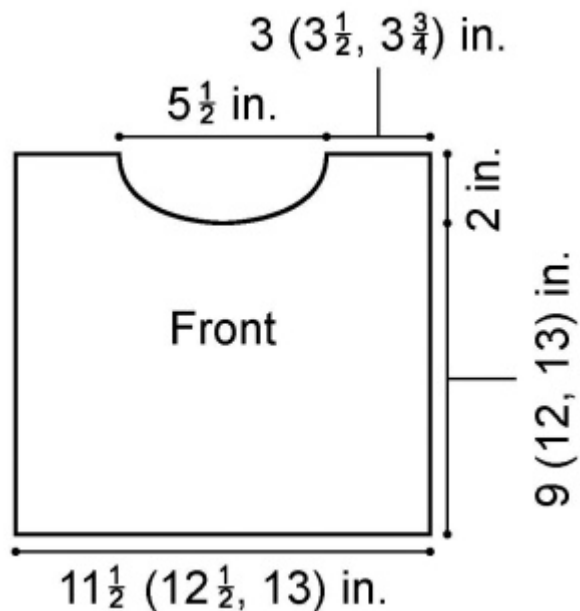


FRONT

Work as for Back until piece measures 9 (12, 13) in. (23 (30.5, 33) cm) from beg, end with a WS row.

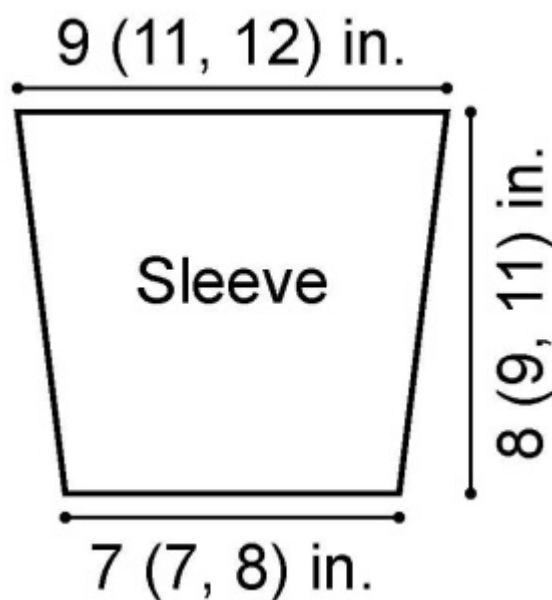
Shape Neck

Work 24 (26, 28) sts, join a 2nd ball of yarn and bind off next 10 sts for neck, finish row. Working both sides at once with separate strands of yarn, dec 1 st at each neck edge every row 9 times - 15 (17, 19) sts remain each side for shoulders. When piece measures same length as Back to shoulders, bind off.



SLEEVES (make 2)

With A, cast on 35 (35, 40) sts. Work in St st for 1 in. (2.5 cm), end with a WS row. Change to B and continue in St st, inc 1 st at each edge every 4 (4, 6) rows 5 (10, 10) times - 45 (55, 60) sts. Work until piece measures 8 (9, 11) in. (20.5 (23, 28) cm) from beg. Bind off



FINISHING

Sew right shoulder seam.

Neckband: From RS, with A, pick up and k 76 sts evenly spaced around neck edge. Work in St st for 1 in. (2.5 cm). Bind off.

Sew left shoulder and neckband. Mark 4 1/2 (5 1/2, 6) in. (11.5 (14, 15) cm) down from shoulder on Front and Back. Sew tops of Sleeves between markers. Sew side and Sleeve seams.

Weave in ends.

ABBREVIATIONS / REFERENCES	
Click for explanation and illustration	
<u>beg = begin(s)(ning)</u>	<u>dec = decreas(e)(s)(ing)</u>
<u>inc = increas(e)(s)(ing)</u>	<u>k = knit</u>
<u>p = purl</u>	<u>RS = right side</u>
<u>St st = Stockinette stitch</u>	<u>st(s) = stitch(es)</u>
<u>WS = wrong side</u>	

Learn to knit instructions: <http://learnToKnit.LionBrand.com>

Every effort has been made to have the knitting and crochet instructions accurate and complete. We cannot be responsible for variance of individual knitters and crocheters, human errors, or typographical mistakes.

We want your project to be a success! If you need help with this or any other Lion Brand pattern, e-mail support is available 7 days per week. Just click [here](#) to explain your problem and someone will help you!

For thousands of free patterns, visit our website www.LionBrand.com

To order visit our website www.lionbrand.com or call: (800) 258-YARN (9276) any time!

Copyright ©1998-2009 Lion Brand Yarn Company, all rights reserved. No pattern or other material may be reproduced -- mechanically, electronically, or by any other means, including photocopying -- without written permission of Lion Brand Yarn Company.