



**Crochet Patterns for Sale**  
**Lion Brand® Cotton-Ease (new)**  
**Circular Motion Sweater**

Pattern Number: 70621AD



## Crochet Patterns for Sale from Lion Brand Yarn

### Lion Brand® Cotton-Ease (new)

### Circular Motion Sweater

Pattern Number: 70621AD

**SKILL LEVEL:** Intermediate

**SIZE:** Small, Medium, Large, 1X, 2X

**Finished Chest** 32 (41, 45, 48, 54) in. (81.5 (104, 114.5, 122, 129.5) cm)

**Finished Length** 23 (23 1/2, 24 1/2, 24 1/2, 24 1/2) in. (58.5 (59.5, 62, 62, 62) cm)

**Note:** Pattern is written for smallest size with changes for larger sizes in parentheses. When only one number is given, it applies to all sizes. To follow pattern more easily, circle all numbers pertaining to your size before beginning.

**CORRECTIONS:** None

#### MATERIALS

- 830-145 Lion Brand New Cotton Ease: Plum  
7 7, 8, 9, 9 Balls
- Lion Brand Crochet Hook - Size I-9
- Lion Brand Stitch Markers
- Large-Eye Blunt Needles (Set of 6)

#### GAUGE:

12 sts + 6 1/2 rows = 4 in. (10 cm) in dc. BE SURE TO CHECK YOUR GAUGE. When you match the gauge in a pattern, your project will be the size specified in the pattern and the materials specified in the pattern will be sufficient. If it takes you less stitches and rows to make a 4 in. [10 cm] square, try using a smaller size hook or needles; if more stitches and rows, try a larger size hook or needles.

#### NOTES:

- 1) Sweater is made in two halves. The halves are sewn together at the center of front and back.
- 2) Each half begins with a circle at the elbow and is worked outwards.
- 3) On one side of the Elbow Circle, rows are worked to form the lower section of the Sleeve. On the other side of the Elbow Circle, rows are worked to form the upper section of the Sleeve.
- 4) When the Sleeve is complete, the first row of Half Body is worked in rows beginning at center of last row of upper section of Sleeve, around first half of last row of Sleeve to underarm, up other half of last row of Sleeve back to center of last row of upper section of Sleeve. Work proceeds in rows on these stitches, the ends of the rows form the shoulder, neck and center (front and back) edges.

#### SLEEVE (make 2)

##### Elbow Circle

**Note:** Work this section the same for all sizes. Ch 4; join with sl st in first ch to form a ring.

**Rnd 1:** Ch 3 (counts as first dc here and throughout), 11 dc in ring; join with sl st in top of beg ch - 12 dc.

**Rnd 2:** Ch 3, turn, dc in same st as join, 2 dc in each st around; join with sl st in top of beg ch - 24 dc.

**Rnd 3:** Ch 3, turn, 2 dc in next st, \*dc in next st, 2 dc in next st; rep from \* around; join with sl st in top of beg ch - 36 dc.

**Rnd 4:** Ch 3, turn, dc in next st, 2 dc in next st, \*dc in next 2 sts, 2 dc in next st; rep from \* around; join with sl st in top of beg ch - 48 dc.

**Rnd 5:** Ch 3, turn, dc in next 2 sts, 2 dc in next st, \*dc in next 3 sts, 2 dc in next st; rep from \* around; join with sl st in top of beg ch - 60 dc.

**Rnd 6:** Ch 3, turn, dc in next 3 sts, 2 dc in next st, \*dc in next 4 sts, 2 dc in next st; rep from \* around; join with sl st in top of beg ch - 72 dc.

**Rnd 7:** Ch 3, turn, dc in next 4 sts, 2 dc in next st, \*dc in next 5 sts, 2 dc in next st; rep from \* around; join with sl st in top of beg ch - 84 dc.

**Rnds 8-12:** Ch 3, turn, continue, as established, working dc in each st around and inc 12 dc in each rnd;

join with sl st in top of beg ch - 144 dc.  
Mark next 10 sts. Do not fasten off.

### Shape Sleeve from Elbow to Cuff

**Note:** Work this section the same for all sizes.

**Row 1:** Ch 1, turn, sc in same st as join, sc in next st, hdc in next 3 sts, dc in next st, (dc in next 8 sts, 2 dc in next st) 4 times, dc in next 9 sts, hdc in next 3 sts, sc in next 2 sts, mark next 10 sts; leave remaining sts unworked - 60 sts.

**Note:** Sl sts are not included in stitch counts throughout.

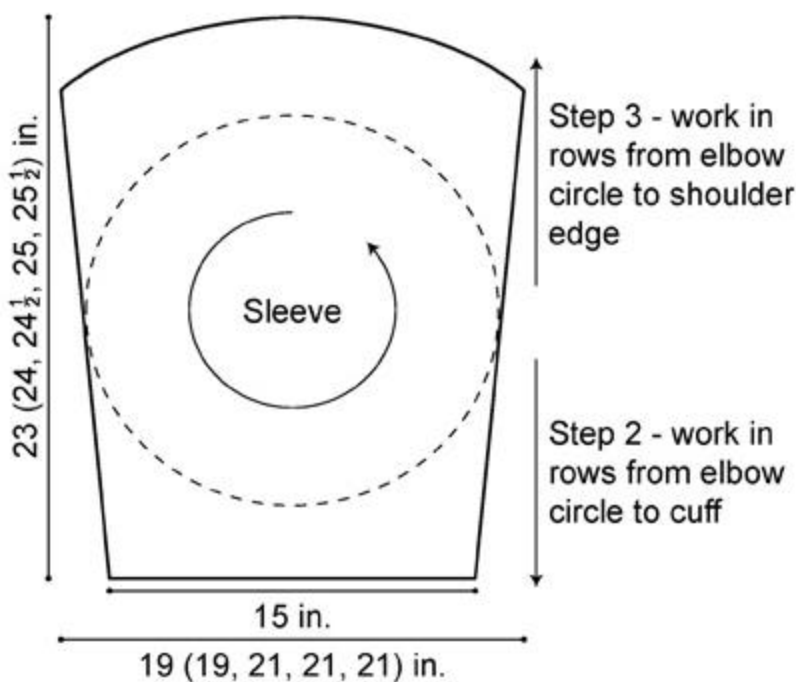
**Row 2:** Turn, sl st in next 7 sts, ch 1, sc in same st, hdc in next st, (dc in next 8 sts, 2 dc in next st) 4 times, dc in next 8 sts, hdc in next st, sc in next st; leave remaining sts unworked - 52 sts.

**Row 3:** Turn, sl st in next 4 sts, ch 1, sc in same st, hdc in next st, (dc in next 13 sts, 2 dc in next st) twice, dc in next 14 sts, hdc in next st, sc in next st; leave remaining sts unworked - 48 sts.

**Row 4:** Turn, sl st in next 3 sts, ch 1, sc in same st, (dc in next 13 sts, 2 dc in next st) twice, dc in next 14 sts, sc in next st; leave remaining sts unworked - 46 sts.

**Rows 5 and 6:** Turn, sl st in next 2 sts, ch 1, sc in same st, (dc in next 13 sts, 2 dc in next st) twice, dc in next 14 sts, sc in next st; leave remaining sts unworked - 46 sts.

**Row 7:** Turn, sl st in next 2 sts, ch 1, sc in same st, hdc in next st, dc in next st, (dc in next 12 sts, 2 dc in next st) twice, dc in next 13 sts, hdc in next st, sc in next st; leave remaining sts unworked - 46 sts. Fasten off.



### Shape Sleeve from Elbow to Shoulder

Join yarn at opposite edge of Elbow Circle in first st of the 68 sts between markers.

**Row 1:** Ch 1, sc in same st as join, sc in next 2 (1, 1, 1, 0) sts, hdc in next 2 sts, dc in the next 10 (11, 11, 11, 11) sts, 2 dc in the next st, [dc in the next 11 (11, 11, 11, 12) sts, 2 dc in the next st] 3 times, dc in the next 11 (12, 12, 12, 11) sts, hdc in next 2 sts, sc in next 3 (2, 2, 2, 1) sts - 72 sts.

**Row 2:** Turn, sl st in next 7 (6, 6, 5, 4) sts, ch 1, sc in same st, hdc in next st, dc in the next 11 (10, 10, 11, 11) sts, 2 dc in the next st, [dc in the next 10 (11, 11, 11, 12) sts, 2 dc in the next st] 3 times, dc in the next 11 (11, 11, 12, 11) sts, hdc in next st, sc in next st; leave remaining sts unworked - 64 (66, 66, 68, 70) sts.

**Row 3:** Turn, sl st in next 4 (4, 3, 3, 3) sts, ch 1, sc in same st, hdc in next st, dc in the next 10 (11, 10, 11, 11) sts, 2 dc in the next st, [dc in the next 10 (10, 11, 11, 12) sts, 2 dc in the next st] 3 times, dc in the next 10 (11, 11, 12, 11) sts, hdc in next st, sc in next st; leave remaining sts unworked - 62 (64, 66, 68, 70) sts.

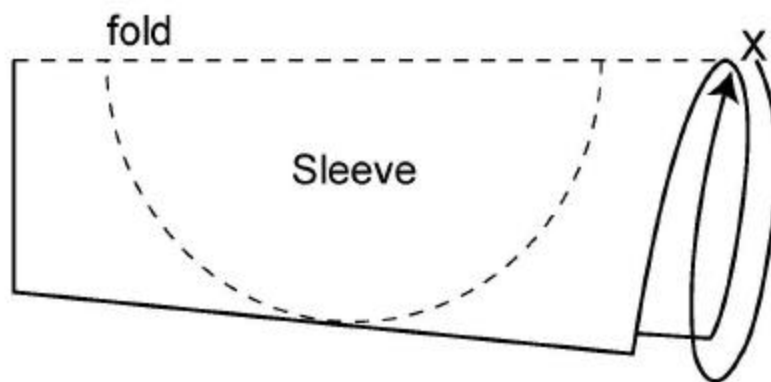
sts.

**Row 4:** Turn, sl st in next 3 (3, 3, 4, 4) sts, ch 1, sc in same st, hdc in next st, dc in the next 10 (11, 10, 10, 11) sts, 2 dc in the next st, [dc in the next 10 (10, 11, 11, 11) sts, 2 dc in the next st] 3 times, dc in the next 10 (11, 11, 11, 12) sts, hdc in next st, sc in next st; leave remaining sts unworked - 62 (64, 66, 66, 68) sts.

**Row 5:** Turn, sl st in next 3 (4, 3, 3, 3) sts, ch 1, sc in same st, hdc in next st, dc in the next 10 (10, 10, 10, 11) sts, 2 dc in the next st, [dc in the next 10 (10, 11, 11, 11) sts, 2 dc in the next st] 3 times, dc in the next 10 (10, 11, 11, 12) sts, hdc in next st, sc in next st; leave remaining sts unworked - 62 (62, 66, 66, 68) sts.

**Next 1 (2, 3, 4, 5) Rows:** Turn, sl st in next 3 sts, ch 1, sc in same st, hdc in next st, dc in the next 10 (10, 10, 10, 11) sts, 2 dc in the next st, [dc in the next 10 (10, 11, 11, 11) sts, 2 dc in the next st] 3 times, dc in the next 10 (10, 11, 11, 12) sts, hdc in next st, sc in next st; leave remaining sts unworked - 62 (62, 66, 66, 68) sts.

Fasten off.



**Step 4 - begin Half Body  
shoulder shaping at 'X'  
and work in direction  
of arrows**

#### **HALF BODY (work 1 on each Sleeve)**

##### **Shape Shoulder**

Turn Sleeve, place a marker at center of last row of Sleeve; rejoin yarn in next st after marker.

**Row 1:** Working from center marker to end of row, ch 3, dc in the next 13 (13, 14, 14, 15) sts, 2 dc in the next st, dc in the next 13 (13, 14, 14, 14) sts, work 3 (4, 4, 4, 4) dc in next st, sk remaining sts; fold Sleeve to work in sts at beg of row; working from beg of row to center marker, sk first sc and first hdc, work 3 (4, 4, 4, 4) dc in next st, dc in the next 13 (13, 14, 14, 15) sts, 2 dc in the next st, dc in the next 14 (14, 14, 15, 15) sts. - 64 (66, 70, 70, 72) dc.

**Row 2:** Ch 3, turn, dc in the next 9 (15, 10, 10, 11) sts, work 2 dc in the next st, dc in the next 9 (15, 10, 10, 11) sts, work 2 dc in the next 1 (0, 1, 1, 1) st, dc in the next 10 (0, 11, 11, 10) sts, work 3 (3, 2, 2, 2) dc in next 2 sts, dc in the next 10 (15, 11, 11, 11) sts, work 2 dc in the next st, dc in the next 9 (16, 11, 11, 11) sts, work 2 dc in the next 1 (0, 1, 1, 1) st, dc in the next 10 (0, 10, 10, 11) sts. - 72 (72, 76, 76, 78) dc.

**Row 3:** Ch 3, turn, [dc in the next 11 (11, 11, 11, 12) sts, 2 dc in the next st] 2 times, dc in the next 10 (10, 12, 12, 11) sts, work 2 (3, 2, 2, 2) dc in next 2 sts, [dc in the next 11 (11, 12, 12, 12) sts, 2 dc in the next st] 2 times, dc in the next 11 (11, 11, 11, 12) sts. - 78 (80, 82, 82, 84) dc.

##### **Sizes M (L, 1X, 2X) only:**

**Row 4:** Ch 3, turn, [dc in the next 12 (12, 12, 13) sts, 2 dc in the next st] 2 times, dc in the next 12 (13, 13, 12) sts, work 2 (2, 3, 3) dc in next 2 sts, [dc in the next 12 (13, 13, 13) sts, 2 dc in the next st] 2 times, dc in the next 13 (12, 12, 13) sts. - 86 (88, 90, 92) dc.

**Sizes L (1X, 2X) only:**

**Row 5:** Ch 3, turn, [dc in then next 13 (14, 14) sts, 2 dc in the next st] 2 times, dc in the next 14 (13, 14) sts, work 2 dc in next 2 sts, [dc in the next 14 (14, 14) sts, 2 dc in the next st] 2 times, dc in the next 13 (14,15) sts. - 94 (96, 98) dc.

**Size 2X only:**

**Row 6:** Ch 3, turn, [dc in the next 15 sts, 2 dc in the next st] 2 times, dc in the next 15 sts, work 2 dc in next 2 sts, [dc in the next 15 sts, 2 dc in the next st] 2 times, dc in the next 16 sts. - 104 dc.

Do not fasten off.

**Shape Neck**

**Row 1:** Turn, sl st in first 2 sts, ch 1, sc in same st, hdc in next st, [dc in the next 11 (12, 14, 14, 15) sts, 2 dc in the next st] 2 times, dc in the next 11 (13, 13, 14, 16) sts, work 2 dc in next 2 sts, dc in the next 11 (13, 13, 14, 16) sts, [2 dc in the next st, dc in the next 11 (12, 14, 14,15) sts] 2 times, hdc in next st, sc in next st - 82 (90, 98, 100, 108) sts.

**Row 2:** Turn, sl st in first 3 sts, ch 1, sc in same st, [dc in the next 12 (13, 14, 15, 16) sts, 2 dc in the next st] 2 times, dc in the next 11 (13, 15, 14, 16) sts, work 2 dc in next 2 sts, dc in the next 11 (13, 15, 14, 16) sts, [2 dc in the next st, dc in the next 12 (13, 14, 15, 16) sts] 2 times, sc in next st; leave remaining st unworked - 84 (92, 100, 102, 110) sts.

**Row 3:** Turn, sl st in first 2 sts, ch 1, sc in same st, [dc in the next 12 (14, 15, 15, 17) sts, 2 dc in the next st] 2 times, dc in the next 13 (13, 15, 16, 16) sts, work 2 (2, 3, 2, 2) dc in next 2 sts, dc in the next 13 (13, 15, 16, 16) sts, [2 dc in the next st, dc in the next 12 (14, 15,15, 17) sts] 2 times, sc in next st - 88 (96, 106, 106, 114) sts.

**Row 4:** Turn, sl st in first 2 sts, ch 3, [dc in the next 13 (14, 16, 16, 18) sts, 2 dc in the next st] 2 times, dc in the next 13 (15, 16, 16, 17) sts, work 2 dc in next 2 sts, [dc in the next 13 (15,16, 16, 18) sts, 2 dc in the next st] 2 times, dc in the next 14 (14, 17, 17, 17) sts. - 92 (100, 110, 110, 118) sts.

**Row 5:** Turn, ch 3, [dc in the next 14 (15, 17, 17, 18) sts, 2 dc in the next st] 2 times, dc in the next 14 (16, 17, 17, 19) sts, work 2 dc in next 2 sts, [dc in the next 14 (16, 17, 17, 19) sts, 2 dc in the next st] 2 times, dc in the next 15 (15, 18, 18, 18) sts. - 98 (106, 116, 116, 124) sts.

**Row 6:** Turn, ch 3, [dc in the next 15 (16, 18, 18, 19) sts, 2 dc in the next st] 2 times, dc in the next 15 (17, 18, 18, 20) sts, work 2 dc in next 2 sts, [dc in the next 15 (17, 18, 18, 20) sts, 2 dc in the next st] 2 times, dc in the next 16 (17, 18, 18, 20) sts. - 104 (112, 122, 122, 130) sts.

**Sizes M (L, 1X, 2X) only:**

**Row 7:** Turn, ch 3, [dc in the next 17 (19, 19, 20) sts, 2 dc in the next st] 2 times, dc in the next 18 (19, 19, 21) sts, work 2 dc in next 2 sts,[dc in the next 18 (19, 19, 21) sts, 2 dc in the next st] 2 times, dc in the next 17 (20, 20, 20) sts. - 118 (128, 128, 136) sts.

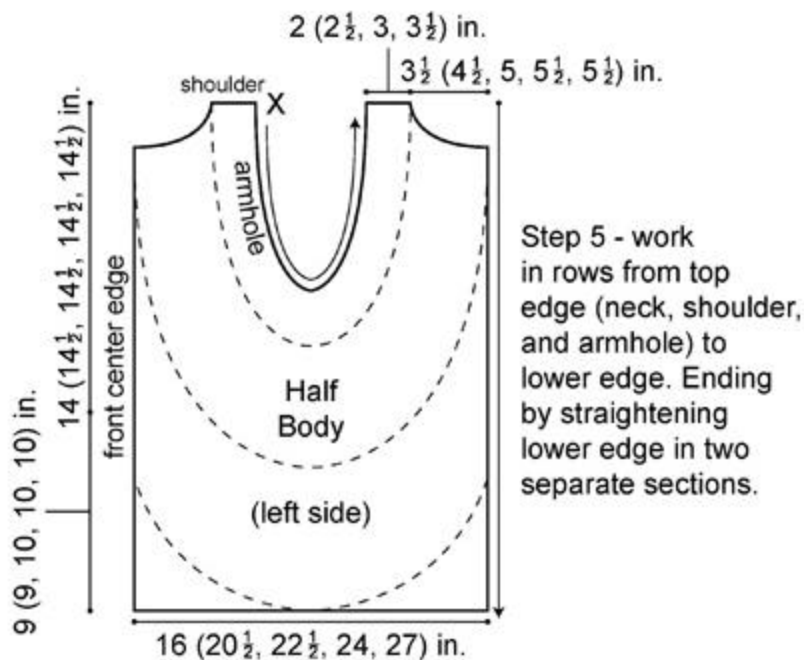
**Sizes L (1X, 2X) only:**

**Row 8:** Turn, ch 3, [dc in the next 20 (20, 21) sts, 2 dc in the next st] 2 times, dc in the next 20 (20, 22) sts, work 2 (2, 3) dc in next 2 sts,[dc in the next 20 (20, 22) sts, 2 dc in the next st] 2 times, dc in the next 21 (21, 21) sts. - 134 (134, 144) dc.

**Sizes 1X (2X) only:**

**Row 9:** Turn, ch 3, [dc in the next 21 (23) sts, 2 dc in the next st] 2 times, dc in the next 21 (22) sts, work 2 dc in next 2 sts, [dc in the next 21 (23) sts, 2 dc in the next st] 2 times, dc in the next 22 (23) sts. - 140 (150) dc.

Do not fasten off.



### Shape from Neck to Lower Edge

**Row 1:** Turn, sl st in first 4 (4, 4, 5, 5) sts, ch 1, sc in same st, sc in next 2 (2, 3, 3, 3) sts, hdc in next 3 (3, 4, 4, 4) sts, dc in the next 21 (24, 27, 28, 31) sts, 2 dc in next st, dc in the next 20 (24, 27, 28, 30) sts, work 2 dc in next 2 sts, dc in the next 20 (24, 27, 28, 30) sts, 2 dc in next st, dc in the next 21 (24, 27, 28, 31) sts, hdc in next 3 (3, 4, 4, 4) sts, sc in next 3 (3, 4, 4, 4) sts; leave remaining sts unworked - 102 (116, 132, 136, 146) sts.

**Row 2:** Turn, sl st in first 9 (9, 10, 11, 11) sts, ch 1, sc in same st, sc in next st, hdc in next 2 sts, dc in the next 19 (22, 26, 26, 29) sts, 2 dc in the next st, dc in the next 18 (22, 25, 26, 28) sts, work 2 dc in next 2 sts, dc in then next 18 (22, 25, 26, 28) sts, 2 dc in the next st, dc in the next 19 (22, 26, 26, 29) sts, hdc in next 2 sts, sc in next 2 sts; leave remaining sts unworked - 90 (104, 118, 120, 130) sts.

**Row 3:** Turn, sl st in first 6 sts, ch 1, sc in same st, sc in next st, hdc in next 1 (1, 2, 1, 1) sts, dc in the next 18 (21, 24, 25, 28) sts, 2 dc in the next st, dc in the next 17 (21, 24, 25, 27) sts, work 2 (2, 2, 3, 2) dc in next 2 sts, dc in the next 17 (21, 24, 25, 27) sts, 2 dc in the next st, dc in the next 18 (21, 24, 25, 28) sts, hdc in next 1 (1, 2, 1, 1) sts, sc in next 2 sts; leave remaining sts unworked - 84 (98, 112, 116, 124) sts.

**Row 4:** Turn, sl st in first 5 (5, 6, 5, 5) sts, ch 1, sc in same st, sc in next 0 (1, 0, 1, 1) sts, hdc in next st, dc in the next 17 (20, 24, 25, 27) sts, 2 dc in the next st, dc in the next 17 (20, 23, 24, 26) sts, work 2 dc in next 2 sts, dc in the next 17 (20, 23, 24, 26) sts, 2 dc in the next st, dc in the next 17 (20, 24, 25, 27) sts, hdc in next st, sc in next 1 (2, 1, 2, 2) sts; leave remaining sts unworked - 80 (94, 106, 112, 120) sts.

**Row 5:** Turn, sl st in first 4 (5, 4, 5, 5) sts, ch 1, sc in same st, sc in next 0 (0, 0, 0, 1) st, hdc in next st, dc in the next 17 (20, 23, 24, 26) sts, 2 dc in the next st, dc in the next 16 (19, 23, 24, 25) sts, work 2 (2, 3, 2, 3) dc in next 2 sts, dc in the next 16 (19, 23, 24, 25) sts, 2 dc in the next st, dc in the next 17 (20, 23, 24, 26) sts, hdc in next st, sc in next 1 (1, 1, 1, 2) sts; leave remaining sts unworked, turn - 78 (90, 106, 108, 118) sts.

**Row 6:** Turn, sl st in first 4 (4, 4, 4, 5) sts, ch 1, sc in same st, hdc in next st, dc in the next 16 (19, 23, 24, 26) sts, 2 dc in the next st, dc in the next 16 (19, 23, 23, 25) sts, work 2 (3, 2, 2, 2) dc in next 2 sts, dc in the next 16 (19, 23, 23, 25) sts, 2 dc in the next st, dc in the next 16 (19, 23, 24, 26) sts, hdc in next st, sc in next st; leave remaining sts unworked, turn - 76 (90, 104, 106, 114) sts.

**Row 7:** Turn, sl st in first 4 sts, ch 1, sc in same st, hdc in next st, dc in the next 16 (19, 23, 23, 25) sts, 2 dc in the next st, dc in the next 15 (19, 22, 23, 25) sts, work 2 dc in next 2 sts, dc in the next 15 (19, 22, 23, 25) sts, 2 dc in the next st, dc in the next 16 (19, 23, 23, 25) sts, hdc in next st, sc in next st; leave remaining sts unworked - 74 (88, 102, 104, 112) sts.

**Row 8:** Turn, sl st in first 4 sts, ch 1, sc in same st, hdc in next st, dc in the next 15 (19, 22, 23, 25) sts, 2 dc in the next st, dc in the next 15 (18, 22, 22, 24) sts, work 2 dc in next 2 sts, dc in the next 15 (18, 22, 22, 24) sts, 2 dc in the next st, dc in the next 15 (19, 22, 23, 25) sts, hdc in next st, sc in next st; leave remaining sts unworked - 72 (86, 100, 102, 110) sts.

**Row 9:** Turn, sl st in first 4 sts, ch 1, sc in same st, hdc in next st, dc in the next 15 (18, 22, 22, 24) sts, 2

dc in the next st, dc in the next 14 (18, 21, 22, 24) sts, work 2 (3, 2, 2, 2) dc in next 2 sts, dc in the next 14 (18, 21, 22, 24) sts, 2 dc in the next st, dc in the next 15 (18, 22, 22, 24) sts, hdc in next st, sc in next st; leave remaining sts unworked - 70 (86, 98, 100, 108) sts.

**Row 10:** Turn, sl st in first 4 (3, 4, 4, 3) sts, ch 1, sc in same st, hdc in next st, dc in the next 14 (19, 21, 22, 24) sts, 2 dc in the next st, dc in the next 14 (18, 21, 21, 24) sts work 2 (2, 2, 2, 2) dc in next 2 sts, dc in the next 14 (18, 21, 21, 24) sts, 2 dc in the next st, dc in the next 14 (19, 21, 22, 24) sts, hdc in next st, sc in next st; leave remaining sts unworked - 68 (86, 96, 98, 108) sts.

**Row 11:** Turn, sl st in first 4 (3, 4, 3, 3) sts, ch 1, sc in same st, hdc in next st, 14 (19, 20, 22, 24) sts, 2 dc in the next st, dc in the next 13 (18, 21, 21, 24) sts, work 2 dc in next 2 sts, dc in the next 13 (18, 21, 21, 24) sts, 2 dc in the next st, dc in the next 14 (19, 20, 22, 24) sts, hdc in next st, sc in next st; leave remaining sts unworked - 66 (86, 94, 98, 108) sts. **Straighten Lower Edge**

Place a marker at center of last row for side seam.

#### Side 1

**Row 1:** Turn, sl st in first 2 (3, 3, 4, 4) sts, sc in same st, hdc in next 0 (1, 1, 1, 1) st, dc in the next 13 (17, 19, 19, 22) sts, 0 (2, 0, 2, 2) dc in the next st, dc in the next 13 (16, 19, 19, 21) sts, hdc in next 2 sts, sc in next 2 sts; leave remaining st unworked - 31 (41, 44, 46, 51) sts.

**Row 2:** Turn, sl st in first 6 sts, sc in same st, sc in next st, hdc in next 2 (2, 2, 1, 1) sts, dc in the next 10 (14, 16, 16, 19) sts, 0 (0, 0, 2, 2) dc in the next st, dc in the next 10 (14, 15, 16, 18) sts, hdc in next 0 (1, 1, 1, 1) st, sc in next st; leave remaining sts unworked - 25 (34, 37, 39, 44) sts.

**Row 3:** Turn, sl st in first 2 (3, 3, 4, 4) sts, sc in same st, hdc in next 0 (1, 0, 1, 1) st, dc in the next 8 (11, 13, 14, 16) sts, 0 (0, 0, 2, 2) dc in the next st, dc in the next 8 (11, 13, 13, 15) sts, hdc in next st, sc in next 1 (2, 2, 1, 2) sts; leave remaining sts unworked - 19 (27, 30, 33, 38) sts.

**Row 4:** Turn, sl st in first 4 (5, 5, 4, 5) sts, sc in same st, hdc in next st, dc in the next 6 (9, 11, 12, 14) sts, 0 (0, 0, 0, 2) dc in the next st, dc in the next 6 (9, 11, 12, 13) sts, hdc in next 0 (0, 0, 1, 1) st, sc in next st; leave remaining st unworked - 15 (21, 25, 28, 33) sts.

**Row 5:** Turn, sl st in first 2 (2, 2, 3, 3) sts, sc in same st, hdc in next 0 (0, 0, 1, 1) st, dc in next 7 (13, 18, 19, 24) sts, hdc in next st, sc in next 2 (2, 1, 1, 1) sts; leave remaining sts unworked - 11 (17, 21, 23, 28) sts.

**Row 6:** Turn, sl st in first 5 (5, 3, 3, 4) sts, sc in same st, hdc in next st, dc in next 4 (9, 15, 15, 19) sts, hdc in next 0 (0, 0, 1, 1) st, sc in next st; leave remaining st unworked - 7 (12, 18, 19, 23) sts.

**Row 7:** Turn, sl st in first 2 (2, 2, 3, 3) sts, sc in same st, hdc in next 0 (0, 0, 1, 1) st, dc in next 1 (5, 11, 11, 15) sts, hdc in next 0 (1, 1, 1, 1) st, sc in next 2 (1, 1, 1, 1) st; leave remaining sts unworked - 4 (8, 14, 15, 19) sts.

#### Sizes M (L, 1X, 2X) only

**Row 8:** Turn, sl st in 3 (4, 3, 3) sts, sc in same st, hdc in next st, dc in next 1 (6, 7, 11) sts, hdc in next st, sc in next st; leave remaining sts unworked - 5 (10, 11, 15) sts.

#### Sizes L (1X, 2X) only

**Row 9:** Turn, sl st in first 3 sts, sc in same st, hdc in next st, dc in next 1 (3, 7) sts, hdc in next st, sc in next st; leave remaining sts unworked - 5 (7, 11) sts.

#### Sizes 1X (2X) only

**Row 10:** Turn, sl st in first 3 sts, sc in same st, hdc in next 0 (1) st, dc in next 1 (3) sts, hdc in next 0 (1) st, sc in next st; leave remaining sts unworked - 3 (7) sts.

#### Size 2X only

**Row 11:** Turn, sl st in first 3 sts, sc in same st, dc in next st, sc in next st; leave remaining sts unworked - 3 sts.

Fasten off.

#### Side 2

Rejoin yarn at center marker. **Row 1:** Turn, sl st in first 2 sts, sc in same st, sc in next st, hdc in next 2 sts, dc in the next 13 (16, 19, 19, 21) sts, 0 (2, 0, 2, 2) dc in the next st, dc in the next 13 (17, 19, 19, 22) sts, hdc in next 0 (1, 1, 1, 1) st, sc in next st; leave remaining sts unworked.

**Row 2:** Turn, sl st in first 2 (3, 3, 4, 4) sts, sc in same st, hdc in next 0 (1, 1, 1, 1) st, dc in the next 10 (14, 15, 16, 18) sts, 0 (0, 0, 2, 2) dc in the next st, dc in the next 10 (14, 16, 16, 19) sts, hdc in next 2 (2, 2, 1, 1) sts, sc in next 2 sts; leave remaining sts unworked.

**Row 3:** Turn, sl st in first 6 (6, 6, 5, 5) sts, sc in same st, sc in next 0 (1, 1, 0, 1) st, hdc in next st, dc in the

next 8 (11, 13, 13, 15) sts, 0 (0, 0, 2, 2) dc in the next st, dc in the next 8 (11, 13, 14, 16) sts, hdc in next 0 (1, 0, 1, 1) st, sc in next st; leave remaining sts unworked.

**Row 4:** Turn, sl st in first 2 (3, 2, 3, 3) sts, sc in same st, hdc in next 0 (0, 0, 1, 1) st, dc in the next 6 (9, 11, 12, 13) sts, 0 (0, 0, 0, 2) dc in the next st, dc in the next 6 (9, 11, 12, 14) sts, hdc in next st, sc in next st; leave remaining sts unworked.

**Row 5:** Turn, sl st in first 4 sts, sc in same st, sc in next 1 (1, 0, 0, 0) st, hdc in next st, dc in next 7 (13, 18, 19, 24) sts, hdc in next 0 (0, 0, 1, 1) st, sc in next st, leave remaining sts unworked.

**Row 6:** Turn, sl st in first 1 (2, 2, 3, 3) sts, sc in same st, hdc in next 0 (0, 0, 1, 1) st, dc in next 4 (9, 15, 15, 19) sts, hdc in next st, sc in next st; leave remaining sts unworked.

**Row 7:** Turn, sl st in first 3 (4, 4, 3, 3) sts, sc in same st, sc in next 1 (0, 0, 0, 0) sts, hdc in next 0 (1, 1, 1, 1) st, dc in next 1 (5, 11, 11, 15) sts, hdc in next 0 (0, 0, 1, 1) st, sc in next st; leave remaining sts unworked.

#### Sizes M (L, 1X, 2X) only

**Row 8:** Turn, sl st in first 2 (2, 3, 3) sts, sc in same st, hdc in next st, dc in next 1 (6, 7, 11) sts, hdc in next st, sc in next st; leave remaining sts unworked.

#### Sizes L (1X, 2X) only

**Row 9:** Turn, sl st in first 4 (3, 3) sts, sc in same st, hdc in next st, dc in next 1 (3, 7) sts, hdc in next st, sc in next st; leave remaining sts unworked.

#### Sizes 1X (2X) only

**Row 10:** Turn, sl st in first 3 sts, sc in same st, hdc in next 0 (1) st, dc in next 1(3) sts, hdc in next 0 (1) st, sc in next st; leave remaining sts unworked.

#### Size 2X only

**Row 11:** Turn, sl st in first 3 sts, sc in same st, dc in next st, sc in next st; leave remaining sts unworked.

Fasten off.

## FINISHING

Sew Body Halves together along center front and back seams. Sew Sleeve and Shoulder seams.

### Edging

Work 1 rnd of hdc around Neck edge, Sleeve cuffs, and Lower edge.

Weave in ends.

ABBREVIATIONS / REFERENCES	
Click for explanation and illustration	
<u>ch(s) = chain(s)</u>	<u>dc = double crochet</u>
<u>hdc = half double crochet</u>	<u>inc = increas(e)(s)(ing)</u>
<u>rep = repeat(s)(ing)</u>	<u>rnd(s) = round(s)</u>
<u>sc = single crochet</u>	<u>sl st = slip stitch</u>
<u>st(s) = stitch(es)</u>	

Learn to crochet instructions: <http://learnToCrochet.LionBrand.com>

Every effort has been made to have the knitting and crochet instructions accurate and complete. We cannot be responsible for variance of individual knitters and crocheters, human errors, or typographical mistakes.

\**CottonEase* (Article #700) is a versatile, soft cotton blend worsted weight yarn 50% Cotton/50% Acrylic. It comes in 3.5 oz/100g (207 yd/188m) balls





We want your project to be a success! If you need help with this or any other Lion Brand pattern, e-mail support is available 7 days per week. Just click [here](#) to explain your problem and someone will help you!

**For hundreds of free patterns, visit our website [www.LionBrand.com](http://www.LionBrand.com)**

**To order visit our website [www.e-yarn.com](http://www.e-yarn.com) or call: (800) 258-YARN (9276) any time!**

Copyright ©1998-2005 Lion Brand Yarn Company, all rights reserved. No pattern or other material may be reproduced -- mechanically, electronically, or by any other means, including photocopying -- without written permission of Lion Brand Yarn Company. If you would like to send a copy of this page to someone, click [here](#) and we will be happy to do it for you.