



Free Crochet Pattern
Lion Brand® Baby's First
Pram Parade Sweater Set
Pattern Number: 90459AD



Step into stripes with this adorable sweater and hat set. (Hat not pictured.)

Free Crochet Pattern from Lion Brand Yarn
Lion Brand® Baby's First
Pram Parade Sweater Set
Pattern Number: 90459AD

SKILL LEVEL: Easy

SIZE: Varies

SIZES 0-6 months (12-18 months, 2-3 yrs, 4 yrs)

FINISHED MEASUREMENTS

Cardigan

Finished Chest 20 (21, 23, 25) in. (51 (53.5, 58.5, 63.5) cm)

Finished Length 9 1/2 (10 1/2, 11 1/2, 13) in. (24 (26.5, 29, 33) cm)

CORRECTIONS: None as of Apr 7, 2010. To check for later updates, click [here](#).

MATERIALS

- 925-101 [Lion Brand Baby's First Yarn: Twinkle Toes](#)
2 (2, 3, 3) Balls (A)
- 925-100 [Lion Brand Baby's First Yarn: Cotton Ball](#)
2 (2, 2, 2) Balls (B)
- 925-156 [Lion Brand Baby's First Yarn: Beanstalk](#)
2 (2, 2, 2) Balls (C)
- [Lion Brand Crochet Hook - Size K-10.5](#)
- [Large-Eye Blunt Needles \(Set of 6\)](#)
- [Lion Brand Stitch Markers](#)
- Additional Materials
2 buttons, 5/8 in. (16 mm) diameter

GAUGE:

8 hdc = 3 in. (7.75 cm) BE SURE TO CHECK YOUR GAUGE. When you match the gauge in a pattern, your project will be the size specified in the pattern and the materials specified in the pattern will be sufficient. If it takes you less stitches and rows to make a 4 in. [10 cm] square, try using a smaller size hook or needles; if more stitches and rows, try a larger size hook or needles.

NOTES:

To change color, work last st of old color to last yarn over. Yarn over with new color and draw through all loops on hook to complete st.

COLOR SEQUENCE *Work 1 row each in A, B, and C; rep from * for Color Sequence.

CARDIGAN


BACK

With A, ch 28 (30, 33, 35).

Row 1 (RS): Hdc in 3rd ch from hook and in each ch across. Change to B in last st.

Row 2: Ch 2, turn. Hdc in each st across.

Continuing in Color Sequence, rep Row 2 until piece measures 9 1/2 (10 1/2, 11 1/2, 13) in. (24 (26.5, 39, 33) cm) from beg. Fasten off.



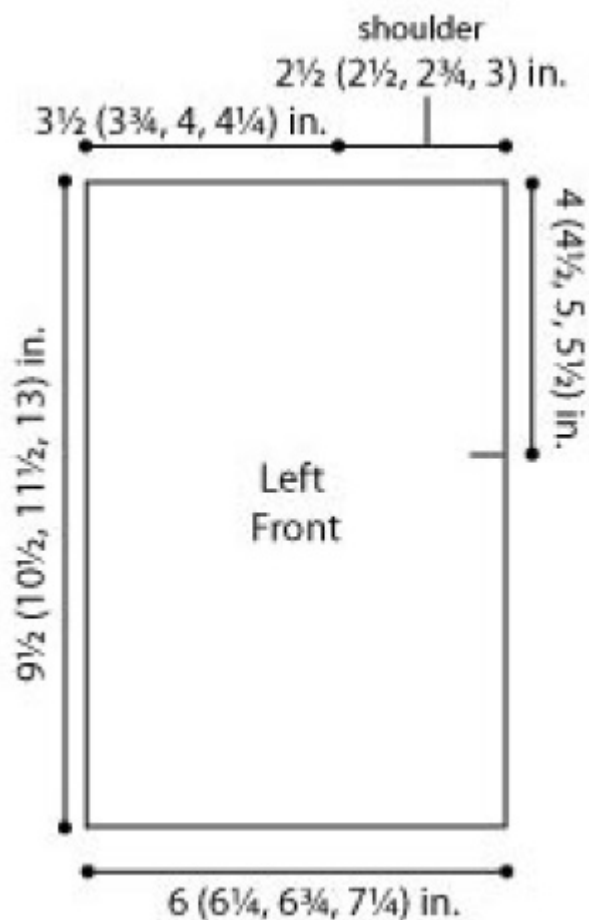
FRONTS (make 2)

With A, ch 17 (18, 20, 21).

Row 1: Hdc in 3rd ch from hook and in each ch across. Change to B in last st.

Row 2: Ch 2, turn. Hdc in each st across.

Continuing in Color Sequence, rep Row 2 until piece measures same length as the Back. Fasten off.



SLEEVES (make 2)

With A, chain 23 (25, 28, 31).

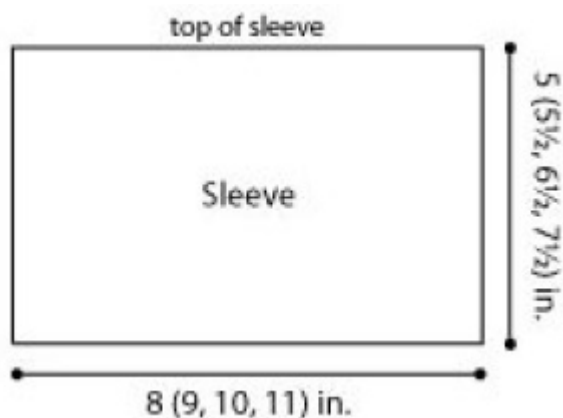
Row 1: Hdc in 3rd ch from hook and in each ch across. Change to B in last st.

Row 2: Ch 2, turn. Hdc in each st across.

Continuing in Color Sequence, rep Row 2 until piece measures 5 (5 1/2, 6 1/2, 7 1/2) in. (12.5 (14, 16.5, 19) cm) from beg. Fasten off.

FINISHING

Seam shoulders for 2 1/2 (2 1/2, 2 3/4, 3) in. (6.5 (6.5, 7, 7.5) cm) as shown on schematic, leaving 5 (5 1/2, 6, 6 1/2) in. (10 (14, 15, 16.5) cm) open for back neck. Place markers 4 (4 1/2, 5, 5 1/2) in. (10 (11.5, 12.5, 14) cm) down from shoulders on Front and on Back. Sew Sleeves between markers. Sew on buttons. Use spaces in between sts for buttonholes. Weave in ends.



HAT

With A and leaving a long tail, ch 38 (41, 44, 49).

Row 1: Hdc in 3rd ch from hook and in each ch across. Change to B in last st.

Row 2: Ch 2, turn. Hdc in each st across. Continuing in Color Sequence, rep Row 2 until piece measures about 6 1/2 (7 1/2, 8, 8 1/2) in. (16.5 (19, 20.5, 21.5) cm) from beg. Fasten off, leaving a long tail for sewing.

FINISHING

Thread tail into blunt needle, then sew in and out along last row. Pull (like a drawstring) to gather top of hat and knot. Sew seam. Weave in ends.

ABBREVIATIONS / REFERENCES

[Click for explanation and illustration](#)

beg = begin(s)(ning)

ch(s) = chain(s)

hdc = half double crochet

rep = repeat(s)(ing)

st(s) = stitch(es)

Learn to crochet instructions: <http://learnToCrochet.LionBrand.com>

Every effort has been made to have the knitting and crochet instructions accurate and complete. We cannot be responsible for variance of individual knitters and crocheters, human errors, or typographical mistakes.

We want your project to be a success! If you need help with this or any other Lion Brand pattern, e-mail support is available 7 days per week. Just click [here](#) to explain your problem and someone will help you!

For thousands of free patterns, visit our website www.LionBrand.com

To order visit our website www.lionbrand.com or call: (800) 258-YARN (9276) any time!

Copyright ©1998-2009 Lion Brand Yarn Company, all rights reserved. No pattern or other material may be reproduced -- mechanically, electronically, or by any other means, including photocopying -- without written permission of Lion Brand Yarn Company.