



**Lion Brand® Wool-Ease® Thick & Quick® - Jiffy® Thick & Quick®
9 Cousins Lapghan & Memory Book**
Pattern Number: BK4K-0510002



This is a super project that long-distance family members can do 'together' to make a single gift. Individual squares are knitted and then joined into a single large plaid lapghan. Each person making a square also create two pages for the memory book that is part of the gift.

Lion Brand® Wool-Ease® Thick & Quick® - Jiffy® Thick & Quick® 9 Cousins Lapghan & Memory Book

Pattern Number: BK4K-0510002

SKILL LEVEL: Beginner

SIZE: One Size

Each square approximately 10 inches x 13" [approximately 25 x 33 cm]

Finished lapghan approximately 44 inches x 50 inches

CORRECTIONS: None

MATERIALS

- 640-153 Wool-Ease® Thick & Quick: Black
4 Skeins (A)
- 640-138 Wool-Ease® Thick & Quick: Cranberry
2 Skeins (B)
- 430-210 Jiffy Thick & Quick: Ozarks
3 Skeins (C)
- Lion Brand Knitting Needles - Size 17 [13 mm]
- Additional Materials
Scrapbook
Two pages (minimum) per person contributing to the throw

GAUGE:

8 stitches + 10 rows = 4 inches [10 cm] in Garter stitch (knit every row). BE SURE TO CHECK YOUR GAUGE.

NOTES:

1. The Jiffy Thick and Quick in our example happened to produce a pattern when knitted at the gauge and in the size square shown. Not all skeins will yield an identical result.
2. While knitting, take pictures of the knitter at work for use in the memory book.

LAPGHAN

SIMPLE SQUARE

make 2 in (C) and 1 in (B) - 3 total

Cast on 20 stitches. Work in garter stitch for 32 rows. Bind off loosely. Weave in ends.

SQUARE WITH BORDER

Make 3 in (C) and 3 in (B) - 3 total

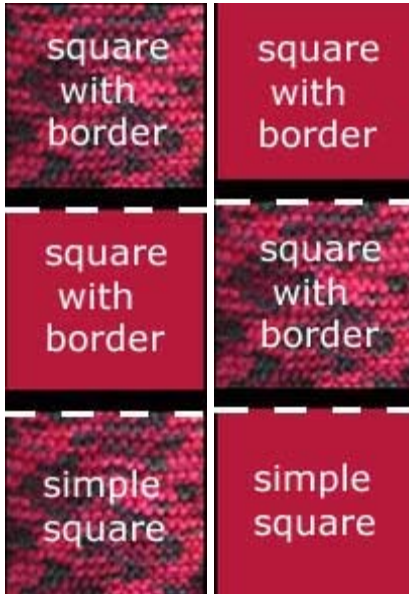
Cast on 20 stitches. Work in garter stitch for 32 rows.

Change to (A). Work in garter stitch for 6 rows. Bind off loosely. Weave in ends.


FINISHING

Assemble squares into strips as shown:

Strip B	Strip A
Make 2	Make 1



Pick up 54 stitches on one lengthwise edge of strip A. Knit 6 rows, bind off.
 Pick up 54 stitches on the other side of the same strip. Knit 12 rows, bind off.
 Repeat for second strip A.
 You will now have strips that look like this:




Lay the strips out as shown and sew together. Note that one of the black edges is wider than the other -- this goes on the outside. You may find that the sizes of the squares vary somewhat, particularly if they were made by beginning knitters. The purpose of the black strips is to allow some ease in joining the squares if they are a little different in size.


Strip B

Strip A

Strip B



Pick up all stitches across the end of the throw (78 stitches). Knit 12 rows, bind off, weaving in ends. Repeat for other end. Finished throw:



MEMORY BOOK

Each person contributing to the project is responsible for contributing two pages of content. Some of the pictures should show the square in throw "under construction", others are "memories" pictures showing the maker and person who is receiving the throw. Add stories, remembrances, captions, poems or personal notes to make this a unique and personal gift.



ABBREVIATIONS / REFERENCES

Click for explanation and illustration

Yardage per skein	k = knit
p = purl	st(s) = stitch(es)

Learn to knit instructions: <http://learnToKnit.LionBrand.com>

Every effort has been made to have the knitting and crochet instructions accurate and complete. We cannot be responsible for variance of individual knitters and crocheters, human errors, or typographical mistakes.



**Wool-Ease® Thick & Quick® (Article #640) is the super bulky member of the Wool-Ease family. It has the feel, warmth and softness of wool with the easy care of acrylic. It is packaged in 6 oz/170g, 106 yd/97m skeins. Solids, Heathers, Twists: 80% acrylic, 20% wool; Wheat: 86% acrylic, 10% wool, 4% rayon*



**Jiffy Thick & Quick (Article #430) is packaged in 5 oz [140 g]/84 yd [76 m] balls*

We want your project to be a success! If you need help with this or any other Lion Brand pattern, e-mail support is available 7 days per week. Just click [here](#) to explain your problem and someone will help you!

For hundreds of free patterns, visit our website www.LionBrand.com

To order visit our website www.e-yarn.com or call: (800) 258-YARN (9276) any time!

Copyright ©1998-2005 Lion Brand Yarn Company, all rights reserved. No pattern or other material may be reproduced -- mechanically, electronically, or by any other means, including photocopying -- without written permission of Lion Brand Yarn Company. If you would like to send a copy of this page to someone, click [here](#) and we will be happy to do it for you.