



Lion Brand® Lion Cashmere Blend Striped Cast Sock

Pattern Number: BK4K-20060101



This special, super-soft ribbed 'sock' keeps your toes cozy if you have to wear a cast on a broken leg or ankle! Elastic thread is used to give the sock a strong grip so it stays on. When your ankle or leg is broken and in a cast, this incredibly soft striped sock will keep your toes warm and happy!

Lion Brand® Lion Cashmere Blend Striped Cast Sock

Pattern Number: BK4K-20060101

SKILL LEVEL: Easy

SIZE: One Size

Approximately 8 inches in circumference x 7 inches long [11.5 x 132 cm] with ribbing relaxed (fit a cast about 11 inches in circumference comfortably)

CORRECTIONS: None

MATERIALS

- 270-153 Lion Cashmere Blend: Black
1 Skeins (A)
- 270-113 Lion Cashmere Blend: Red
1 Skeins (B)
- Lion Brand Knitting Needles- Size 8 [5 mm] 2 Note: An extra needle is needed for the 3-needle bind-off
- Large-Eye Blunt Needles (Set of 6)
- Additional Materials
Approximately 3 yds [3 m] elastic thread

GAUGE:

26 stitches = 4 inches [10 cm] in pattern stitch. BE SURE TO CHECK YOUR GAUGE.

SOCK

With A, cast on 54 stitches. Leave a 12-inch tail at the beginning. This is used to sew up the sock.

Rows 1 *K3, p3 rep from * to end of row

Rows 2-8 rep row 1

Row 9-18 Change to B, rep row 1

Rows 19-20 Change to A, rep row 1

Rows 21-24 Change to B, rep row 1

Rows 25-28 Change to A, rep row 1

Rows 29-30 Change to B, rep row 1

Rows 31-36 rep row 1

Row 37 ** k2tog, k1, p2tog, p1 rep from ** to end of row -- 36 sts

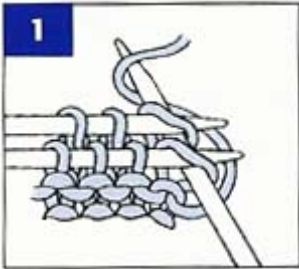
Row 38 rep row 37 -- 18 sts

Finishing

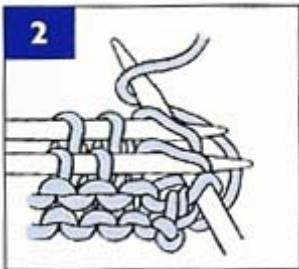
The toe area is finished with a 3-needle bind-off. If you don't want to try this, simply bind off the end and sew together.

3-needle bind-off:

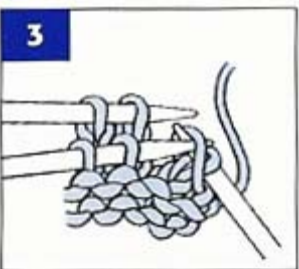
Slip 9 stitches one needle, leaving 9 on the working needle. With right sides together, hold in one hand two needles with equal number of stitches on each:



With third needle, knit together one stitch from each needle:



*knit together one stitch from each needle, pass first stitch worked over second to bind off, repeat form * across to last stitch.



Cut working yarn and pull through last stitch to secure. Tie off. Turn the sock so the right sides are out.

Thread the large-eyed blunt needle with tail of yarn left at the beginning of the sock. Sew up the sides. If you did not do the three-needle bind-off, you will need to sew the toe as well.

Thread the large-eyed blunt needle with the black elastic thread. Turn the sock inside out. Starting at the top of the sock, tie off the end of the elastic thread and weave the elastic through the top part of the sock so that it is lying on the inside surface (pull it reasonably tight). Continue in a spiral until you have elastic through the entire top band of the sock. The cast is rough and the elastic surface that you are making ensures that the sock does not creep off. Tie off the elastic and turn the sock right-side out.

ABBREVIATIONS / REFERENCES	
Click for explanation and illustration	
k = knit	k2tog = knit 2 together
p = purl	rep = repeat(s)(ing)
st(s) = stitch(es)	WS = wrong side

Learn to knit instructions: <http://learnToKnit.LionBrand.com>

Every effort has been made to have the knitting and crochet instructions accurate and complete. We cannot be responsible for variance of individual knitters and crocheters, human errors, or typographical mistakes.



**Lion Cashmere Blend (Article #270) is a luxurious blend of cashmere and merino wool. It is packaged in 1 1/2 oz [40 g]/77 yd [70 m] balls*

We want your project to be a success! If you need help with this or any other Lion Brand pattern, e-mail support is available 7 days per week. Just click [here](#) to explain your problem and someone will help you!

For hundreds of free patterns, visit our website www.LionBrand.com

To order visit our website www.e-yarn.com or call: (800) 258-YARN (9276) any time!

Copyright ©1998-2005 Lion Brand Yarn Company, all rights reserved. No pattern or other material may be reproduced -- mechanically, electronically, or by any other means, including photocopying -- without written permission of Lion Brand Yarn Company. If you would like to send a copy of this page to someone, click [here](#) and we will be happy to do it for you.