

LION BRAND[®]
L40248

LEVEL 3-EASY+ CROCHET COWL

LION BRAND[®] LION'S PRIDE[®] WOOLSPUN[®]



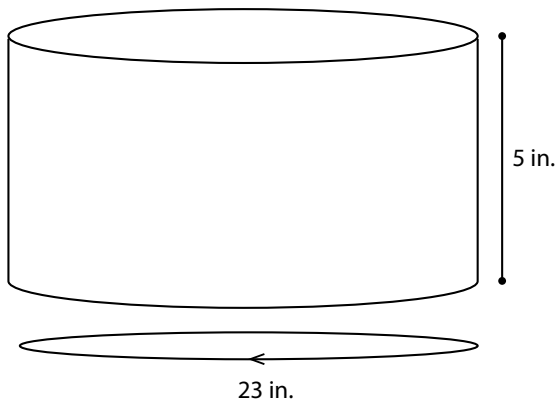
MATERIALS

- LION BRAND[®] LION'S PRIDE[®] WOOLSPUN[®] (Art. #671)
#098 Fisherman 1 ball
or color of your choice
- LION BRAND[®] crochet hook size K-10.5 (6.5 mm)
- LION BRAND[®] large-eyed blunt needle

SIZE

Finished Circumference About 23 in. (58.5 cm)

Finished Height About 5 in. (12.5 cm)



GAUGE

2 puff sts + 10 dc = about 4 ½ in. (11.5 cm).

BE SURE TO CHECK YOUR GAUGE.

STITCH EXPLANATION

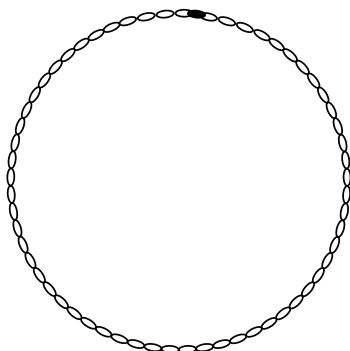
Puff St (worked all in one st) Yarn over, insert hook in indicated st, yarn over and draw up a loop, yarn over, draw through 2 loops, yarn over, draw through 1 loop, (yarn over, insert hook in same st, yarn over and draw up a loop, yarn over and draw through 2 loops, yarn over and draw through 1 loop) 4 times, yarn over, draw through all loops on hook.

NOTES

Cowl is worked in in one piece in the round, with right side always facing.

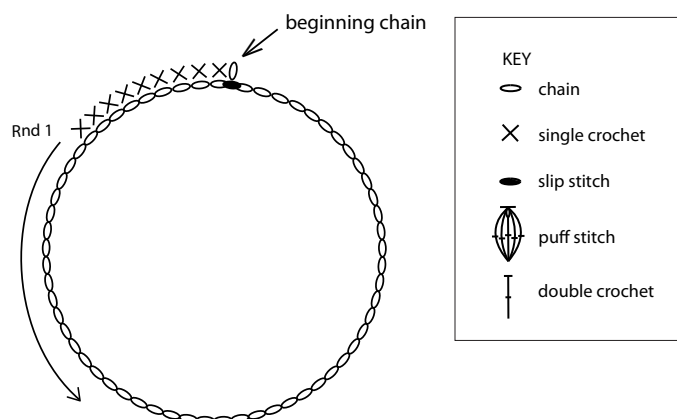
STEP 1

Ch 60; taking care to not twist ch, join with sl st in the first ch to make a ring.



STEP 2

Rnd 1: Ch 1, sc in each ch around; join with sl st in first sc - 60 sts.



STEP 3

Rnd 2: Ch 3 (counts as first dc), dc in next st, *puff st in next st, dc in next 5 sts; rep from * to last 4 sts, puff st in next st, dc in last 3 sts; join with sl st in top of beg ch - 10 puff sts and 50 dc at the end of this rnd.

Rnd 3: Ch 1, sc in each st around; join with sl st in first sc.

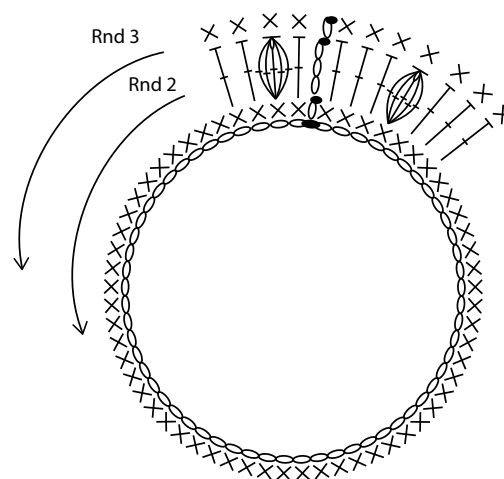
Rnd 4: Ch 3 (counts as first dc), dc in next 4 sts, *puff st in next st, dc in next 5 sts; rep from * to last st, puff st in last st; join with sl st in top of beg ch.

Rnd 5: Rep Rnd 3.

Rnds 6-9: Rep Rnds 2-5.

Rnds 10 and 11: Rep Rnds 2 and 3.

Fasten off.



FINISHING

Weave in ends.

ABBREVIATIONS

beg = begin(ning)

ch = chain

dc = double crochet

rep(s) = repeat(s)

rnd(s) = round(s)

sc = single crochet

sl st = slip stitch

st(s) = stitch(es)