

LION BRAND[®]
L40242

LEVEL 1-BEGINNER CROCHETED AFGHAN

LION BRAND[®] LION'S PRIDE[®] WOOLSPUN[®]



MATERIALS

- LION BRAND[®] LION'S PRIDE[®] WOOLSPUN[®] (Art. #671)
 - #098 Fisherman 2 balls (A)
 - #099 Linen 2 balls (B)
 - #150 Oxford Gray 2 balls (C)
 - #123 Taupe 2 balls (D)
 - #102 Aquamarine 2 balls (E)
 - #126 Coffee 2 balls (F)
 - or colors of your choice
- LION BRAND[®] crochet hook size K-10.5 (6.5 mm)
- LION BRAND[®] large-eyed blunt needle

SIZE

About 40 x 48 in. (101.5 x 122 cm)

GAUGE

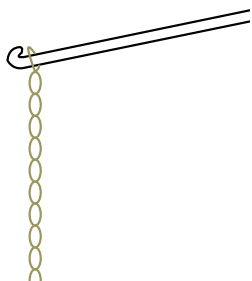
12 stitches and 8 rows = about 4 in. (10 cm).
BE SURE TO CHECK YOUR GAUGE.

NOTES

1. Afghan is worked in one piece.
2. 8 rows are worked with each of the colors A-F.
3. To change color, work last stitch of old color to the last yarn over. Yarn over with new color and draw through all loops on hook to complete the stitch. Proceed with new color. Fasten off old color.

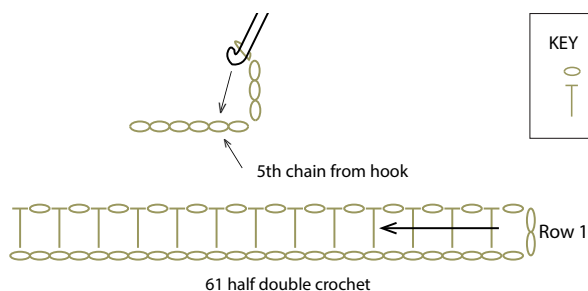
STEP 1

With A, chain 125.



STEP 2

Row 1: Half double crochet in 5th chain from hook, *chain 1, skip next chain, half double crochet in next chain; repeat from * across - you will have 61 half double crochet stitches.



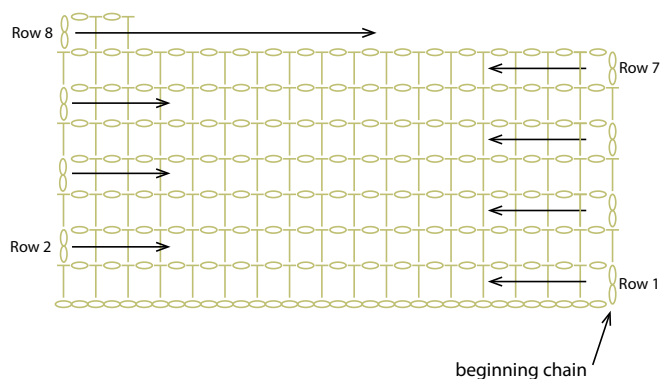
KEY
○ = chain
┆ = half double crochet

STEP 3

Row 2: Chain 3, turn, skip first half double crochet and chain-1 space, half double crochet in next half double crochet, *chain 1, skip next chain-1 space, half double crochet in next half double crochet; repeat from * to last chain-1 space, chain 1, skip last chain-1 space, half double crochet in 3rd chain of beginning chain.

Row 3: Chain 3, turn, skip first half double crochet and chain-1 space, half double crochet in next half double crochet, *chain 1, skip next chain-1 space, half double crochet in next half double crochet; repeat from * to last chain-1 space, skip last chain-1 space, half double crochet in 2nd chain of beginning chain.

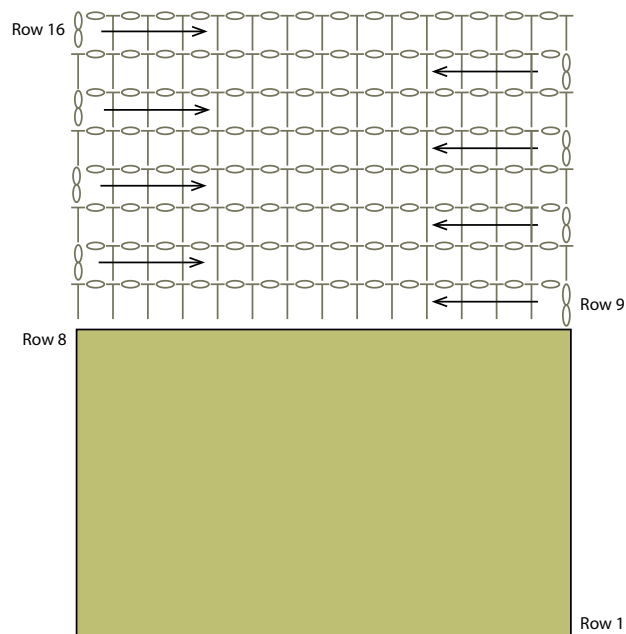
Rows 4-8: With A, repeat Row 3.



STEP 4

Change to B.

Rows 9-16: With B, repeat Row 3, changing to C in last st of Row 16.



STEP 5

Rows 17-24: With C, repeat Row 3, changing to D in last st of Row 24.

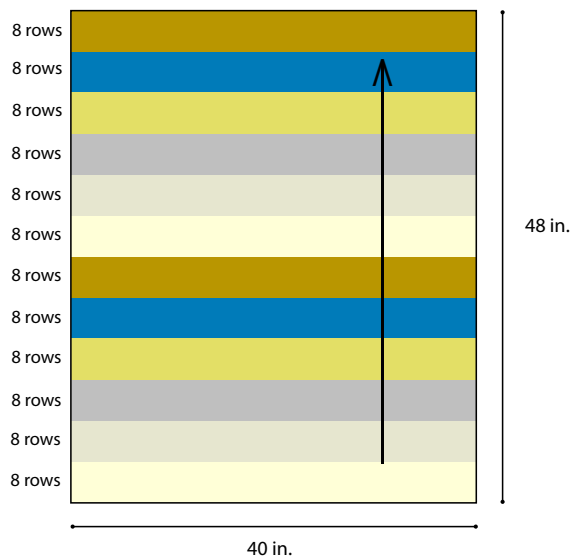
Rows 25-32: With D, repeat Row 3, changing to E in last st of Row 32.

Rows 33-40: With E, repeat Row 3, changing to F in last st of Row 40.

Rows 41-48: With F, repeat Row 3, changing to A in last st of Row 48.

Rows 49-56: With A, repeat Row 3, changing to B in last st of Row 56.

Rows 57-96: Repeat Rows 9-48.
Fasten off.



FINISHING

Weave in ends.

Every effort has been made to produce accurate and complete instructions. We cannot be responsible for variance of individual knitters or crocheters, human error, or typographical mistakes.

©2014 Lion Brand Yarn Company, all rights reserved.