

LION BRAND[®]
L40235

LEVEL 2-EASY CROCHETED SHAWL

LION BRAND[®] LION'S PRIDE[®] WOOLSPUN[®]



MATERIALS

- LION BRAND[®] LION'S PRIDE[®] WOOLSPUN[®] (Art. #671)
 - #110 Navy Heather 3 balls (A)
 - #102 Aquamarine 1 ball (B)
 - #098 Fisherman 1 ball (C)
 - or colors of your choice
- LION BRAND[®] crochet hook size K-10.5 (6.5 mm)
- LION BRAND[®] large-eyed blunt needle

SIZE

About 15 x 55 in. (38 x 139.5 cm)

GAUGE

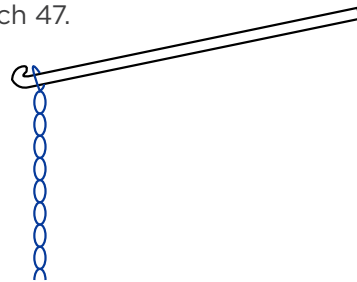
6 (hdc + ch-1 sp) = about 4 in. (10 cm).
BE SURE TO CHECK YOUR GAUGE.

NOTES

1. Shawl is worked in one piece, changing yarn color to create stripes.
2. To change color, work last st of old color to last yarn over. Yarn over with new color and draw through all loops to complete the st. Proceed with new color. Fasten off old color.

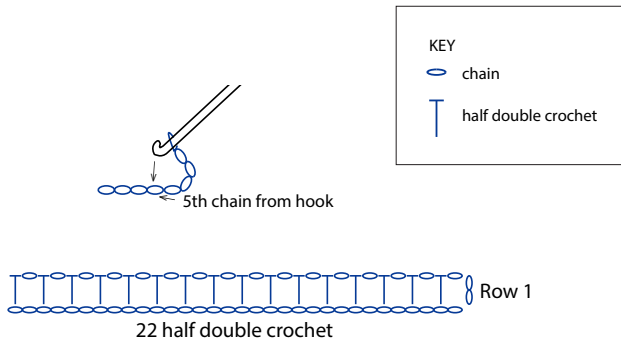
STEP 1

With A, ch 47.



STEP 2

Row 1: Hdc in 5th ch from hook, *ch 1, sk next ch, hdc in next ch; rep from * across - 22 hdc.

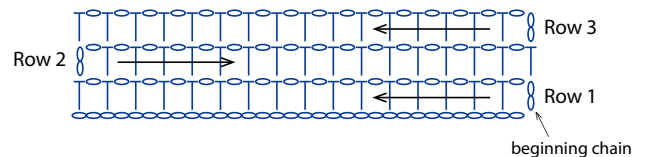


STEP 3

Row 2: Ch 3, turn, sk first hdc and ch-1 sp, *hdc in next hdc, ch 1, sk next ch-1 sp; rep from * across, end with hdc in 3rd ch of beg ch.

Row 3: Ch 3, turn, sk first hdc and ch-1 sp, *hdc in next hdc, ch 1, sk next ch-1 sp; rep from * across, end with hdc in 2nd ch of beg ch.

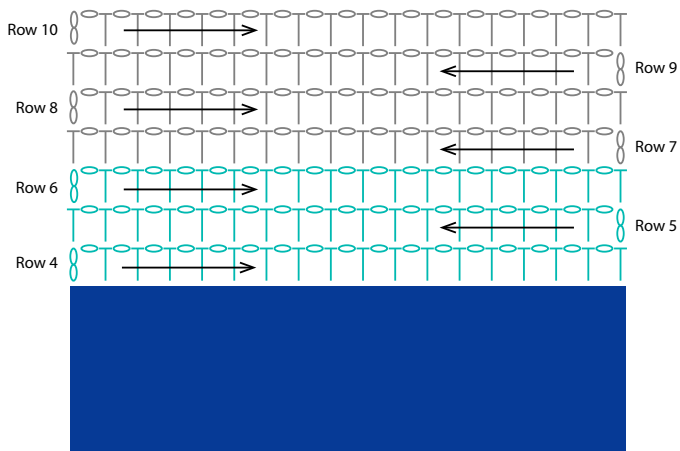
Change to B.



STEP 4

Rows 4-6: With B, rep Row 3.
Change to C.

Rows 7-10: With C, rep Row 3.
Change to B.



STEP 5

Rows 11-14: With B, rep Row 3.
Change to A.

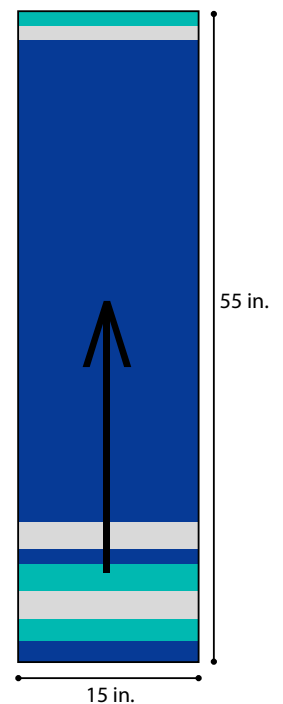
Rows 15-16: With A, rep Row 3.
Change to C.

Rows 17-20: With C, rep Row 3.
Change to A.

Rows 21-90: With A, rep Row 3.
Change to C.

Rows 91-92: With C, rep Row 3.
Change to B.

Rows 93-94: With B, rep Row 3.
Fasten off.



FINISHING

Weave in ends.

ABBREVIATIONS

beg = begin(ning)(s)

ch = chain

ch-sp(s) = space(s) made
previously

hdc = half double crochet

rep = repeat(s)(ing)

sk = skip

st(s) = stitch(es)