



Free Knitting Pattern

**LION BRAND® LION'S PRIDE® WOOLSPUN®
KNIT COWL**

Pattern Number: L50057B



SKILL LEVEL – BEGINNER

SIZES

Finished Circumference About 45 in. (114.5 cm)

Finished Height About 6-9 in. (15-23 cm), measured across different stitch patterns.

MATERIALS

- **LION BRAND® LION'S PRIDE® WOOLSPUN®** (Art. #671)
 - #501 Desert Sun Mix 2 balls (A)
 - #132 Pumpkin 1 ball (B)
 - or colors of your choice
- **LION BRAND®** knitting needles size 11 (8 mm)
- **LION BRAND®** large-eyed blunt needle



GAUGE

11 stitches + 16 rows = about 4 in. (10 cm) in Stockinette Stitch (knit on right side, purl on wrong side).

BE SURE TO CHECK YOUR GAUGE.

NOTES

- Cowl is worked in one piece, with 3 different (super easy!) stitch patterns.
- Ends of the piece are sewn together to make the Cowl.

STEP 1

With A, cast on 24 stitches.

STEP 2

Work in Garter stitch (knit every row) until piece measures about 15 in. (38 cm) from beginning.

STEP 3

Purl one row (this purl row is a wrong side row).

Continue in Stockinette stitch (knit on right side, purl on wrong side) with A until piece measures about 30 in. (76 cm) from beginning, end with a wrong side (purl) row as the last row you work.

STEP 4

Change to B and knit one row.

Next Row: *Knit 3, purl 3; repeat from * across row.

Repeat last row until piece measures about 45 in. (114.5 cm) from beginning.

Bind off.

Cut yarn, leaving an 18 in. (45.5 cm) long yarn tail.

STEP 5

With yarn tail, sew bound off and cast on ends together.


FINISHING

Weave in ends.

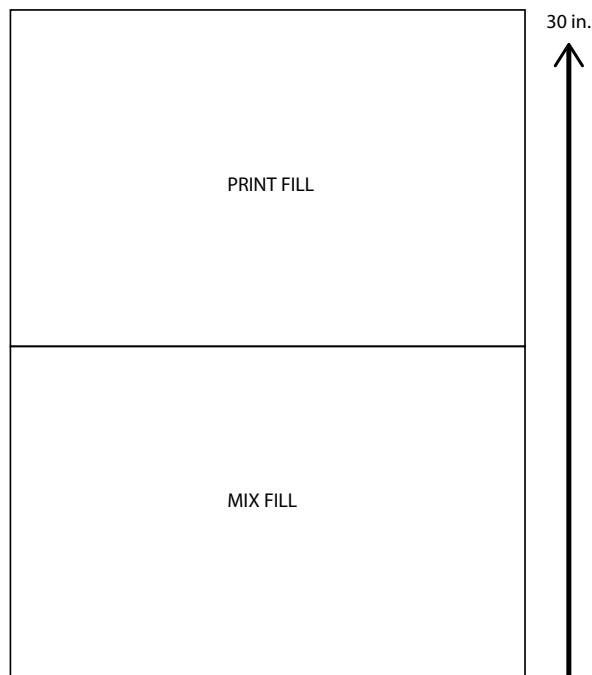
STEP 1



STEP 2



STEP 3

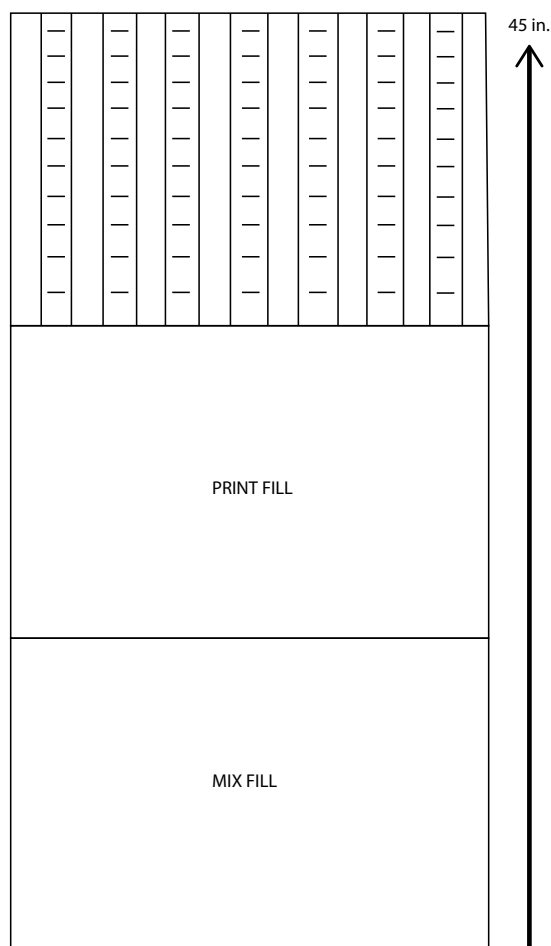


For thousands of free patterns, visit our website www.LionBrand.com

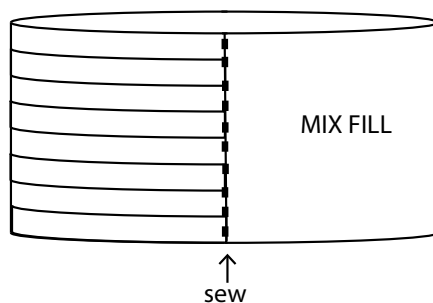
To order visit our website www.lionbrand.com or call: (800) 258-YARN (9276) any time!

Copyright ©1998-2020 Lion Brand Yarn Company, all rights reserved. No pattern or other material may be reproduced -- mechanically, electronically, or by any other means, including photocopying - without written permission of Lion Brand Yarn Company.

STEP 4



STEP 5



Every effort has been made to produce accurate and complete instructions. We cannot be responsible for variance of individual knitters or crocheters, human error, or typographical mistakes.

©2020 Lion Brand Yarn Company, all rights reserved.

For thousands of free patterns, visit our website www.LionBrand.com

To order visit our website www.lionbrand.com or call: (800) 258-YARN (9276) any time!

Copyright ©1998-2020 Lion Brand Yarn Company, all rights reserved. No pattern or other material may be reproduced -- mechanically, electronically, or by any other means, including photocopying - without written permission of Lion Brand Yarn Company.