

LION BRAND[®]
L50058B

LEVEL 1-BEGINNER CROCHET COWL

LION BRAND[®] LION'S PRIDE[®] WOOLSPUN[®]



MATERIALS

- LION BRAND[®] LION'S PRIDE[®] WOOLSPUN[®] (Art. #671)
 - #180 Cranberry 2 balls (A)
 - #500 Spark Mix 1 ball (B)
 - or Colors of Choice
- Crochet Hook Size K-10.5 (6.5 mm)
- Large-eyed Blunt Needle



SIZE

Finished Circumference About 48 in. (122 cm)

Finished Height About 8 in. (20.5 cm)

GAUGE

10½ half double crochet stitches = about 4 in. (10 cm).

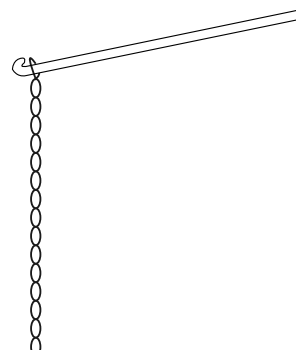
BE SURE TO CHECK YOUR GAUGE.

NOTES

1. Cowl is crocheted in one piece with 3 colors of yarn and 3 stitch patterns.
2. Ends of piece are sewn together.

STEP 1

With A, chain 22.

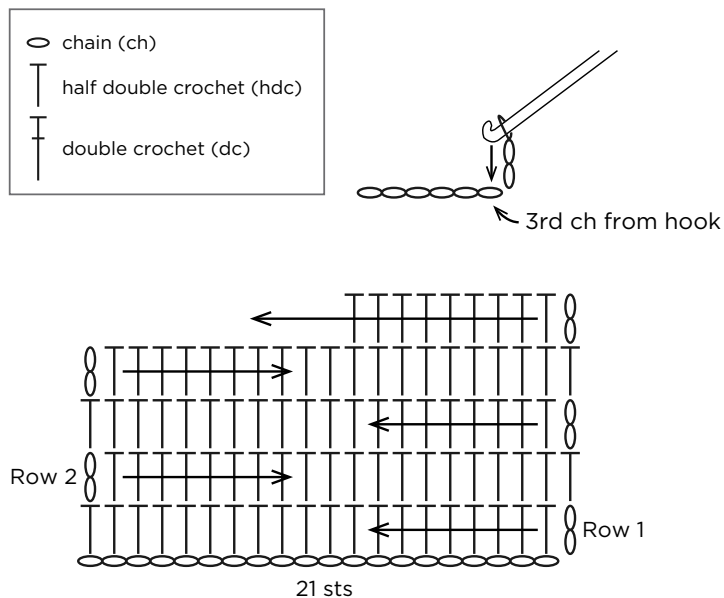


STEP 2

Row 1: Hdc in 3rd ch from hook (the 2 skipped ch count as first hdc) and in each ch across - 21 hdc.

Row 2: Ch 2 (counts as first hdc), turn. Skip the first st, then hdc in each st across, working last hdc in top of turning ch.

Rep Row 2 until this section measures about 16 in. (40.5 cm) from beg.

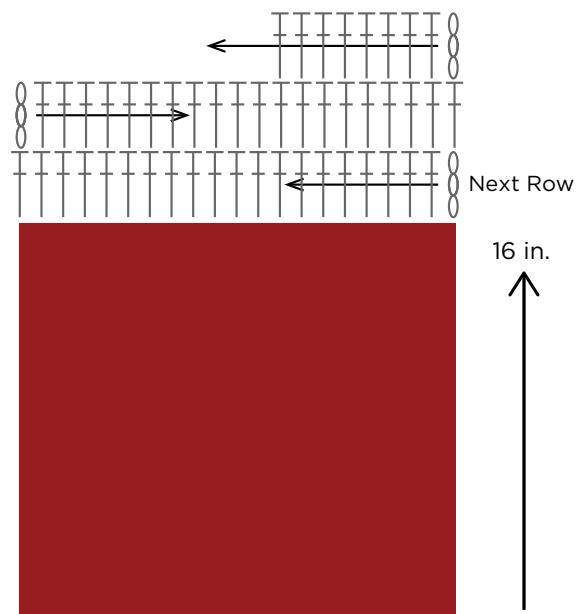


STEP 3

Next Row: Ch 3 (counts as first dc), turn. Skip the first st, then dc in each st across, working last dc in top of turning ch.

Rep last row until this section measures about 16 in. (40.5 cm).

Fasten off.



STEP 4

Join B with a slip st in last st worked.

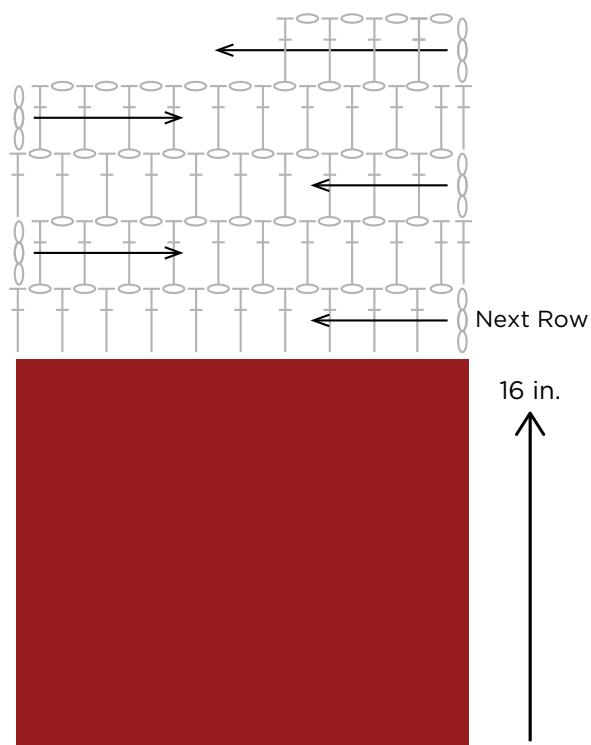
Next Row: Ch 4 (counts as first dc and ch-1), turn. Skip first 2 sts, dc in next st, *ch 1, skip next st, dc in next st; rep from * across working last dc in top of turning ch - you will have 11 dc and 10 ch-1 sps.

Next Row: Ch 3 (counts as first dc), turn. Skip first dc, *dc in next ch-1 sp, ch 1, skip next dc; rep from * to beg ch-sp, dc in beg ch-sp, dc in 3rd ch of turning ch - you will have 12 dc and 9 ch-1 sps.

Next Row: Ch 4 (counts as first dc and ch-1), turn. Skip first 2 dc, dc in next ch-1 sp, *ch 1, skip next dc, dc in next ch-1 sp; rep from * to last 2 dc, ch 1, skip next dc, dc in top of turning ch.

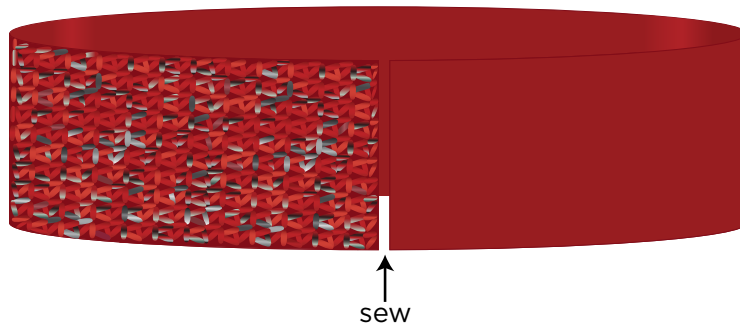
Rep last 2 rows until this section measures about 16 in. (40.5 cm).

Fasten off, leaving a long yarn tail.



STEP 5

With yarn tail, sew ends of piece together.



FINISHING

Weave in ends.

ABBREVIATIONS

beg = begin(ning)

ch = chain

ch-sp(s) = chain space(s) previously made

dc = double crochet

hdc = half double crochet

rep = repeat

st(s) = stitch(es)