



Free Crochet Pattern
Lion Brand® Homespun®
Granny Ripple Afghan
Pattern Number: L60335
Designed by Edita Ostrova



SKILL LEVEL - Easy

SIZE

About 41 x 47 in. (104 x 119.5 cm)

MATERIALS

- Lion Brand® Homespun® (Art. #790)
 - 386 Grape 1 skein (A)
 - 222 Gemstone Stripes 1 skein (B)
 - 336 Barrington 1 skein (C)
 - 411 Mixed Berries 1 skein (D)
 - 236 Celestial Stripes 1 skein (E)
 - 322 Baroque 1 skein (F)
- Lion Brand® crochet hook size K-10.5 (6.5 mm)
- Lion Brand® large-eyed blunt needle



GAUGE

1 ripple = about 6 in. (15 cm).

BE SURE TO CHECK YOUR GAUGE.

STITCH EXPLANATION

3-dc Cl (3 double crochet cluster) Yarn over, insert hook in indicated st, yarn over and draw up a loop, yarn over and draw through 2 loops on hook (2 loops rem on hook), (yarn over, insert hook in *same* st, yarn over and draw up a loop, yarn over and draw through 2 loops on hook) twice; yarn over and draw through all 4 loops on hook.

NOTES

1. Afghan is worked in one piece in a ripple crochet pattern. The ripple pattern is easy to do, but it's important to remember that you may need to work several rows before the ripple pattern becomes clear.
2. After Row 2, 3-dc groups and clusters are worked into sps between sts, instead of in top of sts. The ripples are created by skipping 2 clusters to form 'valleys' and working (3 dc, ch 3, 3 dc) to form 'peaks'. In each row, take care to skip the 2 clusters in each 'valley' and work (3 dc, ch 3, 3 dc) in ch-3 sp at each 'peak.'
3. Yarn color is changed following a Stripe Sequence. To change yarn color, work last st of old color to last yarn over. Yarn over with new color and draw through all loops on hook to complete st. Proceed with new color. Fasten off old color.
4. For those who find a visual helpful, we've included a stitch diagram.

STRIPE SEQUENCE

Work first 9 rows with A, then work 8 rows each with B, C, D and E. Work last 9 rows with F.

For thousands of free patterns, visit our website www.LionBrand.com

To order visit our website www.lionbrand.com or call: (800) 258-YARN (9276) any time!

Copyright ©1998-2016 Lion Brand Yarn Company, all rights reserved.

No pattern or other material may be reproduced -- mechanically, electronically, or by any other means, including photocopying - without written permission of Lion Brand Yarn Company.

AFGHAN

With A, ch 122.

Row 1: Sc in 2nd ch from hook and in each ch across – you will have 121 sc in this row.

Row 2: Ch 3 (counts as first dc), turn, sk first 3 sts, (3 dc in next st, sk next 2 sts) twice, (3 dc, ch 3, 3 dc) in next st, *sk next 2 sts, 3 dc in next st, sk next 2 sts, 3-dc Cl in next st, sk next 4 sts, 3-dc Cl in next st, sk next 2 sts, 3 dc in next st, sk next 2 sts, (3 dc, ch 3, 3 dc) in next st; rep from * to last 9 sts, (sk next 2 sts, 3 dc in next st) twice, sk next 2 sts, dc in last st – 7 ripples.

Row 3: Ch 3 (counts as first dc), turn, sk next 3-dc group, (3 dc in next sp between 3-dc groups) twice, *(3 dc, ch 3, 3 dc) in next ch-3 sp, 3 dc in next sp between 3-dc groups, 3-dc Cl in next sp between 3-dc group and cluster, sk next sp between clusters, 3-dc Cl in next sp between cluster and 3-dc group, 3 dc in next sp between 3-dc groups; rep from * to last ch-3 sp, (3 dc, ch 3, 3 dc) in last ch-3 sp, (3 dc in next sp between 3-dc groups) twice, dc in top of beg ch.

Rows 4-49: Rep Row 3 and continue to change color following Stripe Sequence until 8th F-colored row is completed.

Row 50: With F, ch 1, sc in each dc and 3 sc in each ch-3 sp across.
Fasten off.

FINISHING

Weave in ends.

ABBREVIATIONS

beg = begin(ning)(s)

ch = chain

ch-sp(s) = chain space(s) previously made

dc = double crochet

rep = repeat

sc = single crochet

sk = skip

st(s) = stitch(es)

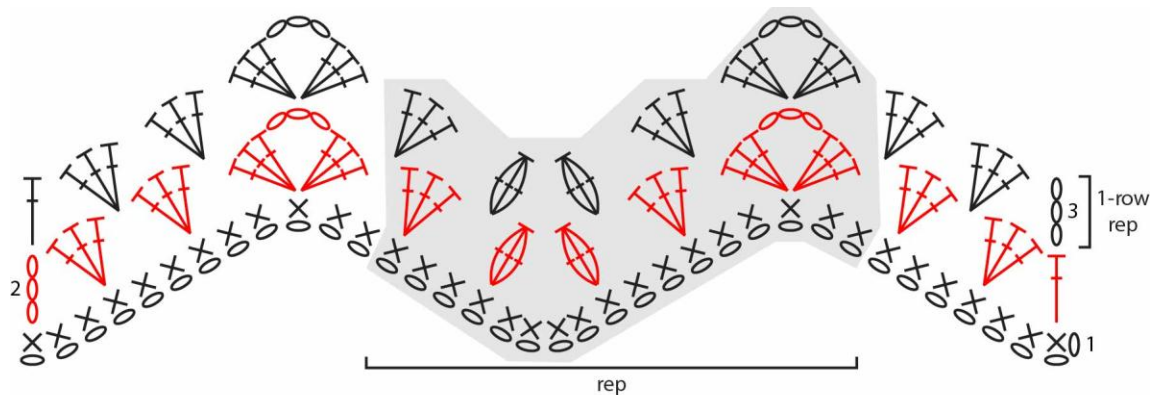
Every effort has been made to produce accurate and complete instructions. We cannot be responsible for variance of individual crafters, human error, or typographical mistakes.





For thousands of free patterns, visit our website www.LionBrand.com

To order visit our website www.lionbrand.com or call: (800) 258-YARN (9276) any time!

Copyright ©1998-2016 Lion Brand Yarn Company, all rights reserved.

No pattern or other material may be reproduced -- mechanically, electronically, or by any other means, including photocopying - without written permission of Lion Brand Yarn Company.



KEY	
	= chain (ch)
	= single crochet (sc)
	= double crochet (dc)
	= 3-double crochet cluster (3-dc Cl)