



***Free Crochet Pattern***  
**Lion Brand® Homespun®**  
**Patchwork Afghan**  
Pattern Number: L60336  
*Designed by Kaz*



## **SKILL LEVEL - Easy**

### **SIZE**

About 48 x 48 in. (122 x 122 cm)

### **MATERIALS**

- Lion Brand® Homespun® (Art. #790)
  - 315 Tudor 1 skein (A)
  - 600 Clouds 1 skein (B)
  - 311 Rococo 1 skein (C)
  - 412 Pearls 1 skein (D)
  - 220 Sundae Stripes 1 skein (E)
  - 329 Waterfall 1 skein (F)
  - 355 Delft 1 skein (G)
  - 405 Parfait 1 skein (H)
  - 300 Hepplewhite 1 skein (I)
  - 301 Shaker 1 skein (J)
  - 309 Deco 1 skein (K)
- Lion Brand® crochet hook size J-10 (6 mm)
- Lion Brand® large-eyed blunt needle



### **GAUGE**

1 Square = about 6 x 6 in. (15 x 15 cm).  
BE SURE TO CHECK YOUR GAUGE.

### **NOTE**

Afghan is made from 64 Squares sewn together following a diagram.

### **SQUARE (make 64 – 4 each with G, I, and J; 5 with F; 6 each with A, B, and D; 7 each with C, H, and K; 8 with E)**

Ch 16.

**Row 1:** Hdc in 3rd ch from hook (2 skipped ch count as first hdc) and in each ch across – you will have 15 hdc in this row.

**Row 2:** Ch 2 (counts as first hdc), turn, hdc in each hdc across, working last hdc in top of beg ch.

Repeat Row 2 until piece measures about 6 in. (15 cm) from beg.  
Fasten off.

### **FINISHING**

Sew Squares together following diagram.  
Weave in ends.

For thousands of free patterns, visit our website [www.LionBrand.com](http://www.LionBrand.com)

To order visit our website [www.lionbrand.com](http://www.lionbrand.com) or call: (800) 258-YARN (9276) any time!

Copyright ©1998-2016 Lion Brand Yarn Company, all rights reserved.

No pattern or other material may be reproduced -- mechanically, electronically, or by any other means, including photocopying - without written permission of Lion Brand Yarn Company.

## **ABBREVIATIONS**












beg = begin(ning)

ch = chain

hdc = half double crochet

*Every effort has been made to produce accurate and complete instructions. We cannot be responsible for variance of individual crafters, human error, or typographical mistakes.*

B	K	A	D	I	E	K	E
C	G	H	B	F	D	J	D
I	H	C	G	C	K	F	E
E	J	E	A	H	E	B	K
F	A	K	D	C	J	H	D
H	B	G	E	F	I	A	B
C	I	D	K	H	C	G	E
J	H	F	C	B	A	K	A

-  #315 Tudor (A)
-  #600 Clouds (B)
-  #311 Rococo (C)
-  #412 Pearls (D)
-  #220 Sundae Stripes (E)
-  #329 Waterfall (F)
-  #355 Delft (G)
-  #405 Parfait (H)
-  #300 Hepplewhite (I)
-  #301 Shaker (J)
-  #309 Deco (K)