



Free Crochet Pattern
Lion Brand® Touch of Alpaca™
Saugerties Cowl
Pattern Number: L70202
Designed by Sarah Zee



SKILL LEVEL – Easy

SIZE

Finished Circumference About 40 in. (101.5 cm)

Finished Height About 9 in. (23 cm)

MATERIALS

- Lion Brand® Touch of Alpaca™ (Art. #674)
 - 104 Blush 2 balls
- Lion Brand® crochet hook size H-8 (5 mm)
- Lion Brand® large-eyed blunt needle



GAUGE

2 pattern reps = about 3 1/2 in. (9 cm). **Note:** One pattern rep consists of a cluster (Cl) and the following ch-4 sp and 5 dc.

BE SURE TO CHECK YOUR GAUGE.

STITCH EXPLANATION

Cl (5 double crochet cluster) Yarn over, insert hook in indicated st, yarn over and draw up a loop, yarn over and draw through 2 loops on hook (2 loops rem on hook), (yarn over, insert hook in *same* st, yarn over and draw up a loop, yarn over and draw through 2 loops on hook) 4 times (6 loops rem on hook), yarn over, draw through all loops on hook.

NOTES

1. Cowl is made in one piece and then seamed.
2. For those who find a visual helpful, we've included a stitch diagram.

COWL

Ch 54.

Row 1: Dc in 4th ch from hook (3 skipped ch count as dc), dc in next 4 ch, sk next 4 ch, Cl in next ch, *ch 4, dc in next 5 ch, sk next 4 ch, Cl in next ch; rep from * to last ch, ch 3, dc in last ch – you will have 5 clusters (Cl), five 5-dc groups, 4 ch-4 sps, 1 ch-3 sp, and 1 dc at beg and end of this row (total of 5 pattern reps).

Row 2: Ch 3 (counts as dc), turn, 4 dc in first ch-3 sp, dc in next Cl, sk next 4 dc, Cl in next dc, *ch 4, 4 dc in next ch-4 sp, dc in next Cl, sk next 4 dc, Cl in next dc; rep from * to beg ch, ch 3, dc in top of beg ch-3.

Rep Row 2 until piece measures about 40 in. (101.5 cm) from beg.

Fasten off, and cut yarn leaving a long yarn tail.

FINISHING

Thread yarn tail into blunt needle and sew ends of piece together to make the Cowl.

Weave in yarn ends.

For thousands of free patterns, visit our website www.LionBrand.com

To order visit our website www.lionbrand.com or call: (800) 258-YARN (9276) any time!

Copyright ©1998-2017 Lion Brand Yarn Company, all rights reserved.

No pattern or other material may be reproduced -- mechanically, electronically, or by any other means, including photocopying - without written permission of Lion Brand Yarn Company.

ABBREVIATIONS

beg = begin(ning)(s)

ch = chain

ch-sp(s) = chain space(s) previously made

dc = double crochet

rem = remain

rep(s) = repeat(s)

sk = skip

st(s) = stitch(es)

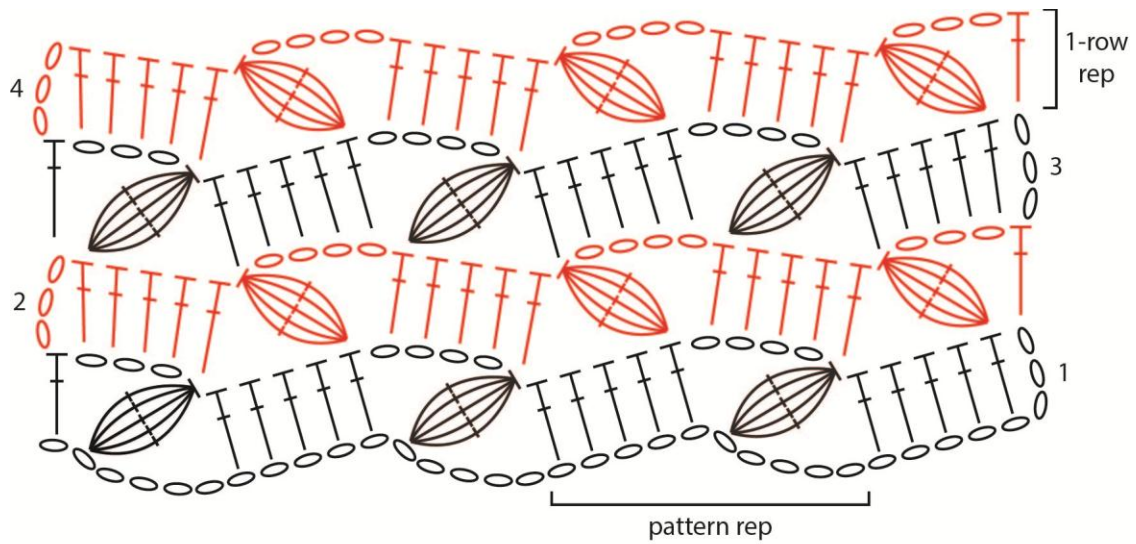
Every effort has been made to produce accurate and complete instructions. We cannot be responsible for variance of individual crafters, human error, or typographical mistakes.

For thousands of free patterns, visit our website www.LionBrand.com




To order visit our website www.lionbrand.com or call: (800) 258-YARN (9276) any time!

Copyright ©1998-2017 Lion Brand Yarn Company, all rights reserved.

No pattern or other material may be reproduced -- mechanically, electronically, or by any other means, including photocopying - without written permission of Lion Brand Yarn Company.



KEY

-  = chain (ch)
-  = double crochet (dc)
-  = 5-double crochet cluster (Cl)