



Free Crochet Pattern
Lion Brand® Thick & Quick® Bonus Bundle
Garden Trellis Afghan
Pattern Number: L70127
Designed by Kaz



SKILL LEVEL – Easy

SIZE

About 45 x 51 in. (114.5 x 129.5 cm)

MATERIALS

- Lion Brand® Thick & Quick® Bonus Bundle (Art. #122)
 - 100 White 4 balls
- Lion Brand® large-eyed blunt needle



ADDITIONAL MATERIALS

Crochet hook size N (10 mm)

GAUGE

7 dc = about 4 in. (10 cm).

Rows 2-7 = about 4 1/4 in. (11 cm).

BE SURE TO CHECK YOUR GAUGE.

NOTES

1. Afghan is worked in one piece, back and forth in rows of a lacy arches pattern.
2. For those who find a visual helpful, we've included a stitch diagram.

AFGHAN

Ch 82.

Row 1: Dc in 4th ch from hook (3 skipped ch count as dc) and in each ch across – you will have 80 dc in this row.

Row 2: Ch 3 (counts as dc), turn, dc in next st, *ch 1, sk next st, dc in next st; rep from * across, working last dc in top of beg ch-3 – 41 dc and 39 ch-1 sps.

Row 3: Ch 3 (counts as dc), turn, dc in each dc and ch-1 sp across working last dc in top of beg ch-3 – 80 dc.

Row 4: Ch 1, turn, sc in first 4 sts, *ch 5, sk next 2 sts, sc in next 5 sts; rep from * 9 more times, ch 5, sk next 2 sts, sc in next 3 sts, sc in top of beg ch-3 – 11 ch-5 sps and 58 sc (4 sc at beg and end of row, and 5 sc between ch-5 sps).

Row 5: Ch 1, turn, sc in first 2 sts, *sk next 2 sts, 8 dc in next ch-5 sp, sk next 2 sts, sc in next st; rep from * to last st, sc in last st – Eleven 8-dc groups and 14 sc (2 sc at beg and end of row, and 1 sc between 8-dc groups).

Row 6: Ch 4 (counts as tr), turn, tr in next st, *ch 2, sk next 3 sts, sc in next 2 sts (center 2 sts of 8-dc group), ch 2, sk next 3 sts, tr in next st (sc between 8-dc groups); rep from * to last sc, tr in last sc – 22 sc, 14 tr, and 22 ch-2 sps.

Row 7: Ch 3 (counts as dc), turn, dc in each st and 2 dc in each ch-2 sp across – 80 dc.

Rows 8-67: Rep Rows 2-7 for 10 more times.

Rows 68 and 69: Rep Rows 2 and 3.

Fasten off.

For thousands of free patterns, visit our website www.LionBrand.com

To order visit our website www.lionbrand.com or call: (800) 258-YARN (9276) any time!

Copyright ©1998-2018 Lion Brand Yarn Company, all rights reserved.

No pattern or other material may be reproduced -- mechanically, electronically, or by any other means, including photocopying - without written permission of Lion Brand Yarn Company.

FINISHING

Weave in ends.

ABBREVIATIONS

beg = begin(ning)(s)

ch = chain

ch-sp(s) = chain space(s) previously made

dc = double crochet

rep = repeat

sc = single crochet

sk = skip

st(s) = stitch(es)

tr = treble (triple) crochet

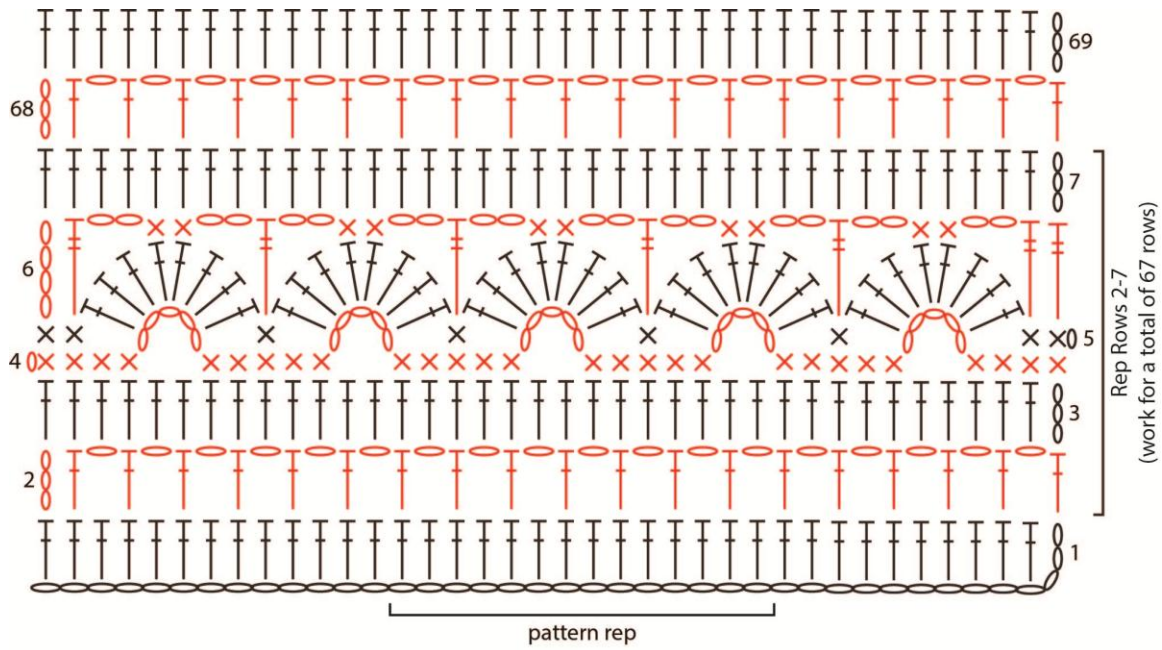
Every effort has been made to produce accurate and complete instructions. We cannot be responsible for variance of individual crafters, human error, or typographical mistakes.





For thousands of free patterns, visit our website www.LionBrand.com

To order visit our website www.lionbrand.com or call: (800) 258-YARN (9276) any time!

Copyright ©1998-2018 Lion Brand Yarn Company, all rights reserved.

No pattern or other material may be reproduced -- mechanically, electronically, or by any other means, including photocopying - without written permission of Lion Brand Yarn Company.



| KEY | |
|---|--------------------------------|
|  | = chain (ch) |
|  | = single crochet (sc) |
|  | = double crochet (dc) |
|  | = treble (triple) crochet (tr) |