



Free Crochet Pattern
Lion Brand® Vanna's Choice®
Ozark Star Mandala Afghan
Pattern Number: L60057
Designed by Teresa Chorzepa



SKILL LEVEL – Easy+

SIZE

About 56 in. (142 cm) wide, from corner to corner

MATERIALS

- Lion Brand® Vanna's Choice® (Art. #860)
 - 148 Burgundy 2 balls (A)
 - 173 Dusty Green 1 ball (B)
 - 130 Honey 2 balls (C)
 - 108 Dusty Blue 1 ball (D)
 - 176 Peacock 1 ball (E)
 - 123 Beige 3 balls (F)
- Lion Brand® crochet hook size I-9 (5.5 mm)
- Lion Brand® large-eyed blunt needle



GAUGE

1 Diamond = about 4 1/2 in. x 6 1/2 in. (11.5 x 16.5 cm).

BE SURE TO CHECK YOUR GAUGE.

NOTES

1. 108 Diamonds are worked, then sewn together following a diagram.
2. Each Diamond is worked in joined rnds with RS always facing. Do not turn at beginning of rnds.
3. A Border is worked around outside edge of assembled Afghan.
4. For those who find a visual helpful, we've included stitch diagrams.

DIAMONDS (make 108)

Make 18 with A, 12 with B, 24 with C, 12 with D, 12 with E, and 30 with F.

Ch 6; join with slip st in first ch to form a ring.

Rnd 1 (RS): Ch 6 (counts a dc, ch 3), (dc, hdc, 3 sc, hdc, dc, ch 3, dc, hdc, 3 sc, hdc) in ring; join with sl st in 3rd ch of beg ch – you will have 14 sts and 2 ch-3 sps in this rnd.

Rnd 2: Sl st in first ch-3 sp, ch 6 (counts as dc, ch 3), 3 dc in same ch-3 sp, dc in next 3 sts, (dc, ch 2, dc) in next st, dc in next 3 sts, (3 dc, ch 3, 3 dc) in next ch-3 sp, dc in next 3 sts, (dc, ch 2, dc) in next st, dc in next 3 sts, 2 dc in first ch-3 sp; join with sl st in 3rd ch of beg ch – 28 sts, 2 ch-3 sps, and 2 ch-2 sps (7 sts across each of 4 sides between ch-sps).

Rnd 3: Sl st in first ch-3 sp, ch 7 (counts as dc, ch 4), 3 dc in same ch-3 sp, ch 1, sk next st, dc in next 3 sts, ch 1, sk next st, dc in next 2 sts, (dc, ch 2, dc) in next ch-2 sp, dc in next 2 sts, ch 1, sk next st, dc in next 3 sts, ch 1, sk next st, (3 dc, ch 4, 3 dc) in next ch-3 sp, ch 1, sk next st, dc in next 3 sts, ch 1, sk next st, dc in next 2 sts, (dc, ch 2, dc) in next ch-2 sp, dc in next 2 sts, ch 1, sk next st, dc in next 3 sts, ch 1, sk next st, 2 dc in first ch-3 sp; join with sl st in 3rd ch of beg ch

For thousands of free patterns, visit our website www.LionBrand.com

To order visit our website www.lionbrand.com or call: (800) 258-YARN (9276) any time!

Copyright ©1998-2018 Lion Brand Yarn Company, all rights reserved.

No pattern or other material may be reproduced -- mechanically, electronically, or by any other means, including photocopying - without written permission of Lion Brand Yarn Company.

– 36 sts, 2 ch-4 sps, 2 ch-2 sps, and 8 ch-1 sps (Twelve 3-dc groups; one 3-dc group between ch-sps).
Fasten off.

FINISHING

Sew Diamonds together following diagram.

Border

From RS, join F with a sl st in ch-2 sp of D-colored Diamond at any corner.

Rnd 1: Ch 1, beg in same ch-2 sp, *(sc, hdc, sc) in ch-2 sp; work 1 sc in each dc and ch-sp across edges of Diamonds to ch-4 sp of F-colored Diamond about halfway between corners, dc in F-colored ch-4 sp, tr in ch-4 sp at tip of D-colored Diamond between F-colored Diamonds, dc in ch-4 sp of next F-colored Diamond; sc in each dc and ch-sp across edges of Diamonds to ch-2 sp of D-colored Diamond at next corner; rep from * all the way around outer edge; join with sl st in first sc.

Rnd 2: Ch 3 (counts as dc), turn, dc in each st around working (dc, tr, dc) in hdc at each corner; join with sl st in top of beg ch.

Fasten off.

Rnd 3: From RS, draw up a loop of A in any st, ch 3 (counts as dc), dc in each st around working (dc, tr, dc) in tr at each corner; join with sl st in top of beg ch.

Rnd 4: Ch 1, turn, sc in each st around working (sc, hdc, sc) in tr at each corner; join with sl st in first sc.

Fasten off.

Weave in ends.

ABBREVIATIONS

beg = begin(ning)(s)

ch = chain

ch-sp(s) = chain space(s) previously made

dc = double crochet

hdc = half double crochet

rep = repeat

rnd(s) = round(s)

RS = right side

sc = single crochet

sl st = slip stitch

st(s) = stitch(es)

tr = treble (triple) crochet

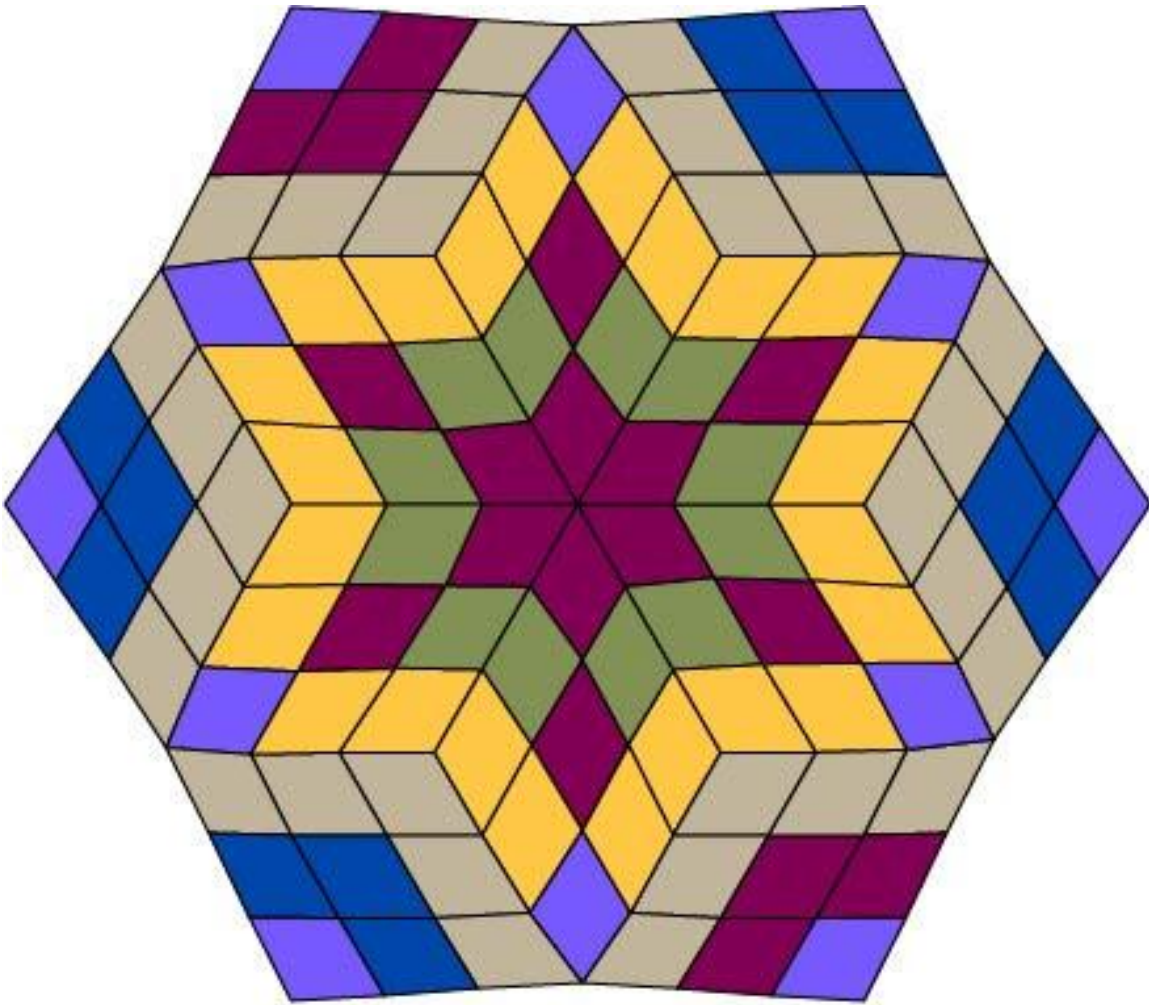
Every effort has been made to produce accurate and complete instructions. We cannot be responsible for variance of individual crafters, human error, or typographical mistakes.

For thousands of free patterns, visit our website www.LionBrand.com

To order visit our website www.lionbrand.com or call: (800) 258-YARN (9276) any time!

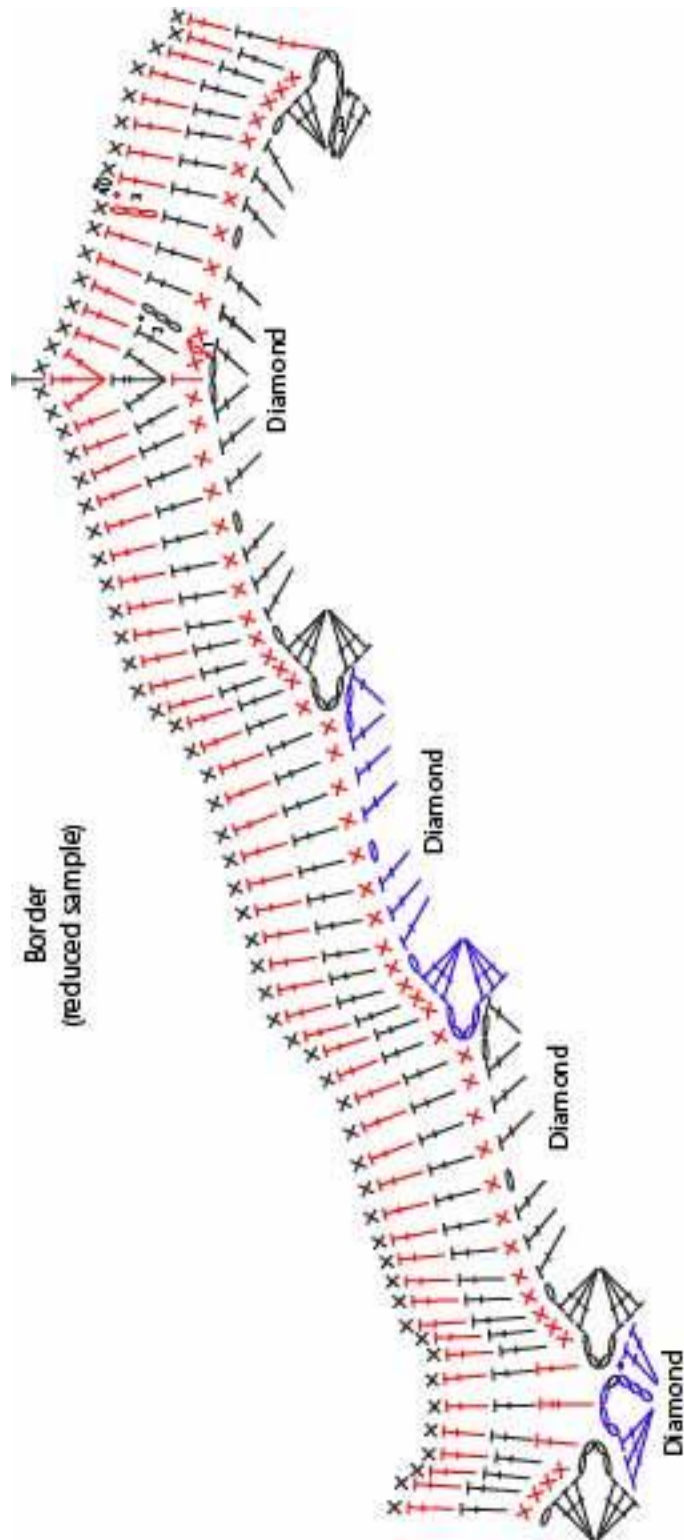
Copyright ©1998-2018 Lion Brand Yarn Company, all rights reserved.

No pattern or other material may be reproduced -- mechanically, electronically, or by any other means, including photocopying - without written permission of Lion Brand Yarn Company.

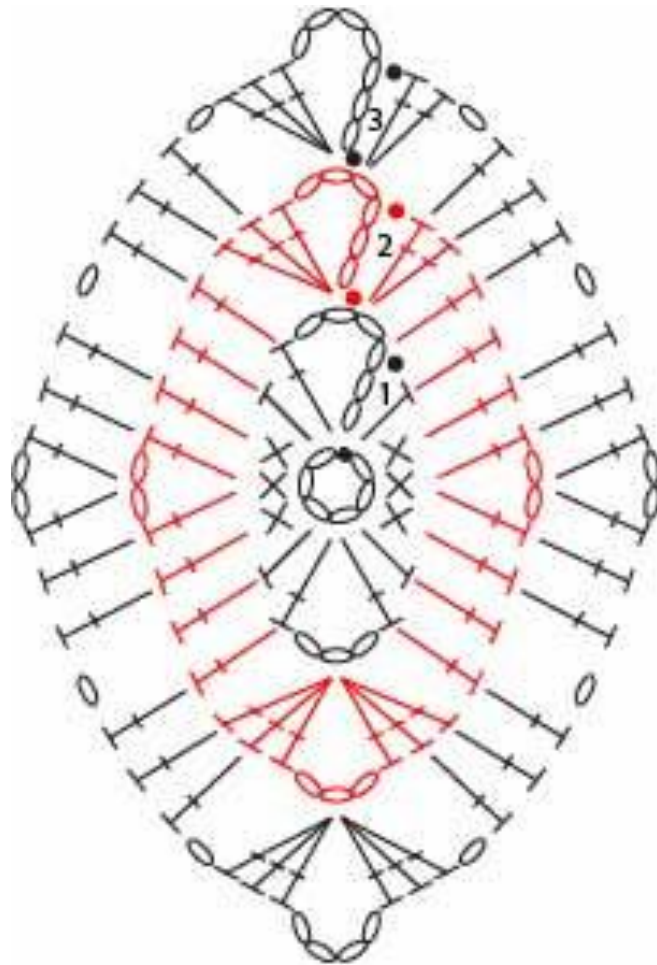


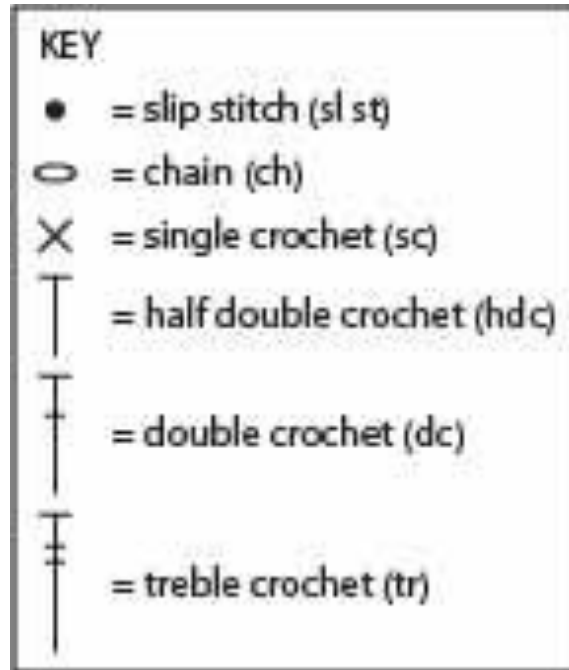
KEY

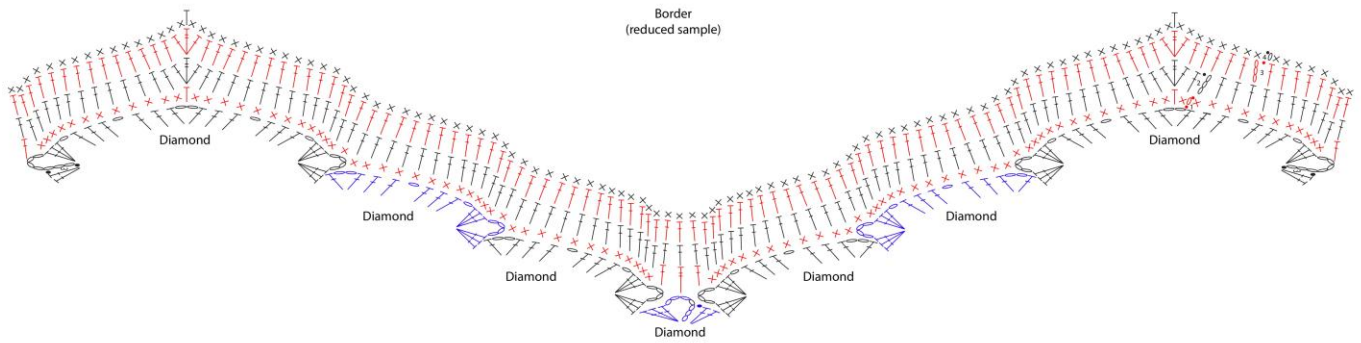
-  = #148 Burgundy (A)
-  = #173 Dusty Green (B)
-  = #130 Honey (C)
-  = #108 Dusty Blue (D)
-  = #176 Peacock (E)
-  = #123 Beige (F)



For thousands of free patterns, visit our website www.LionBrand.com
To order visit our website www.lionbrand.com or call: (800) 258-YARN (9276) any time!
Copyright ©1998-2018 Lion Brand Yarn Company, all rights reserved.
No pattern or other material may be reproduced -- mechanically, electronically, or by any other means, including photocopying - without written permission of Lion Brand Yarn Company.







For thousands of free patterns, visit our website www.LionBrand.com
To order visit our website www.lionbrand.com or call: (800) 258-YARN (9276) any time!
Copyright ©1998-2018 Lion Brand Yarn Company, all rights reserved.
No pattern or other material may be reproduced -- mechanically, electronically, or by any other means, including photocopying - without written permission of Lion Brand Yarn Company.