



Free Crochet Pattern
Lion Brand® Shawl in a Ball
Triangular Shawl
Pattern Number: L60368
Designed by Edita Ostrova



SKILL LEVEL – Easy

SIZE

About 47 1/2 x 25 in. (120.5 x 63.5 cm)

MATERIALS

- Lion Brand® Shawl in a Ball (Art. #828)
 - 201 Restful Rainbow 1 ball
- Lion Brand® crochet hook size J-10 (6 mm)
- Lion Brand® large-eyed blunt needle



GAUGE

8 (dc, ch 1) groups = about 4 in. (10 cm).
BE SURE TO CHECK YOUR GAUGE.

STITCH EXPLANATIONS

CI (2 double crochet cluster) Yarn over, insert hook in indicated st and draw up a loop, yarn over and draw through 2 loops on hook (2 loops rem on hook), yarn over, insert hook in *same* st and draw up a loop, yarn over and draw through 2 loops on hook, yarn over and draw through all 3 loops on hook.

CI-V (cluster V-stitch) Work (CI, ch 1, CI) in indicated st or sp.

Center CI-V (center cluster V-stitch) Work (CI, ch 3, CI) in indicated st or sp.

NOTES

1. Shawl is worked in one piece, back and forth in rows, in an easy pattern, beginning at center back neck.
2. For those who find a visual helpful, we have provided a stitch diagram.

SHAWL

Ch 6.

Row 1: (Tr, ch 3, tr, ch 1, tr) in 6th ch from hook (5 skipped ch count as tr, ch 1) – you will have 4 tr, 2 ch-1 sps, and a center ch-3 sp.

Row 2: Ch 4 (counts as dc, ch 1 in this row and in all following rows), turn, sk first ch-1 sp, CI-V in next st, ch 1, Center CI-V in center ch-3 sp, ch 1, CI-V in next st, ch 1, dc in 5th ch of beg ch – 1 Center CI-V, 2 CI-V, 4 ch-1 sps and a dc at beg and end of this row.

Row 3: Ch 4, turn, sk first ch-1 sp, CI-V in ch-1 sp of first CI-V, ch 1, dc in next ch-1 sp, ch 1, Center CI-V in center ch-3 sp, ch 1, dc in next ch-1 sp, ch 1, CI-V in ch-1 sp of next CI-V, ch 1, dc in 3rd ch of beg ch-4 – 1 Center CI-V, 2 CI-V, 6 ch-1 sps, and 4 dc.

Row 4: Ch 4, turn, sk first ch-1 sp, CI-V in ch-1 sp of first CI-V, ch 1, dc in next ch-1 sp, ch 1, dc in next dc, ch 1, dc in next ch-1 sp, ch 1, Center CI-V in center ch-3 sp, ch 1, dc in next ch-1 sp, ch 1, dc in next dc, ch 1, dc in next ch-1 sp, ch 1, CI-V in ch-1 sp of next CI-V, ch 1, dc in 3rd ch of beg ch-4 – 1 Center CI-V, 2 CI-V, 10 ch-1 sps, and 8 dc.

For thousands of free patterns, visit our website www.LionBrand.com

To order visit our website www.lionbrand.com or call: (800) 258-YARN (9276) any time!

Copyright ©1998-2018 Lion Brand Yarn Company, all rights reserved.

No pattern or other material may be reproduced -- mechanically, electronically, or by any other means, including photocopying - without written permission of Lion Brand Yarn Company.

Row 5: Ch 4, turn, sk first ch-1 sp, Cl-V in ch-1 sp of first Cl-V, ch 1, dc in next ch-1 sp, (ch 1, dc in next dc) to ch-1 sp before Center Cl-V, ch 1, dc in next ch-1 sp, ch 1, Center Cl-V in center ch-3 sp, ch 1, dc in next ch-1 sp, (ch 1, dc in next dc) to ch-1 sp before next Cl-V, ch 1, dc in next ch-1 sp, ch 1, Cl-V in ch-1 sp of next Cl-V, ch 1, dc in 3rd ch of beg ch-4 – 1 Center Cl-V, 2 Cl-V, 14 ch-1 sps, and 12 dc.

Rows 6-39: Repeat Row 5 for 34 more times – 1 Center Cl-V, 2 Cl-V, 150 ch-1 sps, and 148 dc. At the end of Row 39, do NOT fasten off.

Edging

Ch 1, do not turn, work sc evenly spaced around outside edge of Shawl.

Fasten off.

FINISHING

Weave in ends.

ABBREVIATIONS

beg = begin(ning)

ch = chain

ch-sp(s) = chain space(s) previously made

dc = double crochet

sc = single crochet

sk = skip

st(s) = stitch(es)

tr = treble (triple) crochet

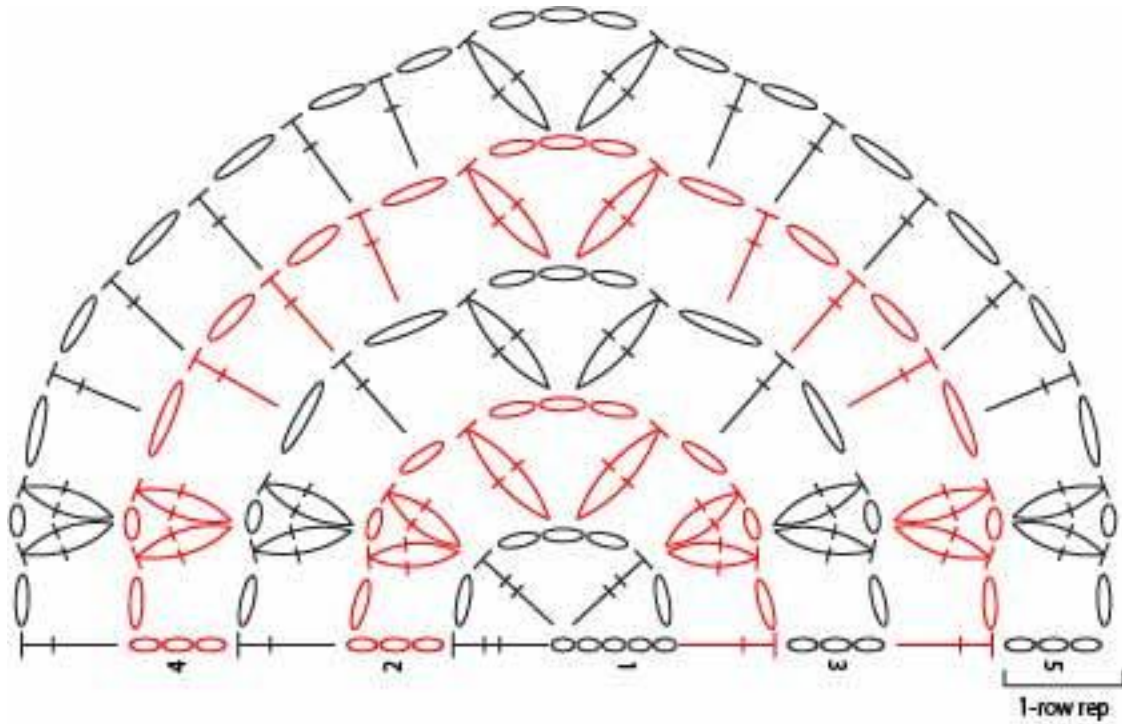
Every effort has been made to produce accurate and complete instructions. We cannot be responsible for variance of individual crafters, human error, or typographical mistakes.

For thousands of free patterns, visit our website www.LionBrand.com







To order visit our website www.lionbrand.com or call: (800) 258-YARN (9276) any time!

Copyright ©1998-2018 Lion Brand Yarn Company, all rights reserved.

No pattern or other material may be reproduced -- mechanically, electronically, or by any other means, including photocopying - without written permission of Lion Brand Yarn Company.



KEY

-  = chain (ch)
-  = double crochet (dc)
-  = treble crochet (tr)
-  = 2-double crochet cluster (Cl)
-  = cluster V-stitch (Cl-V)
-  = Center cluster V-stitch (Center Cl-V)