



Free Crochet Pattern
Lion Brand® Hometown USA®
Millville Hat
Pattern Number: L80125
Designed by Ubaldo Feliciano-Hernandez



SKILL LEVEL – Beginner

SIZE

Finished Circumference About 20 1/2 in. (52 cm), Hat will stretch to fit a range of sizes

MATERIALS

- Lion Brand® Hometown USA® (Art. #135)
 - 108 Washington Denim 2 balls
- Lion Brand® crochet hook size P-15 (10 mm)
- Lion Brand® large-eyed blunt needle



GAUGE

7 sts = about 4 1/2 in. (11.5 cm) over Row 2 of pattern.
BE SURE TO CHECK YOUR GAUGE.

NOTES

1. Hat is worked as a rectangle, back and forth in rows, then seamed.
2. Stitches of the last row are gathered for top of Hat.
3. For those who find a visual helpful, we've included a stitch diagram.

HAT

Ch 34.

Row 1: Sc in 4th ch from hook (3 skipped ch count as dc), *dc in next ch, sc in next ch; rep from * across – you will have 16 dc and 16 sc.

Row 2: Ch 3 (counts as dc), turn, skip first sc, *sc in next dc, dc in next sc; rep from * to beg ch, sc in top of beg ch.

Rep Row 2 until piece measures about 13 in. (33 cm) from beg.

Fasten off, leaving a long yarn tail.

Thread yarn tail into blunt needle, then through sts of last row. Pull tail to close the top of the Hat.

Sew sides together for back seam of Hat.

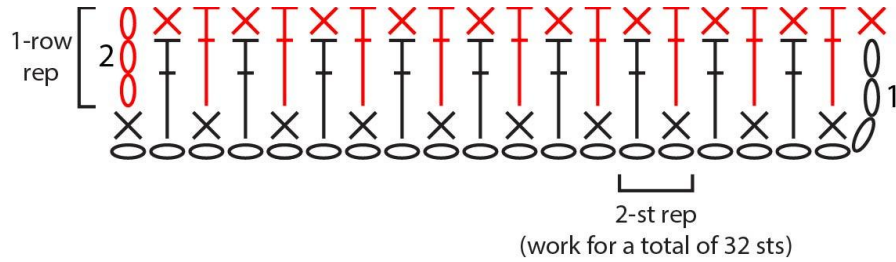
FINISHING




Weave in ends.

ABBREVIATIONS

beg = begin(ning)
ch = chain
dc = double crochet
rep = repeat
sc = single crochet
st(s) = stitch(es)

Every effort has been made to produce accurate and complete instructions. We cannot be responsible for variance of individual crafters, human error, or typographical mistakes.



KEY	
	= chain (ch)
	= single crochet (sc)
	= double crochet (dc)