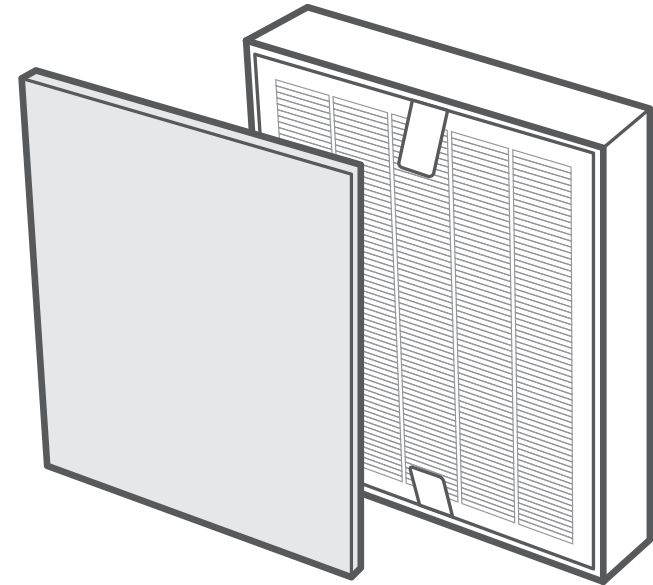


Personal True HEPA Replacement Filters

Model: LV-H126-RF

Thank you for purchasing the Levoit LV-H126-RF Personal True HEPA Replacement Filters. These filters are made for the Levoit LV-H126 Air Purifier. If you have any questions or concerns, please reach out to us at support@levoit.com.



SAFETY INFORMATION

Follow all safety guidelines. Read all instructions before using.

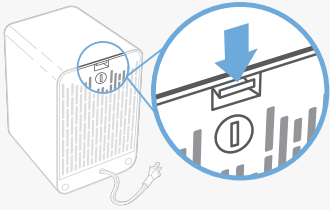
- **Do not** allow children to play with the plastic wrapping. Immediately discard the wrapping after opening the filters.
- A damaged filter may not properly filter air. Contact Customer Support immediately if you have received a damaged filter.

Note:

- **Do not** clean the filters with water or other liquids.
- The Activated Carbon Pre-Filter should be replaced about every 2–3 months. The True HEPA Combination Filter should be replaced every 6–8 months.

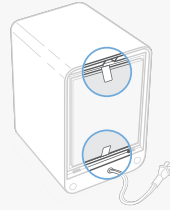
REPLACING THE FILTERS

1.



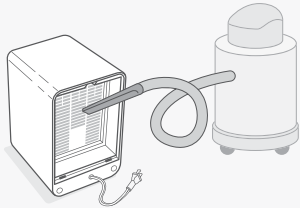
Unplug the air purifier and remove the filter cover by pressing the top tab down.

2.



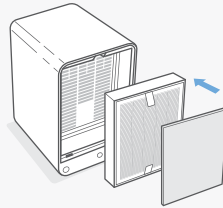
Use the pull tabs to remove the old filters.

3.



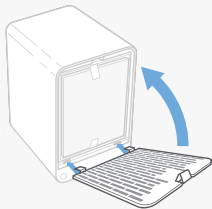
Clean any remaining dust or hair inside the air purifier using a vacuum hose. **Do not** use water or liquids to clean the air purifier.

4.



Unwrap the new filters and place them into the housing with the pull tabs facing out.

5.



Replace the filter cover and plug in the air purifier.

PURCHASING ADDITIONAL FILTERS

To maintain the performance of your air purifier, **only** use official Levoit filters. To buy replacement filters, visit Levoit's online store. Go to **levoit.com** for more information.

Customer Support

Arovast Corporation
1202 N. Miller St., Suite A
Anaheim, CA 92806

Email: support@levoit.com
Toll-Free: (888) 726-8520

Support Hours

Mon–Fri, 9:00 am–5:00 pm PST/PDT

*Please have your order invoice and order ID ready before contacting Customer Support.