



## EARTHLIGHT DELINIATOR LED LINEAR HIGH BAY SERIES



CE RoHS

### FEATURES

- » Suitable for industrial and commercial application
- » 76% less power compare to HID Lights
- » Wide range of beam angles
- » Fast heat dissipation through inner and outer vents
- » LED Life span more than 50,000 hours

### APPLICATIONS

- Warehouse
- Supermarket
- Factory
- Store room
- Train station
- Airport
- Service Centre
- Workshop

### GENERAL SPECIFICATIONS

Models	ETG-DLHB50 / 80 / 100 / 150 / 200 / 300
Input Voltage	100-240 VAC 50/60Hz PF>0.97
Lm/W	130lm/W
Lumen Range	6,500 ~ 39,000
IP Rating	IP67 & IK10
Light Source	Phillips 3030
CCT	3000K - 6500K
Beam Angle	60x60°   90x90°   120x120°   60x 90°   60x 135°
CRI	>70
LED Driver	Meanwell
Life span	>50,000
Warranty	5 Years

## SPECIFICATION

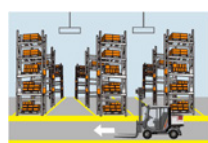
MODEL	ETG-DLHB-50	ETG-DLHB-80	ETG-DLHB-100	ETG-DLHB-150	ETG-DLHB-200	ETG-DLHB-300
Power(W)	50W	80W	100W	150W	200W	300W
Lm/W	130 lm/W					
Lumen (lm)	6,300lm	10,400lm	13,000lm	19,500lm	26,000lm	39,000lm
Light Source	Phillips 3030					
CCT(K)	3000K / 6500K					
IP/IK Rating	IP65 / IK10					
AC Input	90-305VAC 50/60Hz					
Operating Temp	-30°C ~ +45°C					
Power Efficiency	>97%					
Beam Angle	60x60°   90x90°   120x120°   60x90°   60x135°					
CRI	>70					
HID Equivalent	120W	150W	200-250W	300-350W	400-450W	600-650W
Life span	>50,000 Hrs					
Warranty	5 Years	5 Years	5 Years	5 Years	5 Years	5 Years

## MOTION SENSOR FEATURE

### MICROWAVE SENSOR



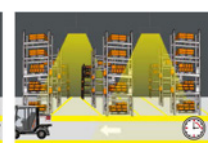
### MOTION SENSOR FUNCTION



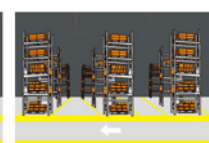
Day time  
Light Off



Maximum Bright  
on the location

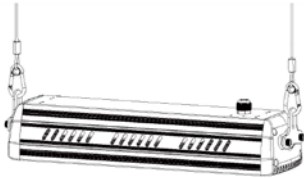


Lights Dim when no  
movements



## MOUNTING OPTIONS

### CABLE SUSPENDED



### WALL MOUNTED



Wall mounting bracket  
180° Adjustable

### CEILING MOUNTED

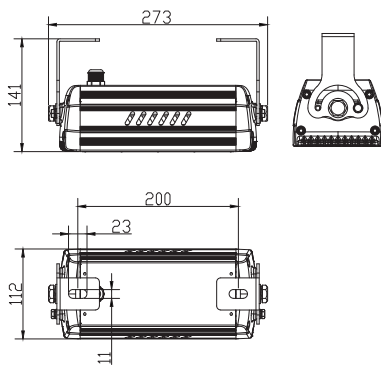


Ceiling mounting bracket  
180° Adjustable

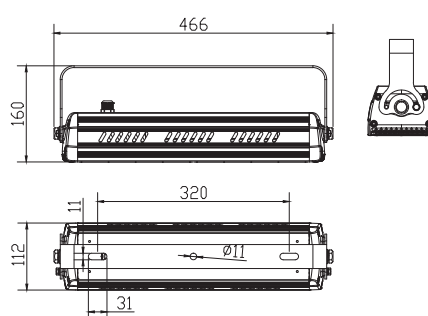
## DIMENSIONS

Dimensional drawings are scaled for better visibility. Please check the measurements on each model for accurate information.

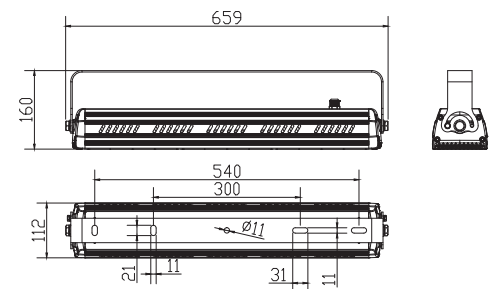
### 50W



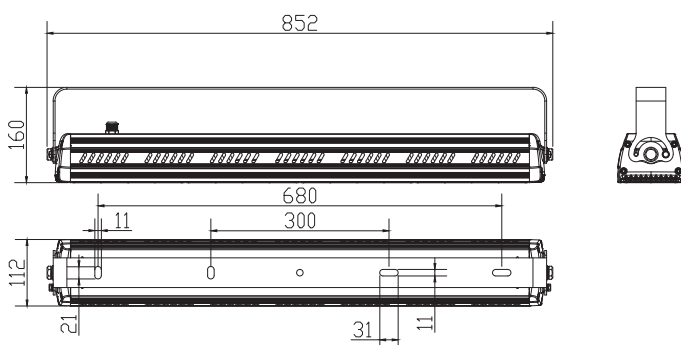
### 80/100W



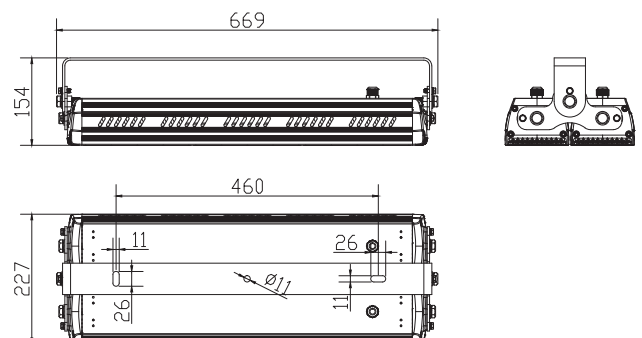
### 150W



### 200W



### 300W



#### DISCLAIMER

Important Statement of warranty.

Earthtrack reserves the right to change or discontinue a product and / or specification without notice. All warranty periods only cover faulty workmanship and / or material components. Any claims on misused or disassembled products will not be recognized by Earthtrack. All information enclosed in this catalogue, to our knowledge, was correct at time of print.