



OWNERS MANUAL

KGX10

10W
GUITAR AMPLIFIER

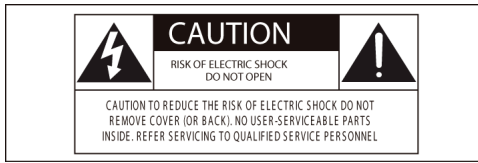
You are now the proud owner of a Kinsman® amplifier.

Here at Kinsman, we know the art of amplifier design. Whatever your musical style, Kinsman amplifiers have the sonic capability to deliver the sound you want.

Please take a few minutes to read through the owners manual to learn how to get the best from your Kinsman amplifier.

SAFETY INSTRUCTIONS

Important Safety Instructions



Know these safety symbols

The 'bolt of lightning' indicates uninsulated material within your unit may cause an electrical shock. For the safety of everyone in your household, please do not remove product covering.

The 'exclamation point' calls attention to features for which you should read the enclosed literature closely to prevent operating and maintenance problems.



WARNING:

To reduce the risk of fire or electric shock, this apparatus should not be exposed to rain or moisture and objects filled with liquids, such as vases, should not be placed on this apparatus.

- Read these instructions.
- Heed all warnings.
- Follow all instructions.
- Do not block any ventilation openings.
- Do not install near any heat sources such as radiators, fan heaters, stoves, or other units that produce heat.

Protect the power lead from being walked on or pinched, particularly at plugs, and the point where they exit from the amplifier.

- Unplug this amplifier during lightning storms or when unused for long periods of time.
- Refer all servicing to qualified service personnel. Servicing is required when the amplifier has been damaged in any way, such as power supply lead or plug is damaged, liquid has been spilled or objects have fallen into the unit, or the unit has been exposed to rain or moisture, does not operate normally, or has been dropped.
- Never remove the casing of this apparatus.
- Never lubricate any part of this apparatus.
- Never place this apparatus on other electrical equipment.
- Keep this apparatus away from direct sunlight, naked flames or heat.

Only connect the power supply lead to an earth grounded AC receptacle in accordance with the voltage and frequency ratings listed under **INPUT POWER** on the rear panel of this product.

WARNING: To prevent damage, fire or shock hazard, do not expose this unit to rain or moisture.

Unplug the power supply lead before cleaning the unit exterior (use a damp cloth only). Wait until the unit is completely dry before reconnecting it to a power source.

Maintain at least 6 inches (15.24 cm) of unobstructed air space behind the unit to allow for proper ventilation and cooling of the unit.

This product should be located away from heat sources such as radiators, fan heaters, or other products that produce heat.

WARNING: THIS APPARATUS MUST BE EARTHED!

Always use the supplied mains lead, if a replacement is required please contact your authorised dealer.

This product is supplied with an earthed plug. This is a safety feature. If you are unable to insert the plug into the outlet, contact an electrician to replace your obsolete outlet. Do not defeat the safety purpose of this plug.

CAUTION: DO NOT attempt to remove the amplifier chassis, there are no user serviceable parts inside, refer servicing to qualified personnel only.

SAFETY INSTRUCTIONS

Hazardous voltages may be present within the cabinet even when the power switch is off and the power lead is disconnected.

NEVER attempt to bypass the fuses or fit ones of the incorrect value.

Kinsman amplifiers and loudspeaker systems are capable of producing very high sound pressure levels which may cause temporary or permanent hearing damage. Use care when setting and adjusting volume levels during use.

Important notes for users in the U.K.

Mains fuse - This information applies only to products with a UK mains plug.

This product is fitted with an approved molded plug. If you replace the fuse, use one with:

- the ratings shown on the plug,
- a BS 1362 approval, and
- the ASTA approval mark.

Contact your dealer if you are not sure about what type of fuse to use.

Caution: To conform with the EMC directive (2004/108/EC), do not detach the plug from the power lead. This product complies with the radio interference requirements of the European Community. This product complies with the requirements of the following directives and guidelines: 2004/108/EC + 2006/95/EC

Your product is designed and manufactured with high quality materials and components, which can be recycled and reused.

When a crossed-out wheeled bin symbol is printed on a product it means that the product is covered by the European Directive 2002/96/ EC.

Please inform yourself about the local separate collection system for electrical and electronic products.

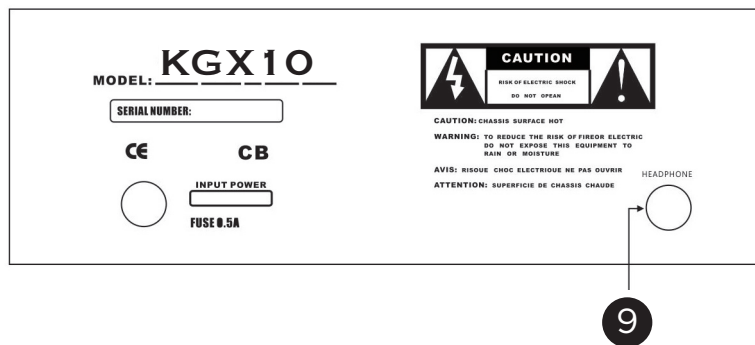
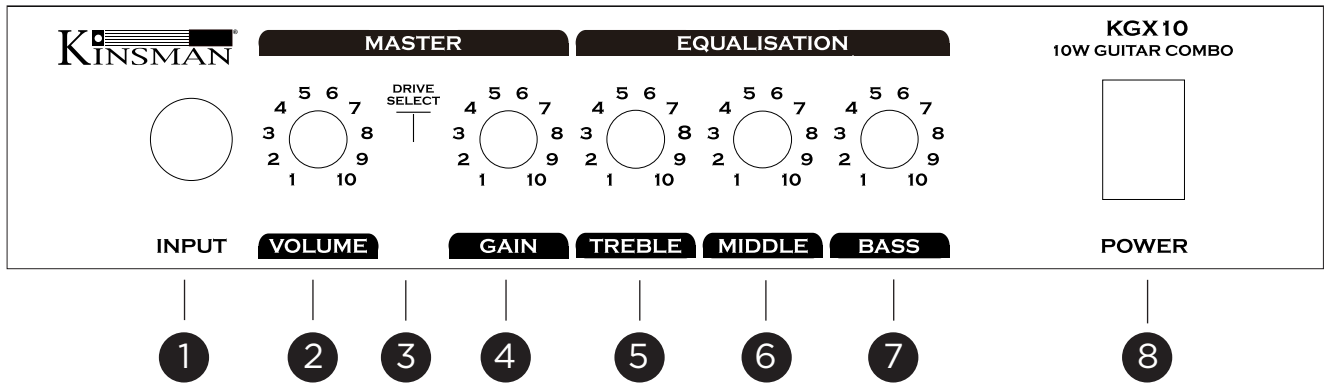
Please act according to your local rules and do not dispose of your old products with your normal household waste.

Correct disposal of your old product helps to prevent potential negative consequences for the environment and human health.

Environmental information

All unnecessary packaging has been omitted. We have tried to make the packaging easy to separate into three materials: cardboard (box), polystyrene foam (buffer) and polyethylene (bags, protective foam sheet.) Your amplifier consists of materials which can be recycled and reused if disassembled by a specialised company. Please observe the local regulations regarding the disposal of packaging materials, exhausted batteries and old equipment.

CONTROL PANEL OF KGX10



1. INPUT

¼ inch instrument input jack socket.

2. VOUME

Overall level control for adjusting the overall output volume.

3. OVERDRIVE

Select between Clean or Overdrive channels.

4. GAIN

Adjust the amount of distortion on the Overdrive channel.

5. TREBLE

Control the amount of boost in the high frequency range.

6. MIDDLE

Control the amount boost in the mid frequency range.

7. BASS

Control the amount of boost in the low frequency range.

8. POWER

The on/off switch provides power to the KGX10

9. HEADPHONE

For connection from the output of an effects processor or foot pedal.

TECHNICAL SPECIFICATIONS

Power	- 230VAC 50Hz
Rated Power	10 Watts RMS
Load Impedance	4 Ohms
Speaker	6"
Signal/Noise Ratio	≥ 70dB
Frequency Response	20Hz to 15 Hz
Dimension	255*155*290* (mm)
Weight	3.5KG



www.jhs.co.uk

WORDWIDE TRADE DISTRIBUTORS:

JHS. SALEM HOUSE, PARKINSON APPROACH, GARFORTH, LEEDS LS25 2HR, UK.

©2019 JHS. Specifications are subject to change without prior notice. Kinsman is a registered trade mark of JHS.