

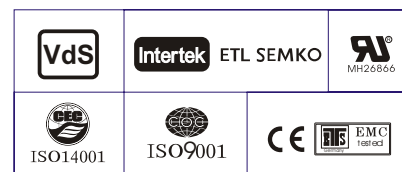
Specification

| | | | |
|----------------------------------|---|---|--|
| Nominal Voltage | 12V | | |
| Nominal Capacity(20HR) | 5.6AH | | |
| Dimension | Length | 90 ± 1mm (3.54 inches) | |
| | Width | 70 ± 1mm (2.76 inches) | |
| | Container Height | 101 ± 2mm (3.98 inches) | |
| | Total Height (with Terminal) | 107 ± 2mm (4.21 inches) | |
| | Approx Weight | Approx 1.80 Kg (3.97 lbs) | |
| Terminal | T1 / T2 | | |
| Container Material | ABS | | |
| Rated Capacity | 5.60 AH/0.28A | (20hr, 1.80V/cell, 25°C/77°F) | |
| | 5.26 AH/0.526A | (10hr, 1.80V/cell, 25°C/77°F) | |
| | 4.69 AH/0.94A | (5hr, 1.75V/cell, 25°C/77°F) | |
| | 4.30 AH/1.43A | (3hr, 1.75V/cell, 25°C/77°F) | |
| | 3.60 AH/3.60A | (1hr, 1.60V/cell, 25°C/77°F) | |
| Max. Discharge Current | 84A (5s) | | |
| Internal Resistance | Approx 25.0mΩ | | |
| Operating Temp. Range | Discharge | : -15~50°C (5~122°F) | |
| | Charge | : 0~40°C (32~104°F) | |
| | Storage | : -15~40°C (5~104°F) | |
| Nominal Operating Temp. Range | 25 ± 3°C (77 ± 5°F) | | |
| Cycle Use | Initial Charging Current less than 1.68A. Voltage | 14.4V~15.0V at 25°C(77°F)Temp. Coefficient -30mV/°C | |
| | Standby Use | No limit on Initial Charging Current Voltage 13.5V~13.8V at 25°C(77°F)Temp. Coefficient -20mV/°C | |
| Capacity affected by Temperature | 40°C (104°F) | 103% | |
| | 25°C (77°F) | 100% | |
| | 0°C (32°F) | 86% | |
| Self Discharge | Fusion CBC Series batteries may be stored for up to 6 months at 25°C and then a freshening charge is required. For higher temperatures the time interval will be shorter. | | |



Applications

- ◆ Electric tools
- ◆ Vehicle in place of walking
- ◆ Lawn mowers
- ◆ Golf trolleys and golf cart
- ◆ Portable apparatus, lights and instruments;
- ◆ Electric toys
- ◆ Illumination light
- ◆ Fire alarms
- ◆ Portable power
- ◆ Wheelchairs
- ◆ Medical equipments.



Constant Current Discharge (Amperes) at 25 °C (77°F)

| F.V/Time | 10min | 15min | 20min | 30min | 45min | 1h | 2h | 3h | 4h | 5h | 6h | 8h | 10h | 20h |
|------------|-------|-------|-------|-------|-------|------|------|------|------|------|------|-------|-------|-------|
| 1.85V/cell | 8.20 | 6.90 | 6.03 | 4.34 | 3.45 | 2.78 | 1.69 | 1.31 | 1.05 | 0.85 | 0.74 | 0.600 | 0.497 | 0.277 |
| 1.80V/cell | 10.48 | 8.34 | 7.13 | 5.12 | 4.01 | 3.12 | 1.85 | 1.41 | 1.12 | 0.91 | 0.79 | 0.636 | 0.526 | 0.280 |
| 1.75V/cell | 11.51 | 9.11 | 7.67 | 5.31 | 4.16 | 3.26 | 1.92 | 1.43 | 1.15 | 0.94 | 0.81 | 0.647 | 0.532 | 0.283 |
| 1.70V/cell | 12.55 | 9.72 | 8.06 | 5.53 | 4.32 | 3.36 | 1.99 | 1.47 | 1.18 | 0.96 | 0.83 | 0.656 | 0.537 | 0.288 |
| 1.65V/cell | 13.54 | 10.34 | 8.56 | 5.83 | 4.43 | 3.48 | 2.05 | 1.53 | 1.22 | 0.99 | 0.85 | 0.667 | 0.548 | 0.292 |
| 1.60V/cell | 14.70 | 11.05 | 9.12 | 6.16 | 4.62 | 3.60 | 2.12 | 1.58 | 1.26 | 1.02 | 0.87 | 0.673 | 0.554 | 0.293 |

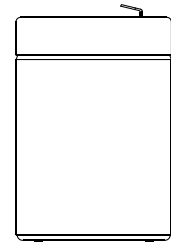
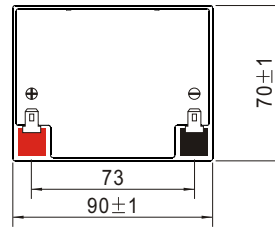
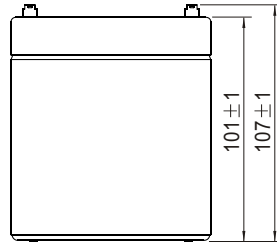
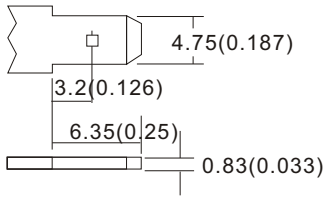
Constant Power Discharge (Watts/cell) at 25 °C (77°F)

| F.V/Time | 10min | 15min | 20min | 30min | 45min | 1h | 2h | 3h | 4h | 5h | 6h | 8h | 10h | 20h |
|------------|-------|-------|-------|-------|-------|------|------|------|------|------|------|-------|-------|-------|
| 1.85V/cell | 15.3 | 13.0 | 11.5 | 8.34 | 6.67 | 5.40 | 3.30 | 2.55 | 2.06 | 1.67 | 1.46 | 1.187 | 0.984 | 0.555 |
| 1.80V/cell | 19.3 | 15.5 | 13.4 | 9.72 | 7.69 | 6.01 | 3.58 | 2.73 | 2.19 | 1.79 | 1.56 | 1.257 | 1.042 | 0.560 |
| 1.75V/cell | 20.9 | 16.7 | 14.3 | 10.0 | 7.94 | 6.27 | 3.70 | 2.78 | 2.24 | 1.83 | 1.60 | 1.277 | 1.052 | 0.564 |
| 1.70V/cell | 22.5 | 17.7 | 14.9 | 10.4 | 8.23 | 6.45 | 3.84 | 2.85 | 2.29 | 1.87 | 1.63 | 1.294 | 1.061 | 0.574 |
| 1.65V/cell | 24.1 | 18.8 | 15.8 | 10.9 | 8.41 | 6.64 | 3.94 | 2.96 | 2.36 | 1.92 | 1.66 | 1.313 | 1.082 | 0.581 |
| 1.60V/cell | 25.7 | 19.8 | 16.6 | 11.4 | 8.68 | 6.82 | 4.04 | 3.04 | 2.43 | 1.98 | 1.70 | 1.324 | 1.093 | 0.583 |

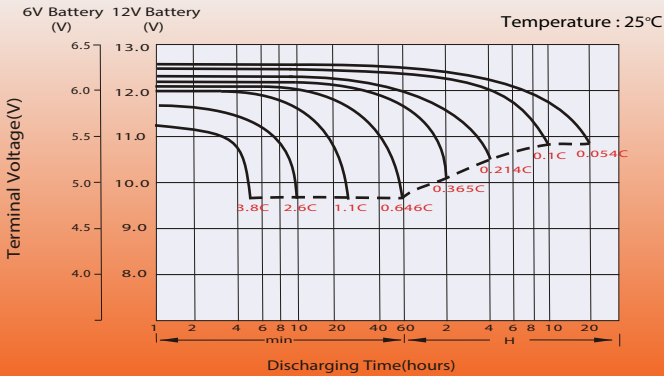
Dimensions

T1 Terminal

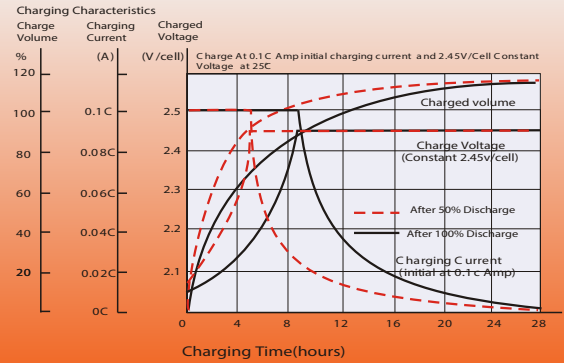
Unit: mm [inches]



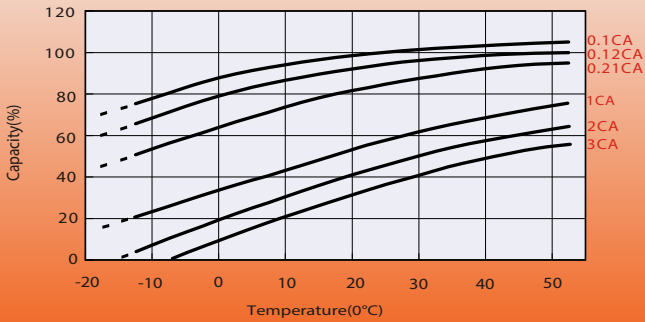
Discharge Characteristics



Charging Characteristics (cycle use)

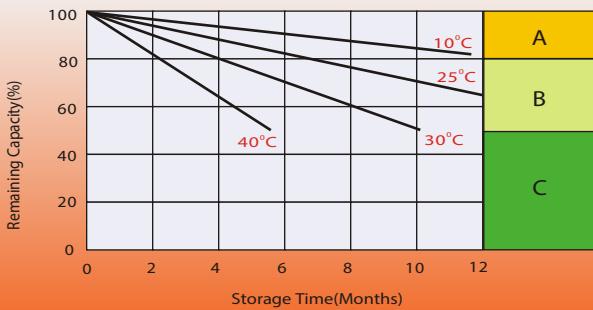
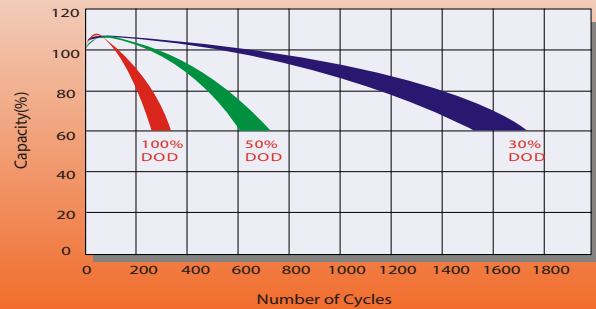


Temperature Effects in Relation to Battery Capacity



Cycle Life in Relation to Depth of Discharge

Testing condition
 Discharging : current 0.17 C A (FV 1.7 V / cell);
 Charging : current 0.25 C max , voltage 2.45 V /cell;
 Charging volume: 125% of discharged capacity.



- A** No supplementary charge required
 (Carry out supplementary charge before use if 100% capacity is required.)
 Supplementary charge required before use.
 Optional charging way as below:
- B** 1.Charged for above 3 days at limited current 0.25CA and constant volatge 2.25V/cell.
 2.Charged for above 20hours at limited current 0.25CA and constant volatge 2.45V/cell.
 3.Charged for 8~10hours at limited current 0.05CA.
- C** Supplementary charge may often fail to recover the capacity. The battery should never be left standing till this is reached.

Head Office

Unit 30
 76 Hume Highway
 LANSVALE NSW 2166
 Tel: (02) 9755 7851 Fax: (02) 9755 7852

