

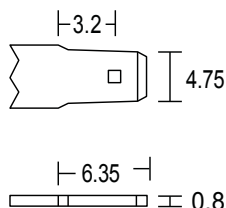
## PS-612 6 Volt 1.4 AH

### Rechargeable Sealed Lead Acid Battery




#### Terminals (mm)

- F1 - Quick disconnect tabs, 0.187" x 0.032"- Mate with AMP. INC. FASTON "187" series



#### Physical Dimensions: in (mm)



L: 3.82 (97) W: 0.94 (24) H: 2.00 (51) HT: 2.20 (56)

Tolerances are +/- 0.04 in. (+/- 1mm) and +/- 0.08 in. (+/- 2mm) for height dimensions. All data subject to change without notice.

#### Features

- Absorbent Glass Mat (AGM) technology for superior performance
- Valve regulated, spill proof construction allows safe operation in any position
- Power/volume ratio yielding unrivaled energy density
- Rugged impact resistant ABS case and cover (UL94-HB)
- Approved for transport by air. D.O.T., I.A.T.A., F.A.A. and C.A.B. certified
- U.L. recognized under file number MH 20845

#### Performance Specifications

Nominal Voltage.....6 volts (3 cells)

#### Nominal Capacity

20-hr. (70mA to 5.25 volts) .....	1.40 AH
10-hr. (130mA to 5.25 volts) .....	1.30 AH
5-hr. (240mA to 5.10 volts) .....	1.20 AH
1-hr. (850mA to 4.50 volts) .....	0.85 AH
15-min. (2.6A to 4.50 volts) .....	0.65 AH

Approximate Weight ..... 0.66 lbs. (0.30 kg)

Energy Density (20-hr. rate) ..... 1.17 W-h/in<sup>3</sup> (71.38 W-h/l)

Specific Energy (20-hr. rate) ..... 12.73 W-h/lb (28.06 W-h/kg)

Internal Resistance (approx.) ..... 70 milliohms

Max Discharge Current (7 Min.) ..... 4.2 amperes

Max Short-Duration Discharge Current (10 Sec.)..... 14.0 amperes

#### Shelf Life (% of nominal capacity at 68° F (20° C))

1 Month .....	97%
3 Months.....	91%
6 Months .....	83%

#### Operating Temperature Range

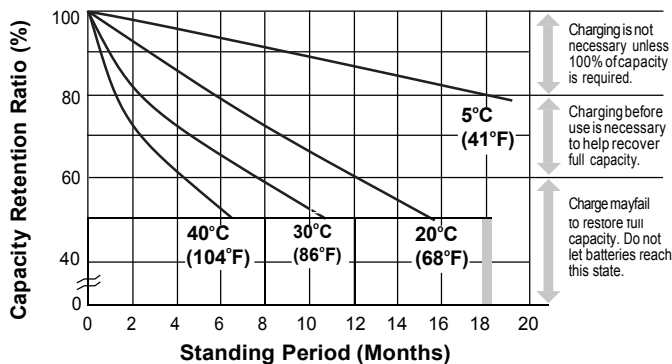
Charge.. ..... -4° F (-20° C) to 122° F (50° C)

Discharge..... -40° F (-40° C) to 140° F (60° C)

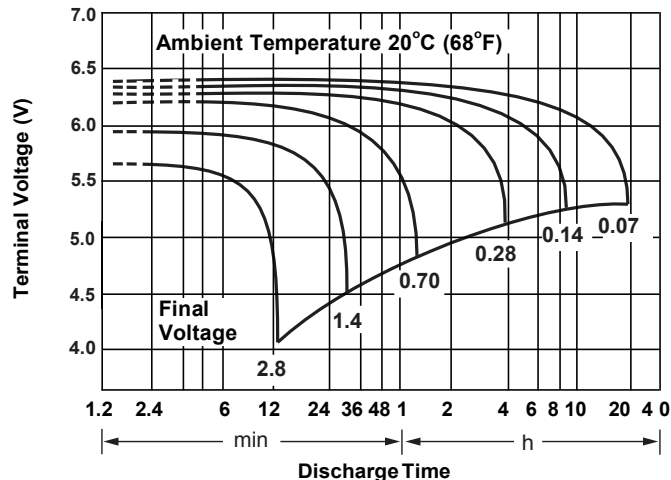
Case ..... ABS Plastic

Power-Sonic Chargers ..... n/a

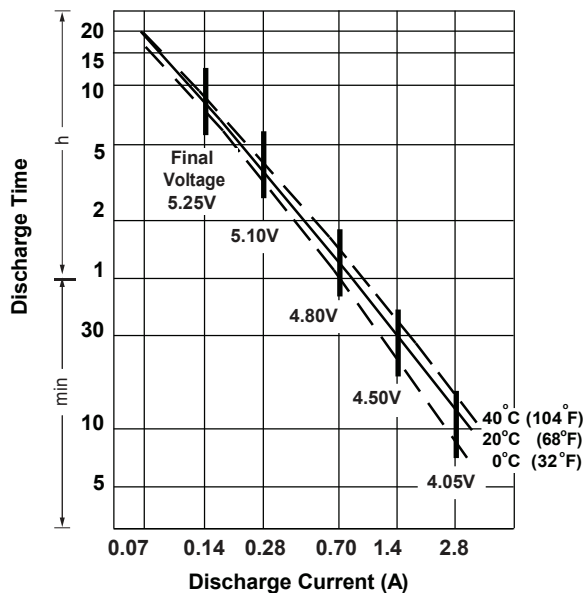
**Shelf Life & Storage**



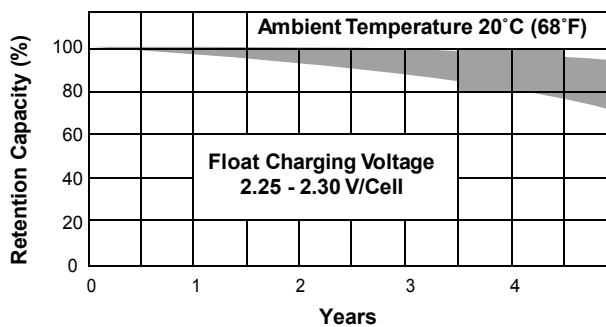
**Discharge Characteristics**



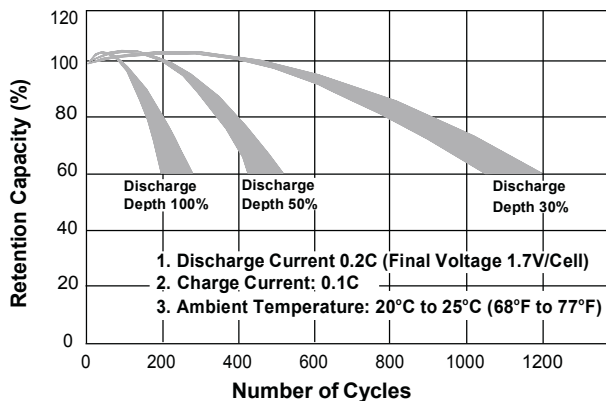
**Discharge Time vs. Discharge Current**



**Life Characteristics in Stand-By Use**



**Life Characteristics in Cyclic Use**



**Charging**

Cycle Applications: Limit initial current to 420mA. Charge until battery voltage (under charge) reaches 7.20 to 7.35 volts at 68° F (20° C). Hold at 7.20 to 7.35 volts until current drops to under 14mA. Battery is fully charged under these conditions, and charger should be disconnected or switched to "float" voltage.

"Float" or "Stand-By" Service: Hold battery across constant voltage source of 6.75 to 6.90 volts continuously. When held at this voltage, the battery will seek its own current level and maintain itself in a fully charged condition.

Note: Due to the self-discharge characteristics of this type of battery, it is imperative that they be charged within 6 months of storage, otherwise permanent loss of capacity might occur as a result of sulfation.

**Chargers**

Power-Sonic offers a wide range of chargers suitable for batteries up to 100AH. Please refer to the Charger Selection Guide in our specification sheets for "C-Series Switch Mode Chargers" and "Transformer Type A and F Series". Please contact our Technical department for advice if you have difficulty in locating suitable models.

**Further Information**

Please refer to our website [www.power-sonic.com](http://www.power-sonic.com) for a complete range of useful downloads, such as product catalogs, material safety data sheets (MSDS), ISO certification, etc..

**Contact Information**



DOMESTIC SALES  
Tel: (07) 3386 1102  
Fax: (07) 3102 9913  
[sales@spb.net.au](mailto:sales@spb.net.au)

[www.sealedperformance.com.au](http://www.sealedperformance.com.au)  
1 Ant Road, Yatala  
Brisbane QLD 4207

