



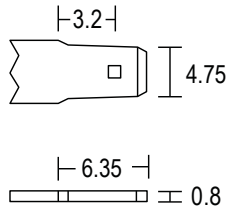
## PS-670 6 Volt 7.0 AH

### Rechargeable Sealed Lead Acid Battery

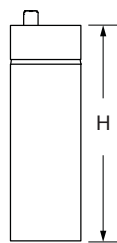



#### Terminals (mm)

- F1 - Quick disconnect tabs, 0.187" x 0.032" - Mate with AMP. INC. FASTON "187" series



#### Physical Dimensions: in (mm)



L: 5.95 (151) W: 1.34 (34) H: 3.70 (94) HT: 3.94 (100)

Tolerances are +/- 0.04 in. (+/- 1mm) and +/- 0.08 in. (+/- 2mm) for height dimensions. All data subject to change without notice.

#### Features

- Absorbent Glass Mat (AGM) technology for superior performance
- Valve regulated, spill proof construction allows safe operation in any position
- Power/volume ratio yielding unrivaled energy density
- Rugged impact resistant ABS case and cover (UL94-HB)
- Approved for transport by air. D.O.T., I.A.T.A., F.A.A. and C.A.B. certified
- U.L. recognized under file number MH 20845

#### Performance Specifications

**Nominal Voltage** .....6 volts (3 cells)

#### Nominal Capacity

20-hr. (350mA to 5.25 volts) .....	7.00 AH
10-hr. (630mA to 5.25 volts) .....	6.30 AH
5-hr. (1.19A to 5.10 volts) .....	5.95 AH
1-hr. (4.34A to 4.50 volts) .....	4.34 AH
15-min. (13.5A to 4.50 volts) .....	3.38 AH

**Approximate Weight** ..... 2.42 lbs. (1.10 kg)

**Energy Density** (20-hr. rate) ..... 1.42 W-h/in<sup>3</sup> (86.88 W-h/l)

**Specific Energy** (20-hr. rate) ..... 17.36 W-h/lb (38.26 W-h/kg)

**Internal Resistance** (approx.) ..... 15 milliohms

**Max Discharge Current** (7 Min.) ..... 21.0 amperes

**Max Short-Duration Discharge Current** (10 Sec.)..... 70.0 amperes

#### Shelf Life (% of nominal capacity at 68 °F (20 °C))

1 Month .....	97%
3 Months.....	91%
6 Months .....	83%

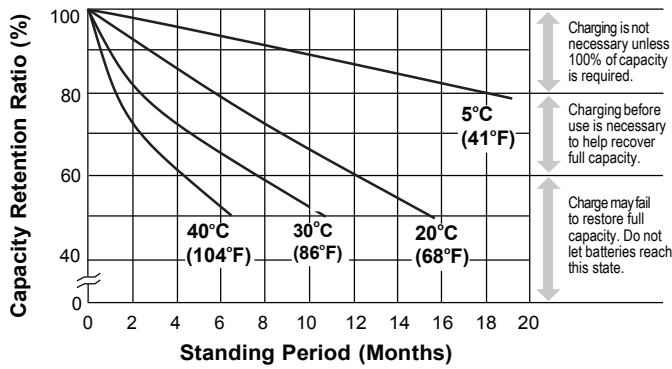
#### Operating Temperature Range

Charge.. .....	-4 °F (-20 °C) to 122 °F (50 °C)
Discharge.....	-40 °F (-40 °C) to 140 °F (60 °C)

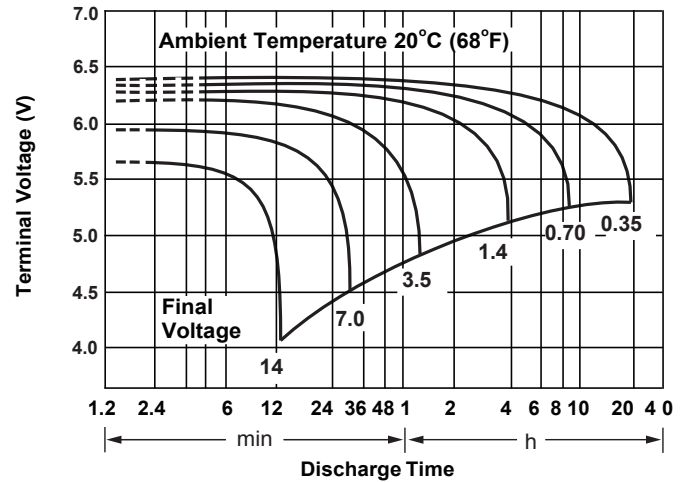
**Case** ..... ABS Plastic

**Power-Sonic Chargers** .....PSC-61000A, 61000A-C

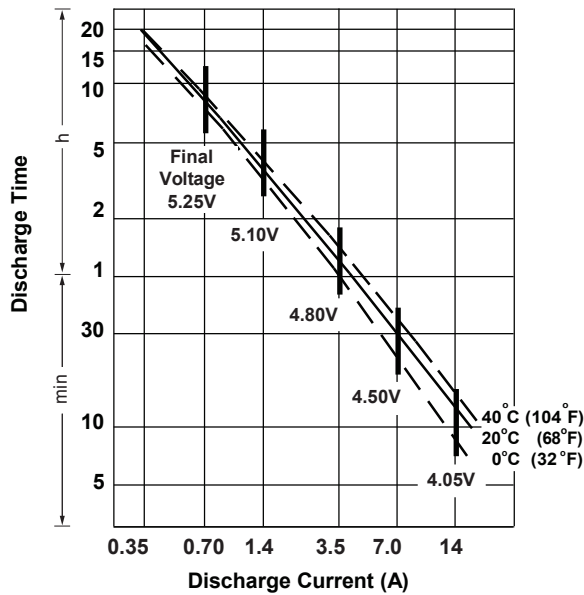
**Shelf Life & Storage**



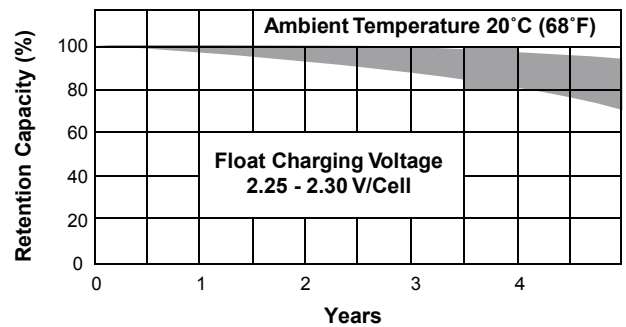
**Discharge Characteristics**



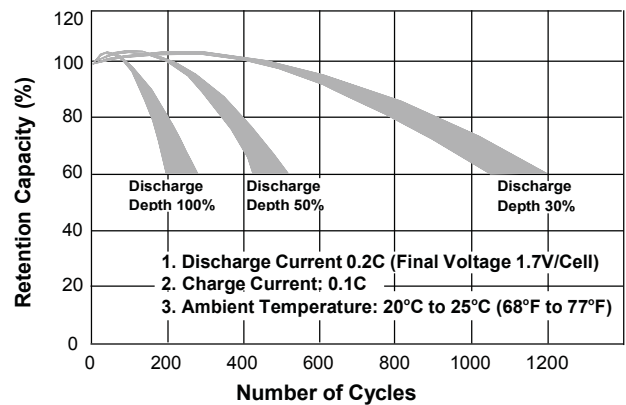
**Discharge Time vs. Discharge Current**



**Life Characteristics in Stand-By Use**



**Life Characteristics in Cyclic Use**



**Charging**

**Cycle Applications:** Limit initial current to 2.1A. Charge until battery voltage (under charge) reaches 7.20 to 7.35 volts at 68°F (20°C). Hold at 7.20 to 7.35 volts until current drops to under 70mA. Battery is fully charged under these conditions, and charger should be disconnected or switched to “float” voltage.

**“Float” or “Stand-By” Service:** Hold battery across constant voltage source of 6.75 to 6.90 volts continuously. When held at this voltage, the battery will seek its own current level and maintain itself in a fully charged condition.

**Note:** Due to the self-discharge characteristics of this type of battery, it is imperative that they be charged within 6 months of storage, otherwise permanent loss of capacity might occur as a result of sulfation.

**Chargers**

Power-Sonic offers a wide range of chargers suitable for batteries up to 100AH. Please refer to the Charger Selection Guide in our specification sheets for “C-Series Switch Mode Chargers” and “Transformer Type A and F Series”. Please contact our Technical department for advice if you have difficulty in locating suitable models.

**Further Information**

Please refer to our website [www.power-sonic.com](http://www.power-sonic.com) for a complete range of useful downloads, such as product catalogs, material safety data sheets (MSDS), ISO certification, etc..

**Contact Information**



**DOMESTIC SALES**  
 Tel: (07) 3386 1102  
 Fax: (07) 3102 9913  
[sales@spb.net.au](mailto:sales@spb.net.au)

[www.sealedperformance.com.au](http://www.sealedperformance.com.au)  
 1 Ant Road, Yatala  
 Brisbane QLD 4207

