

## PS-12260 12 Volt 26.0 AH Rechargeable Sealed Lead Acid Battery



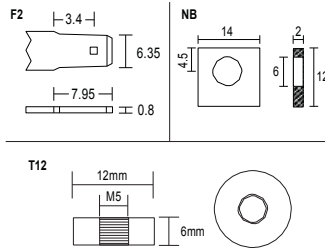
### Features

- Absorbent Glass Mat (AGM) technology for superior performance
- Valve regulated, spill proof construction allows safe operation in any position
- Power/volume ratio yielding unrivaled energy density
- Rugged impact resistant ABS case and cover (UL94-HB)
- Approved for transport by air. D.O.T., I.A.T.A., F.A.A. and C.A.B. certified
- U.L. recognized under file number MH 20845

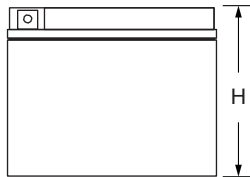
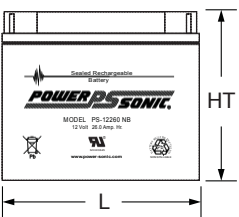

### Terminals

(mm)

- F2 - Quick disconnect tabs, 0.250" x 0.032" - Mate with AMP. INC FASTON "250" series
- NB2: Tin plated brass post with 'Nut & Bolt' fasteners
- T12 - Threaded insert with 5mm stud



### Physical Dimensions: in (mm)



L: 6.56 (167) W: 6.97 (177) H: 4.92 (125) HT: 4.92 (125)

Tolerances are +/- 0.04 in. (+/- 1mm) and +/- 0.08 in. (+/- 2mm) for height dimensions. All data subject to change without notice.

### Performance Specifications

**Nominal Voltage** ..... 12 volts (6 cells)

#### Nominal Capacity

20-hr. (1.3A to 10.50 volts) .....	26.0 AH
10-hr. (2.4A to 10.50 volts) .....	24.0 AH
5-hr. (4.4A to 10.20 volts) .....	22.0 AH
1-hr. (16.1A to 9.00 volts) .....	16.1 AH
15-min. (51A to 9.00 volts) .....	12.8 AH

**Approximate Weight** ..... 17.00 lbs. (7.71 kg)

**Energy Density** (20-hr. rate) ..... 1.39 W-h/in<sup>3</sup> (84.64 W-h/l)

**Specific Energy** (20-hr. rate) ..... 18.35 W-h/lb (40.46 W-h/kg)

**Internal Resistance** (approx.) ..... 14 milliohms

**Max Discharge Current** (7 Min.) ..... 78.0 amperes

**Max Short-Duration Discharge Current** (10 Sec.)..... 260.0 amperes

**Shelf Life** (% of nominal capacity at 68 °F (20 °C))

1 Month .....	97%
3 Months.....	91%
6 Months .....	83%

#### Operating Temperature Range

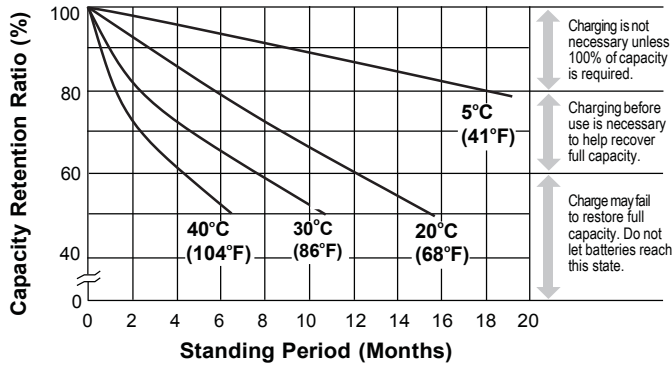
Charge.. ..... -4 °F (-20 °C) to 122 °F (50 °C)

Discharge..... -40 °F (-40 °C) to 140 °F (60 °C)

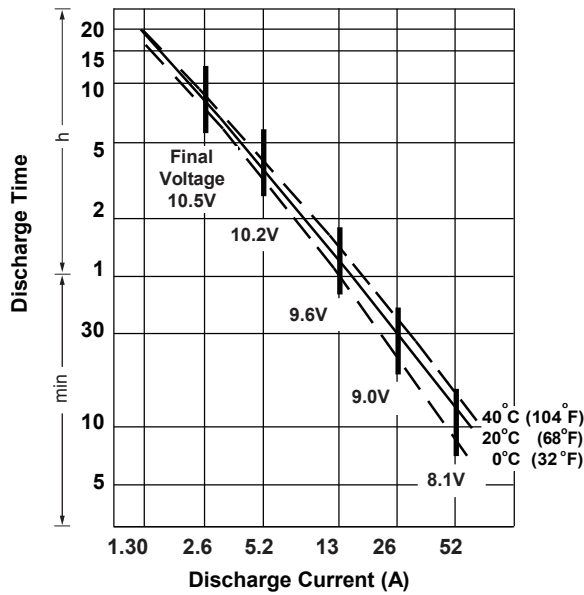
**Case** ..... ABS Plastic

**Power-Sonic Chargers** ....PSC-122000A, 124000A, 122000A-C, 124000A-C

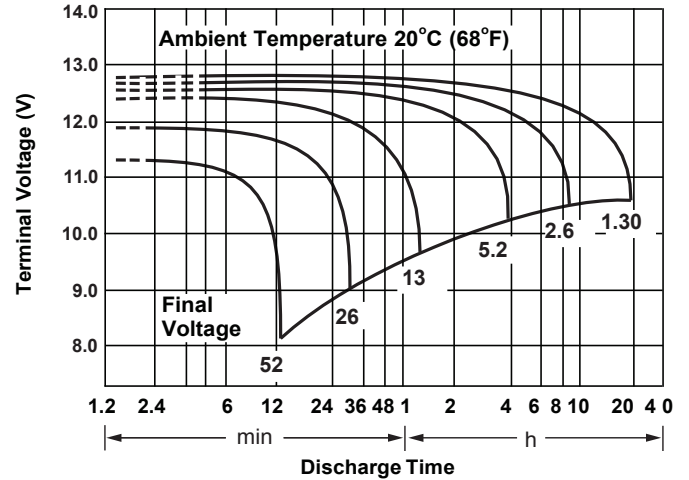
**Shelf Life & Storage**



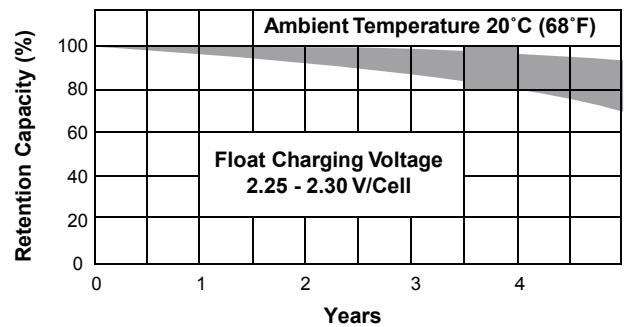
**Discharge Time vs. Discharge Current**



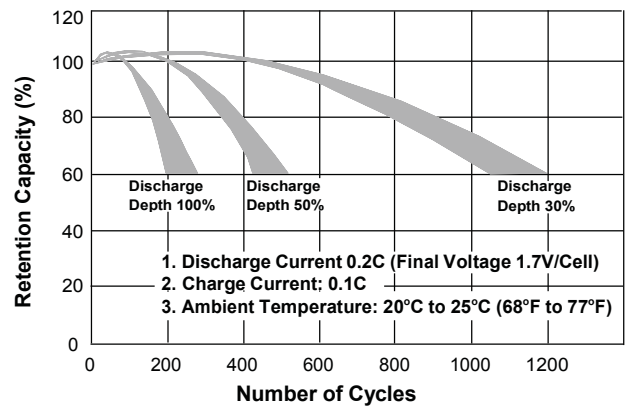
**Discharge Characteristics**



**Life Characteristics in Stand-By Use**



**Life Characteristics in Cyclic Use**



**Charging**

**Cycle Applications:** Limit initial current to 7.8A. Charge until battery voltage (under charge) reaches 14.4 to 14.7 volts at 68°F (20°C). Hold at 14.4 to 14.7 volts until current drops to under 260mA. Battery is fully charged under these conditions, and charger should be disconnected or switched to “float” voltage.

**“Float” or “Stand-By” Service:** Hold battery across constant voltage source of 13.5 to 13.8 volts continuously. When held at this voltage, the battery will seek its own current level and maintain itself in a fully charged condition.

**Note:** Due to the self-discharge characteristics of this type of battery, it is imperative that they be charged within 6 months of storage, otherwise permanent loss of capacity might occur as a result of sulfation.

**Chargers**

Power-Sonic offers a wide range of chargers suitable for batteries up to 100AH. Please refer to the Charger Selection Guide in our specification sheets for “C-Series Switch Mode Chargers” and “Transformer Type A and F Series”. Please contact our Technical department for advice if you have difficulty in locating suitable models.

**Further Information**

Please refer to our website [www.power-sonic.com](http://www.power-sonic.com) for a complete range of useful downloads, such as product catalogs, material safety data sheets (MSDS), ISO certification, etc..

**Contact Information**



**DOMESTIC SALES**  
 Tel: (07) 3386 1102  
 Fax: (07) 3102 9913  
[sales@spb.net.au](mailto:sales@spb.net.au)

[www.sealedperformance.com.au](http://www.sealedperformance.com.au)  
 1 Ant Road, Yatala  
 Brisbane QLD 4207

