

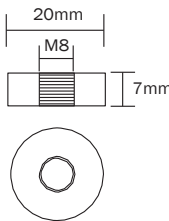
**PS-121200 12 Volt 124.8 AH @ 20-hr. rate
120.0 AH @ 10-hr. rate**

Rechargeable Sealed Lead Acid Battery

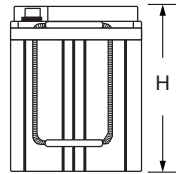



Terminals (mm)

- T11 - THREADED INSERT - 8mm STUD



Physical Dimensions: in (mm)



L: 16.14 (410) W: 6.97 (177) H: 8.86 (225) HT: 8.86(225)

Tolerances are +/- 0.04 in. (+/- 1mm) and +/- 0.08 in. (+/- 2mm) for height dimensions. All data subject to change without notice.

Features

- Absorbent Glass Mat (AGM) technology for superior performance
- Valve regulated, spill proof construction allows safe operation in any position
- Power/volume ratio yielding unrivaled energy density
- Rugged impact resistant ABS case and cover (UL94-HB)
- Approved for transport by air. D.O.T., I.A.T.A., F.A.A. and C.A.B. certified
- U.L. recognized under file number MH 20845

Performance Specifications

Nominal Voltage 12 volts (6 cells)

Nominal Capacity		
20-hr. (6.24A to 10.50 volts)	124.8AH	
10-hr. (12.0A to 10.50 volts)	120.0 AH	
8-hr. (14.3A to 10.50 volts).....	114.4AH	
5-hr. (20.64A to 10.20 volts)	103.2 AH	
3-hr. (31.2A to 10.20 volts).....	93.6 AH	
CCA	950A	

Approximate Weight 77.2 lbs. (35.0kg)

Energy Density (10-hr. rate) 1.44 W-h/in³ (88.16 W-h/l)

Specific Energy (10-hr. rate) 18.65 W-h/lb (41.12 W-h/kg)

Internal Resistance (approx.) 4.0 milliohms

Max Short-Duration Discharge Current (10 Sec.)..... 374 amperes

Shelf Life (% of nominal capacity at 68 °F (20 °C))	
1 Month	97%
3 Months.....	91%
6 Months	83%

Operating Temperature Range	
Charge..	-4 °F (-20 °C) to 122 °F (50 °C)
Discharge.....	-40 °F (-40 °C) to 140 °F (60 °C)

Case ABS Plastic

Power-Sonic Chargers n/a

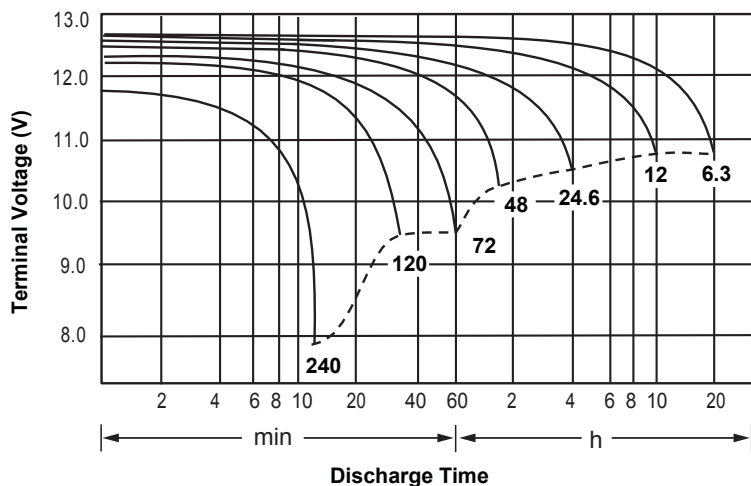
CONSTANT CURRENT DISCHARGE (Amperes) at 77° F (25° C)

Final Voltage	5 min	10 min	15 min	20 min	30 min	45 min	1H	2H	3H	4H	5H	6H	8H	10H	20H
1.85V	236.21	185.7	157.9	132.13	104.99	79.46	65.09	36.00	28.50	23.30	18.80	16.30	13.30	11.60	6.18
1.80V	317.05	237.2	190.8	156.17	123.85	92.46	72.91	39.30	30.70	24.80	20.10	17.50	14.10	12.00	6.24
1.75V	357.42	260.7	208.4	168.02	128.57	95.91	76.24	40.80	31.20	25.40	20.60	18.00	14.30	12.10	6.30
1.70V	393.64	284.2	222.5	176.52	133.86	99.70	78.66	42.40	32.10	26.10	21.20	18.40	14.50	12.20	6.42
1.65V	434.01	306.7	236.6	187.60	141.22	102.24	81.30	43.60	33.50	27.00	21.80	18.80	14.70	12.50	6.50
1.60V	478.74	332.9	253.0	199.80	149.04	106.49	84.18	45.10	34.50	27.80	22.50	19.20	14.90	12.60	6.54

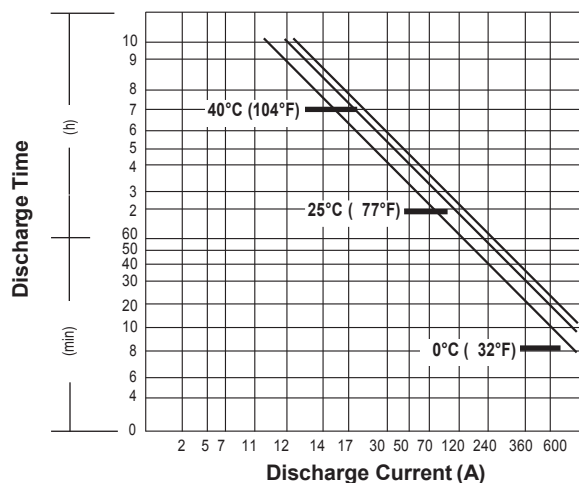
CONSTANT POWER DISCHARGE (Watts/Cell) at 77° F (25° C)

Final Voltage	5 min	10 min	15 min	20 min	30 min	45 min	1H	2H	3H	4H	5H	6H	8H	10H	20H
1.85V	431.82	343.0	294.6	249.0	200.1	152.72	125.46	70.0	55.5	45.5	36.8	32.1	26.2	22.4	12.2
1.80V	573.51	433.1	351.2	290.0	232.5	176.20	139.84	75.9	59.4	48.3	39.3	34.3	27.7	23.7	12.3
1.75V	632.84	468.3	378.9	309.0	239.3	181.10	145.59	78.4	60.3	49.2	40.2	35.1	28.1	23.9	12.4
1.70V	677.58	498.9	398.9	322.2	247.7	187.70	149.73	81.3	61.9	50.4	41.1	35.8	28.5	24.1	12.7
1.65V	736.57	533.4	420.9	339.8	259.2	190.70	153.64	83.1	64.2	52.0	42.1	36.5	28.8	24.6	12.8
1.60V	793.62	565.9	442.7	358.0	271.7	197.60	158.20	85.5	65.9	53.4	43.4	37.2	29.1	24.8	12.9

Discharge Characteristics



Discharge Time vs. Discharge Current



Charging

Cycle Applications: Limit initial current to 36.0A. Charge until battery voltage (under charge) reaches 14.4 to 14.7 volts at 68° F (20° C). Hold at 14.4 to 14.7 volts until current drops to under 1.20A. Battery is fully charged under these conditions, and charger should be disconnected or switched to “float” voltage.

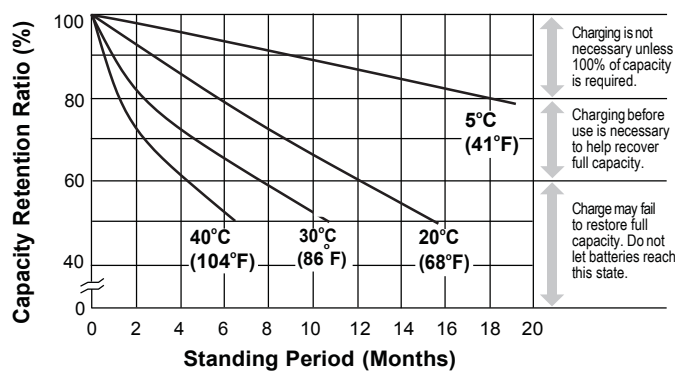
“Float” or “Stand-By” Service: Hold battery across constant voltage source of 13.5 to 13.8 volts continuously. When held at this voltage, the battery will seek its own current level and maintain itself in a fully charged condition.

Note: Due to the self-discharge characteristics of this type of battery, it is imperative that they be charged within 6 months of storage, otherwise permanent loss of capacity might occur as a result of sulfation.

Chargers

Power-Sonic offers a wide range of chargers suitable for batteries up to 100AH. Please refer to the Charger Selection Guide in our specification sheets for “C-Series Switch Mode Chargers” and “Transformer Type A and F Series”. Please contact our Technical department for advice if you have difficulty in locating suitable models.

Shelf Life & Storage



Further Information

Please refer to our website www.power-sonic.com for a complete range of useful downloads, such as product catalogs, material safety data sheets (MSDS), ISO certification, etc..

Contact Information



Sealed Performance Batteries

1 Ant Road, Yatala, Brisbane, QLD 4207, Australia

T 1300 001 772 W spb.net.au E info@spb.net.au