

NKST BLONDE

Natural Keratin Smoothing Treatment For Blonde Hair

Not just for blondes! Enjoy up to 5 months of smooth, shiny, manageable hair with this reparative treatment specially formulated for fine, fragile or overprocessed hair.

Why We ♥ it

- Blocks humidity and eliminates frizz
- Formulated with our Signature Keratin for stronger, healthier hair
- Soft, neutral-tint formula will not compromise the clarity of blonde, gray and silver tones
- Specially designed to protect fine, fragile and overprocessed hair
- Contains special conditioning agents to soften and protect hair
- Repairs damage
- Reduces breakage and delivers healthy-looking shine
- Dramatically reduces blow-dry time
- Enhances color vibrancy
- Cumulative results
- Results last up to 5 months



Get social with us and share your before and after transformations
#KERATINCOMPLEX #NKSTB

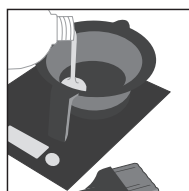
Reparative treatment that is not just for blondes, but also for fine, fragile, damaged or overprocessed hair.

Client Consultation ▶ A proper client consultation sets you and your client up for success.

1. Assess hair:
 - Texture, porosity and condition
 - Chemical-processing history
 - Client's lifestyle and medical history
2. Assess the client's post-treatment expectations.
3. Review post-treatment and at-home maintenance.
4. Quote price based on hair's length, texture and condition.
5. Perform a patch test.

Instructions

Step 1 of 2 Pre-Treatment Shampoo




1. Shake, measure and pour treatment into a bowl. Aerate 10-15 minutes.

1.5 oz. per application
based on texture, porosity
and condition of hair.



2. Shampoo hair twice with Keratin Complex KC PRIMER Shampoo.



3. Blow-dry hair 100% with fingers.

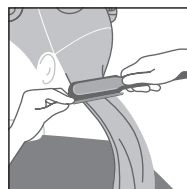
Step 2 of 2 Continued



4. Cover with a plastic cap. Allow treatment to saturate for 30 minutes.



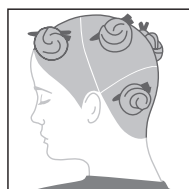
5. Divide hair into six sections. Blow-dry 80% with fingers.



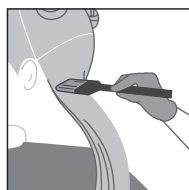
6. Finish blow-drying 100% using a vent brush.

7. Divide hair into six sections. Flat iron 1/8-inch (.3 cm) sub-sections, following the flat iron guide. ▼

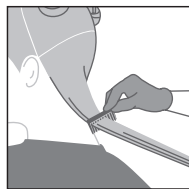
Step 2 of 2 Treatment Application



1. Gloves should be worn. Divide hair into six sections.



2. Starting at the nape of the neck, part the hair into 1/2 to 1-inch (1 to 2.5 cm) sub-sections. Apply treatment evenly, beginning 1/4-inch (.6 cm) away from the scalp through to the ends.



3. Continue combing to ensure even distribution, avoiding oversaturation.

FLAT IRON GUIDE

TEMPERATURE RANGE

360°- 380° F (182°- 193° C)

NUMBER OF PASSES

FINE TO MEDIUM HAIR

7 - 10 times from base to ends

COARSE, VIRGIN OR RESISTANT HAIR

10 - 12 times from base to ends

Aftercare

The client should not get the hair wet or use traditional shampoo for a minimum of 72 hours. If the hair gets wet, instruct the client to blow-dry and lightly go over hair with a flat iron on low heat. The client should not use pins, clips, ponytail holders or glasses to hold or pull the hair back during this period. After the 72-hour period, regular use of Keratin Complex products will help to maintain the longevity of the treatment.