

# KERATIN COMPLEX®

*Beautiful hair every day*




## Signature Red

### COLOR TECHNIQUE


Create your own Signature Red with this vibrant, high-impact color technique. This technique delivers a perfect red base that can be tailored and customized for each client. Use the full spectrum of Keratin Complex red shades to create multi-tonal, flawless reds.




7.6/7R Medium  
Auburn Blonde



6.5/6Rv Dark  
Mahogany Blonde



6.4/6C Dark  
Copper Blonde



7.35/7GRv Medium  
Golden Mahogany Blonde

### Formulas:

**FORMULA A:** 30g 6.5/6Rv + 20g 6.4/6C + 75g 20 Volume Developer

**FORMULA B:** 30g 7.35/7GRv + 20g 7.6/7R + 75g 20 Volume Developer

### Model:

NATURAL LEVEL 6

This technique was applied using a virgin application process.

### Steps:

1. Divide hair into 4 sections.
2. Start at nape. Using  $\frac{1}{4}$  -  $\frac{1}{2}$ " partings, apply Formula A to base area and blend out 1-3" to the midshafts.
3. Apply Formula B to the midshafts through the ends, overlapping base color.
4. Blend color overlap with fingers and comb through entire section with a fine-tooth comb to feather both formulas in each section.
5. Next, take another  $\frac{1}{4}$  -  $\frac{1}{2}$ " parting and apply Formula A to entire subsection, from base area through the ends.
6. Continue technique, alternating subsection formulas, throughout entire head.
7. Process for 35 minutes.
8. Rinse well, shampoo, and condition.
9. Style as desired.

### COLOR KIT INCLUDES:

- (4) 100 ml / 3.4 fl. oz.  
KeraLuminous™  
Keratin-Enhanced Permanent Hair Color
- (1) 236 ml / 8 fl. oz.  
Keratin Complex 20 Volume Developer

