


Kids Abstract Painting in Acrylic



Painting

Easy

5+

Welcome to another Mont Marte art lesson. Today we shall paint a super easy abstract with bright Acrylic colours! So grab your Mont Marte Art materials and...

*Let's get
into it!*




Material List

CMPL4050
AMPL0001
MAXX0019
PMSA0011

MCG0037
MPB0011

Mont Marte Canvas Panel 40 x 50cm
Mont Marte Round Plastic Palette
Mont Marte Brush Washer
Mont Marte Silver Series Acrylic
Lamp Black
Mont Marte Acrylic Paints 12 pce 12ml
Mont Marte Taklon Angle #12






Step 1: Black Lines

Cut the hang tag from your Black paint tube and then snip a small part of the corner off. Gently squeeze the paint through this hole in a random pattern.




You can seal up your paint tube again by putting some sticky tape over the hole.




Step 2: Red

Paint in some of the squares with Red using your #12 Angle Brush.



Step 3: Yellow

Now paint in some of the other squares using Yellow.



Step 4: Blue

Finally add some Blue to the remaining squares. You can leave some squares White or you could paint all of them different colours.

Until next time...

Keep on Painting