

30

**SEED**DESIGN

DATASHEET

# Collections

<b>APOLLO</b> 阿波羅	090				
<b>ARCHER</b> 射手座	096			<b>LING</b> 櫺	166
<b>CASTLE</b> 堡壘	098			<b>MIST</b> 嵐	170
<b>MERMAID</b> 花嫁	106	<b>FUJI</b> 富士	130	<b>MIST LED</b> 白露	172
<b>MUSE</b> 繆思	107	<b>HERCULES</b> 海克力士	140	<b>MOAI</b> 摩艾	180
<b>CHINA</b> 閣	108	<b>HOODIE</b> 無敵	141	<b>MUMU</b> 目木	182
<b>DAMO</b> 達摩	114	<b>HUAN</b> 園	142	<b>OLO</b>	184
<b>DAWN</b> 旦	116	<b>JOJO</b> 悠悠	150	<b>PAOPAO</b> 泡泡	196
<b>DODO</b> 嘟嘟鳥	122	<b>LAITO GENTLE</b> 紳光	156	<b>PENSÉE</b> 思想	202
<b>DOBI</b> 多比	123	<b>LAITO MEGA</b> 光	158	<b>PLANET</b> 行星	204
<b>DORA</b> 朵拉	126	<b>LAITO MINI</b> 微光	159	<b>SIRCLE</b> 方圓	206
		<b>LAITO OPAL</b> 玻光	160	<b>SOL</b> 日恆	210
		<b>LALU+</b> 拉魯	162	<b>SQUARE</b> 正	218
				<b>TRAM</b> 區間車	220
				<b>VULTURE</b> 兀鷲	224
				<b>WANU</b> 銜月	226
				<b>ZEN</b> 禪	228



阿波羅

By Chen, Chao Cheng 陳昭成, 2017



## 好東西是「磨」出來的

### A fusion of light and images

「海邊的雲層很高，有一大片天空，落日時夕陽每秒都轉變得很快，我想把這種太陽記下來」設計總監陳昭成描述著。象徵太陽的 APOLLO 阿波羅系列，大片 LED 光源綻放朝陽般的和煦，營造安閒的生活空間。其中，立燈具備漸進調光功能，無論是明亮晨光、午後斜陽，或是優雅月光，盡收一室日常。

#### 多次琢磨只為極致平滑

為了傳達太陽溫暖厚實的意象，團隊選用 3 mm 厚的鋁合金板，一體成型打造 APOLLO 燈罩主體。接著由純熟精練的師傅，為燈罩外側進行由粗到細、循序漸進的 4 道拋光程序，以除去旋壓所產生的表面波紋。其中，內側凹面因無法用機具輔助，必須由師傅手持 #600 砂紙，慢慢磨拋至表面平整；爾後再經 2 至 3 道烤漆打磨，才能完成內外光面極致平滑的燈罩。

#### 朝陽般的和煦暖光

一般的製燈程序並不需為燈罩內側拋光，但 APOLLO 與眾不同的「間接出光設計」，以至需嚴格要求內面的平整度；只要表面有些微凹凸或浪紋，就會產生明顯的陰影。

“From dawn to dusk, people are naturally attracted by the change of the sky. For this very reason, I created a fixture that channels the natural brightness from outside,” states Designer Chen. Symbolizing the Sun, the APOLLO collection features a large LED light source with sun-like warmth to create a relaxing living space. Among them, the floor lamp is equipped with progressive dimming function, whether it is mimicking the bright morning light, afternoon sunlight, or elegant moonlight, all of which can be collected in one room everyday.

#### Handmade surface polishing

In efforts to re-create the notion of the sun, each APOLLO boasts an impressive 550mm diameter lampshade. This one solid piece is formed with a 3mm thickness of aluminum plate. The exterior of the shade takes shape gradually through the repeated brushing and polishing process performed by our skilled craftsmen. This arduous process eliminating surface ripples caused from the spinning. The challenge is that the inner shade cannot be machined because of its concave, and instead it must be carefully hand brushed with a 600-grit sandpaper until the surface is smooth to perfection. The coloring process entails a by 2-3 spray-painting steps to complete the exquisitely flawless workpiece.

#### As warm as sunlight

While inner lampshade polishing usually not being done, the “indirect light” of APOLLO, in which the light emitted by a source is diffusely reflected, requires a more critical roughness standard on its inside surface. As long as there exists any bumps or traces of alien material, obvious shadows will be generated when light is on.



#### 15 個月 · 光的探索之旅

另一方面，研發團隊也花費了近 15 個月針對「光學」琢磨。初期以手樣進行光表現試驗時，發現燈罩邊緣會形成一條明顯的「暗影帶」，雖只要將中央光源往下降，便能消除暗影，卻會直射雙眼，並不理想。透過反覆進行光源佈局的調整，柔光罩的材質選擇，光效率及散熱能力的實驗後，終於整合成最為理想的狀態。並找出關鍵的「42 度傾斜出光角」來進行光源分佈，將原本的暗影，揉成了形同夕陽的溫暖漸層。

#### Development on intangible light

The way light reflects is so unpredictable, it took the team 15 months to focus on the end result. In the initial development phase, there was shadow around the edge of the shade, whereas the simplest solution by downing the light source would result in offending the eyes. Making the impossible possible is what drives the team here. Through a series of experiments cross-matching the different configuration, high-efficiency and heat sink performance of light sources and the options of diffuser material, the best solution was finalized with the key factor - 42 deg. beam angle - to soften the light gradually as beautifully warm as sunset.



## 射手座

By Chen, Chao Cheng 陳昭成, 2012

射手座是夏日夜空中最醒目的星座之一。人頭馬身，是充滿智慧與優雅的弓箭手。以紋理流暢的櫟木作為堅固弓臂，柔和了弓箭的肅殺之氣，弓弦則能調整圓弧曲線的角度，配合您的姿態，讓一體成形的射手座成為您可依靠的守護者。

ARCHER is one of the brightest constellations in summer night. The solid bow arm is constructed with beech. The bowstring is conveniently created for easy adjustment in the lamp's arm. The ARCHER is available in two floor sizes. Its base is solidly constructed with metal. With ingenuity and technique, the wires are concealed within the wooden body.





# Daring experiments to the cement era

大膽實驗，迎向繁盛的水泥時代

多年前 Meiric 走訪了一趟佛羅倫斯，當時佇立在廣場中央的交管物件「紐澤西護欄 (Jersey barrier)」，引起他的目光和興趣。做工細緻的護欄，打破他以前對「水泥物件」的粗糙印象，驚艷之餘，也萌生了大膽的想法：「有沒有可能用水泥作為燈具材料？」這個念頭，開啟了 SEED 長達兩年多的水泥實驗。

Many years ago, Meiric visited Florence and was intrigued by the "Jersey Barrier", a modular concrete employed to separate lanes of traffic, that stood in the middle of the square. The delicate work of the fence amazed him and broke his stereotype against "cement objects". While he was impressed, a bold idea occurred to him: "Is it possible to use cement as a material for lighting?"

That's where it all began the following cement materials experiment for over two years.

### 看似沒有盡頭的實驗之路

那時從未有人以水泥造燈，每個步驟都是新嘗試，起初試驗了多種方法，卻不得其門而入，最後團隊開始尋求複合材料的媒介，終於試出有效加速固化，並能呼應燈罩耐撞強度的配方，足以通過嚴苛的 40 度耐撞測試。而外包覆的模具亦然，在反覆疊加過後，才找到以手工製作的「內層高精度矽膠 + 外層石膏」模具，允許順利脫模的同時，展現細緻滑順的觸感。

### 成型前的翼翼思量

除了材料的創新，另一關鍵是工序的設計調整。團隊導入「抽真空機」，將拌好的水泥漿放入機台，隨著氣壓被抽空至剩下 6~8 cmHg (公分汞柱，大氣壓為 76 cmHg)，師傅接著取出泥漿，俐落地注入模具。此時得徐緩動作，避免帶入空氣凝固後，形成孔洞或缺角。待燈罩脫模，師傅再逐一手工修飾邊緣且放置陰乾。

為避免光照的熱度，使水泥受到溫濕度的變化熱脹冷縮、產生裂痕，我們多加一道「水洗浸泡」的程序，藉此延緩完全乾燥的時間，強化內部分子，增加抗裂性。師傅一面以水流澆注，一手用 #600 細砂紙來回拋洗，爾後再次把燈罩放到層架，進行 5-7 天的自然風乾，一盞水泥燈罩才正式完成。

### A period of innovation and experimentation with new techniques

At that time, you could never see a cement lamp in the market, every experimental idea was an adventure. At the beginning it was even difficult to reach a breakthrough making the cement strong enough to avoid cracking. After a series of failures, the R&D team turned to looking for a composite material. In a series of approaches eventually coming up with a formula and appropriate temperature that effectively accelerated the concrete curing and crystallized in this way encloses the aggregate particles and produces a dense material, ensuring its comprehensive and impact strengths by a critical 40-degree impact test. The mold, on the other hand, is hand-made with inner high-precision silicone rubber + outer plaster for easy demolding and for giving that delicate and smooth texture.

### Before they were

In addition to material innovation, another key factor to make this work is the production process management. The mixed cement has to be evacuated by vacuum machine to 6~8 cmHg (Centimetres of mercury, while the atmospheric pressure is 76 cmHg). After the machine stops stirring, the concrete material begins to solidify. At this time, the master has to precisely control the timing and volume of the grout, keeping it slow, and focusing on every detail, while filling into the mold. Any tiny slip-up in this stage may result in unwanted imperfections such as cracks or holes.

In order to prevent the shade from cracking by dramatical change of temperature and humidity, there is a wash-and-soak procedure extending the dry-up period. The cement crystallized in this way encloses the aggregate particles and produces a dense material. Each piece is gently hand washed and polished by P600 sandpaper back and forth one at a time and carefully wiped and patted dry, and it is then removed outdoor 5-7 days for drying. A cement lampshade is officially completed.








Photo Credit: More-in Interior Design

### 堡壘

By Chen, Chao Cheng 陳昭成, 2008



Photo Credit : Natureology Interior Design



Photo Credit : More-in Interior Design

花嫁

By Li, Hui Lun 李慧倫, 2016

帶有女性意象的 Mermaid，為系列洗鍊質樸的水泥，注入全新火花，利用異材質結合，Mermaid 將中間金屬腰封串接上下燈罩，為無彩度的表面帶來亮點；總共 12 摺的裙擺，更隱喻現代女性涉獵多方、擁有不同面向的獨立態度，由內在的樸實穿透出剛柔並濟的獨家韻味，Mermaid 無疑是室內亮眼而寧靜自在的最佳配飾！

Inspired by evening gowns of the same name, the Mermaid pendants silhouette has captured the flowing movement of fabric in solid concrete. The Mermaid remains strong with an accent of metal defining the shade, while lending a softer and more feminine shape to the Castle series.



繆思

By Chen, Chao Cheng 陳昭成, 2018

一閃即逝的靈感，綻著微弱的光芒，她的身影溫柔沉靜，是繆思女神的微笑，總出現在你不經意的平凡會議中神遊的筆尖、停滯阻塞的號誌燈前，又或者夜幕低垂益發活躍的天馬行空。柔和的光芒，蘊藏著遠大的夢想，繆思在無窮的夜裡為你點亮夢想的火花。

A term derived from Greek mythology, Muses are the inspirational goddesses of literature, science, and the arts. Nowadays, muse symbolizes a person or object which sparks imagination. We brought a spark of ingenuity and created our very own MUSE. The luminaire serves as the light of your life which can turn on by a simple flick of a switch. Crafted with a combination of opal glass and concrete, the lamp is stunning even in its simplest state.



## 閣

By Chen, Chao Cheng 陳昭成, 2004/2017

深藏東方人文底蘊的「閣」，如同一位智者一身簡單、低調卻智慧無限。線條外型取自清朝官帽加以反戴，「閣」兼容東西美學，將內斂禪風注入現代簡約。樸實外表下，以獨家語言詮釋創意生活的個人主張。其中，LED 桌燈的 DJ 旋轉式底座兼具開關與調光功能，當使用者在轉動底座、翻玩光影變化的片刻，彷彿時空身份置換，變成沈浸在打碟播放音樂的 PUB DJ。

2017 年推出 CHINA LED 版，採用暖白色高演色光源，搭配柔暈效果的遮光罩，整體光氛更顯細緻不刺眼。以輕薄纖細之丰姿，迎接新世代智慧的來臨，當生活旋律開始吟唱，空間和諧的溫度亦隨之流洩而出。

An iconic SEED design, CHINA brings a classic shape into the new millennium. With an exclusive spinning DJ switch for the table lamp and immaculately crafted metal body, CHINA LED is a harmonious blend of new and old, making it a suitable lighting solution for both modern and traditional spaces.

## 轉動唱盤，看見光的旋律

### Melody of Light

2004 年發表的 CHINA 閣 桌燈，除了細膩的手工銅刷邊備受喜愛，另一大亮點，便是它令人玩味十足的「DJ Dimmer 調光開關」。

DJ Dimmer 的誕生，來自設計師的貪玩。某次 Meiric 和丹麥客戶 Carsten 和 Christian 在樣品室席地而坐，邊討論、邊把玩燈具時，他忽然靈光一閃：如果開關能和 DJ 撥玩黑膠唱盤一樣，來回轉動而亮度也跟著變化，應該非常有趣！於是這份異想，被迅速手繪成概念草圖，並在研發團隊協作下，DJ Dimmer 的構想逐漸成型。

考量到耐久性，最終決定以較穩紮的機械結構，取代電子式零件來打造此開關。山形的底座下，鑲著中心圓齒輪和外圈弧形齒輪，在底座轉動時，兩齒輪相互傳動至調光器，順時針方向一轉，燈光也緩緩亮起，直覺地讓人看見燈光漸強漸弱的旋律。

Debuted in 2004, CHINA table lamp was renowned for its sophisticated finishing, revealing the hand-brushed antique copper edge. Another distinctive feature is its low-key but playful DJ Dimmer switch.

DJ Dimmer is one of the designer's wacky inventions. Once upon a time, designer Meiric and his Danish clients Carsten and Christian sat on the floor engrossed in a deep discussion in the sample room. While Meiric was playing with a lamp in hands, an idea occurred to him: "what if a lamp switch could be operated like DJ's with their turntables, to control brightness by scratching? What fun that would be!" So he immediately took to his drawing board and sketched the concept out on paper.

Thanks to great team work with R&D engineers hashing out their theory, the DJ Dimmer has gradually taken shape. Mechanical construction with emphasis on durability over electronic parts took emphasis. The mountain shaped base inlays, with central and outer arc gears transmit to the VR-dimmers, so when rotating the base clockwise, the light would gradually turn on. This intuitive operation creates almost a rhythm of light.





只是實際生產時，諸多製造面的問題接踵而來，包含齒輪之間如何緊密咬合？底盤旋轉時如何保持平穩，又怎麼讓每盞燈的操作手感一致呢？

為了讓齒輪精準地傳動，每盞燈具如製作鐘錶般，都由資深師傅親自為齒輪一一調校。透過量治具，將齒輪的相對位置與咬合深度，設定在最佳狀態。因應使用習慣，透過齒輪比 ( gear ratio ) 的計算，燈具從 Off 到最亮的移動角度設定為 120 度；底盤中央也嵌入精密機械所使用的「雙列角滾珠軸承」 ( double row angular contact ball bearings )，讓運作時的垂直波動，控制在 1.0 mm 之內。而燈具旋轉的「扭力值」，亦須經儀器檢測，確保操作穩固之餘仍手感滑順。

在燈具近乎完成前，Meiric 提出最後的疑問：「這樣的全新結構，能經得起長期使用嗎？」放心，經反覆測試證明，DJ Dimmer 結構至少可來回轉動 23,000 次以上。即便對它愛不釋手、天天把玩，這盞燈也足以陪你長長久久！

However, when it comes to production, there are challenges one after another. For instance, how to accurately simulate the gears transmission and obtain a smooth result? How to prevent the base from tilting while in operation, or even set up a consistent haptic feedback of each lamp base?

Being obsessed with detail oriented operation, the R&D team has considered all these issues pursuing accurate gears transmission. Horizontally, the angle of rotation has been set 120 degrees for user-friendly concern from off to full brightness. Each DJ Dimmer construction has been carefully set up like a skilled watchmaker, by determining gear ratio precisely and assembling the gears into the right position with jigs and fixtures. Vertically, in the middle of the dimmer plates a double row angular contact ball bearing is mounted, in order to control the up-and-down vibration tolerance to less than 1 mm. Each lamp is 100% tuned up and tested before packing for the consistency of operation feedback.

When the development of the construction is almost done, Meiric comes up with the last question: "Will it be durable enough over time?" Thankfully, through repeated testing, we have proved it can be rotated up to 23,000 times at least. In other words, it can last 20 years even if you play with it on a daily basis!



Photo Credit : Fayi interior design

## 達摩

By Chen, Chao Cheng 陳昭成, 2013

相傳達摩面壁苦修佛法九年，因其屹立不倒，尊稱為不倒翁。Damo 曲線間流露沈穩感，誠如達摩大師灑然挺立於山間，堅毅而不拔；可調式燈罩的設計，與不倒翁搖動仍立定於原地的概念，有著異曲同工之妙。Damo 不僅於居家環境中散發靜謐光氛，更展現其沈穩而內斂的生命力。

A legendary wise man named Bodhidharma spent nine years in quest of uncovering the truth to Buddhism. He was so strong-minded that nothing could challenge his determination. In reverence to the legendary sage, we would like to demonstrate his dynamic spirit and unwavering attitude. We hereby unveil DAMO. The DAMO not only crafts a sense of serenity but instills utmost vitality through its brightness, clarifying your innermost thoughts when needed.





## 旦

By Chen, Chao Cheng 陳昭成, 2019

旦的古字形象取自太陽從地平線升起的意象，是一日之始的拂曉、白晝與光亮。

當日光嶄露之時，如初的曙光以純粹之姿洗禮大地，令人浸沐在晨曦萬變的溫轉光流之中，著迷於生息不止的自然饗宴。

在極簡乾淨的外型下藏有聰明的內涵，透過「雙螺旋」機械原理調整「變焦透鏡」，賦予光的多變能力：調整照射角度、範圍與光強度，如陽光隨時間推移，篩落不同角度的粗細光束。優異的變焦功能適應多元使用情境，旋上：光束角大、光氛柔和舒適；旋下：光束角小、聚焦的光捕捉視覺重點。

A metaphor of the sunrise, emitting the first light from the ocean's horizon, DAWN brings a new day and a new lighting experience. Beneath what appears to be seemingly simple, exists an optical zoom lens, allowing you to make your own luminaire statement.

Admire its ease of use by rotation: clockwise tighten the lens shade to distribute a soften illumination; Or counterclockwise the lens shade to focus the light on the object. The DAWN series combines superior lighting performance with pure practicality to deliver multi-functional results.









Photo Credit : Muguo Design

## 唧唧鳥 & 多比

By Chen, Chao Cheng 陳昭成, 2013

愛麗絲夢遊仙境裡，唧唧鳥俏皮可愛的模樣深植於腦海。DODO 將已絕跡的生物唧唧鳥身形抽象化，演繹極簡美學。象徵鳥喙的水滴開關，點亮你內心的好奇愛麗絲；帶著 DODO，描繪出專屬於您的異想世界。

因應不同空間規模，2015 推出精巧版 DOBI，展現既活潑時髦又典雅的 mini chic 風格。比例縮小、功能依舊，無論何種角度，有它在旁為您照亮每個黑暗。DODO & DOBI 提供桌、立、壁、吊及大弓燈的完整家族系列。

Drawing back fondest memories to a character in the Alice in the Wonderland fairytale, DODO birds' appearance is comical yet adorable. As the light turned up by dip switch, DODO lights up anyone's courage and adventurous mind. In addition, its' adjustable shade provides ample covering and tilts at whatever angle your heart desires.

Catering to smaller scaled spaces, the DOBI offers a petite version of the ever so popular DODO. Besides scaling down in size, the DOBI remains true to much of the original DODO features. The whole family of DODO & DOBI family provides various lighting solution for indoor space.





Photo Credit : HAD Interior Design



Photo Credit : Newrxid Design



## 朵拉

By Chang, Ting Ting 張婷婷, 2015

從點－線－面開始延伸無窮想像，使用者可依需求，任選符合空間需求的數量，將人與空間完整地串連，並且奔放想像，創造夜裡最斑斕夢幻的獨家星空。內嵌 CRI 90 的 LED 光源，有著如太陽光般真實呈現色彩的特質；然減低光源熱度，在恣意創造的同時，兼顧能源意識，減輕環境負擔。DORA 更多新可能，一起來創造吧！

Our DORA collection is Oh So Chic! Our up-and-coming young designer, Ting, drew the inspiration from her childhood. She wanted to create a collection that was versatile, interactive, and fun. With DORA, end users can really be a child again. Have fun with the collection and hang it individually or in a cluster, in whatever position your heart desires. Combined with cutting edge technology, the DORA is embedded in a CRI90 LED luminance that gently distributes the light. DORA conveniently offers three suspension and wall methods.







## 富士

By Dou, Ye Cin 都業勤, 2018

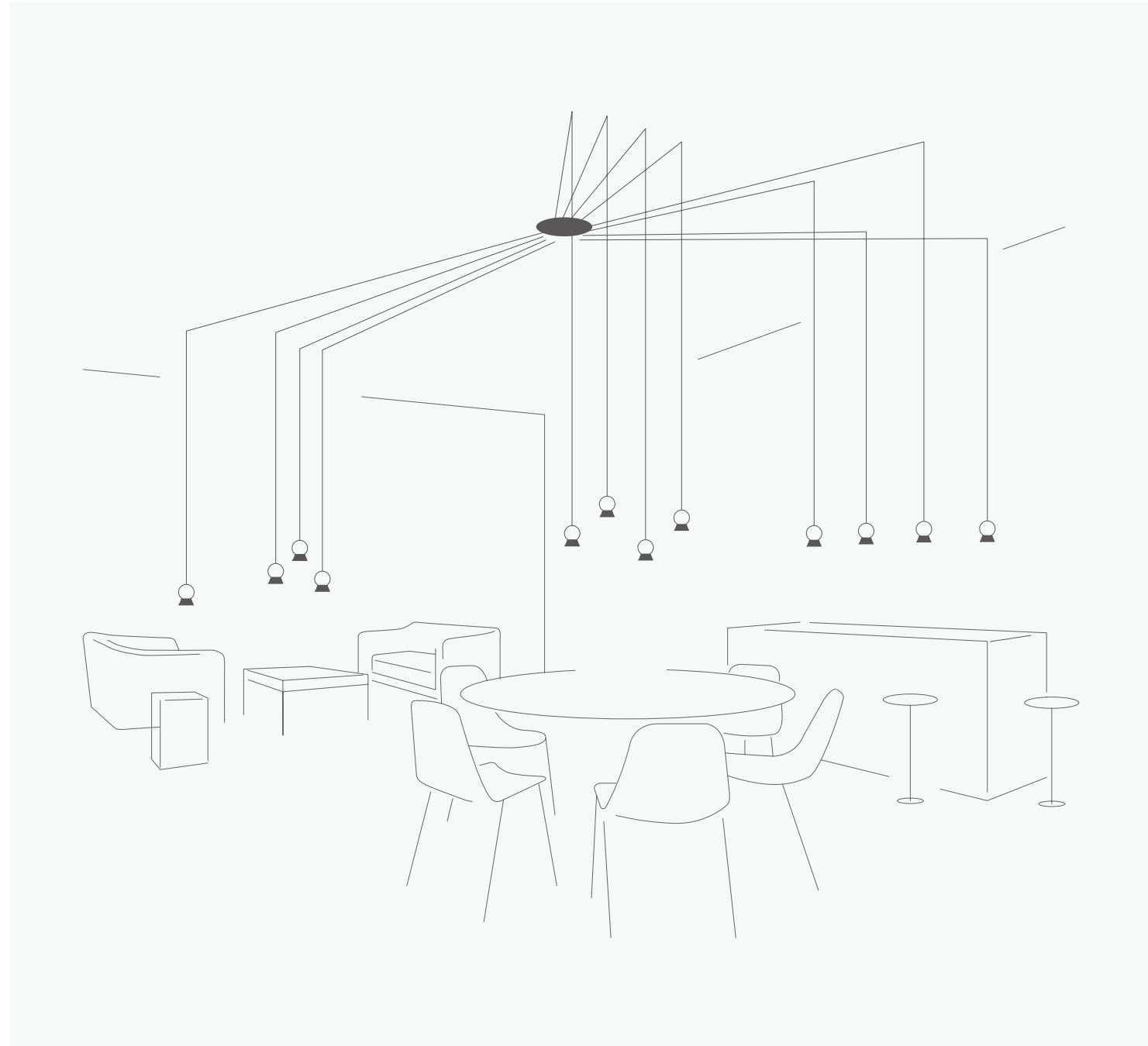
暖日的意象漾著雪景，初昇山頂，為天幕留下富麗的溫柔氣息。設計師回溯多年前旅日的人文視角，詮釋人們對於富士山虔誠而純粹的景仰，也將優雅細緻的日式精神揉合於日常的設計語彙。FUJI 如同遠方定立著的富士山，溫樸的輪廓延綿，流露知心的詩境哲學。

FUJI 的上下雙重光氛明亮勻淨，口吹白玉玻璃散發和煦柔光，厚薄不均的特性使得每顆玻璃透出的亮度不一，宛若太陽光透過不同厚度雲層的自然氳氳。主要光線則向下聚集，CRI>90 的高顯色性點亮優質生活起居，點燈熄影之間，FUJI 靜佇於各式空間盡是清新而穩實的力量。

P12 的特殊吊掛設計，讓電線經由掛勾決定視覺延伸，實現一燈多用，不同場域之間甚至透過電線，如同拉起傳聲筒，展開跨場域對話，星羅棋布的牽引之下顯現空間張力。

Impressed by respect and love for FUJI mountain in Japanese culture, designer poetically characterized the FUJI. To express the mild impression, she utilizes a spherical opal glass to interpret the rising sun. Moreover, concentrated downward illumination meets the needs of work purpose. With a high CRI>90 LED source, the FUJI emits splendid amount of lighting, emulating the great powers of sunlight. With such high capabilities, impressively FUJI can also provide for a soft luminous performance with the diffuser beneath.

Complementing the overall design, the delicate shade prevents direct glare, and provides for a smooth touch. With multiple choices of finish color and composition, FUJI is able to customize various lighting solution, showing true concept of modern lighting: perfect adaptability to every space.




—— 「試圖讓想像與現實達到理想平衡」

設計師 都業勤

"Find an ideally balance between imagination and reason"

兼具設計師與插畫家身份，Dou 筆下作品洋溢與生俱來的純摯，她創造的，是片讓人脫離引力拉扯的新宇宙，線條中的活力，相互碰撞著內心想望，往往在出其不意間，發射誘動大腦的驚喜火箭！透過多重的感知試驗，Dou 溫柔地引領我們探索生活的他種可能。

*Dou is both a designer and illustrator. Her works speak of her innate innocence, and they take you to another universe free from the weight of gravity. The dynamic contours make your inner aspirations tremble, unexpectedly igniting amazing sparks in your mind! Through perceptual experiences, Dou gently leads us to explore the possibilities of life.*





通常什麼樣的設計，你會選「玻璃」作為燈具主材質？

如果希望光線在空間產生漫射的效果，玻璃會是不錯的選擇。它本身的紋路、口吹玻璃天然的工藝痕跡（大小不一的氣泡），甚至是厚度，都會影響光衍生成不一樣的情境畫面，還能有若隱若現的神秘感。

設計「FUJI」時，如何決定以白玉玻璃作為光氛載體？

會選用白玉玻璃，是因為我很喜歡白玉玻璃透出來的光線，它給人一種微微點亮空間的感覺。

我主要會依據設計想要呈現什麼樣的光氛，決定使用的玻璃種類。同上一題提到，不同工法處理的玻璃會產生各種效果，像「噴砂」、「白玉」都是霧面狀態，但傳遞的光氛感受就差異滿大的。

你認為玻璃燈的優點有哪些？

玻璃燈的光比較客氣內斂，相較於其他材質它更能賦予一種溫柔的質地，我們也會在一些金屬燈底下，加入玻璃遮光罩來修飾光氛，讓光更加柔和細緻。如果追求視覺上的漫射效果，玻璃也具備了這項特點。

另外一點，儘管有些人覺得是缺點，但對我來說是優點，也就是口吹玻璃的獨特性——每一顆口吹玻璃都會自然生成不一樣的紋理和氣泡，這是金屬加工法無法呈現的特色。你可以享有獨一無二的成品，某個程度其實也是種藝術品收藏，所以我一直很想扭轉大家認知中要一致性的形象。

**What kind of designs would you use “glass” as the material of the lamp?**

Glass is a good choice if you want diffused lighting in a space. Its texture, the craftsmanship of blown glass (bubbles of different sizes), and even thickness will affect the lighting, creating different atmospheres. It also gives a mysterious, obscure lighting effect. These are all fascinating mediums.

**When designing “FUJI,” how did you decide on opal glass as the medium of the lighting atmosphere?**

I chose opal glass because I really like the light that shines through the glass. It gives a dimly lit effect.

I select the type of glass based on the lighting atmosphere of the design. As I mentioned in the previous question, different crafting techniques will produce different effects. For example, “sandblasting” and “opal” glass are both matte, but the lighting atmosphere they convey is very different.

**What do you think are the advantages of glass lamps?**

The light of glass lamps is more muted. Compared to other materials, glass has a softer quality. We put a glass diffuser under some metal lamps to enhance the atmosphere and make the lighting softer and more delicate. Visually, glass can also produce a diffused lighting effect.

In addition, although some customers think it is a flaw, I think it is an advantage, and that is the unique characteristic of blown glass. Every blown glass has a different texture and bubbles that are not seen in metalworking. You can have a product that is one of a kind, which is actually kind of like collecting artwork. So, I have always wanted to change people's minds about consistency.





### 設計燈具最在乎哪些事？

設計時，我偏先想像喜歡的樣子，再把這個東西放到空間裡面。可能因為過去有藝術相關的背景，所以有時會在乎幻想中的情境，大於使用者實際使用的狀況，這會讓我陷入感性跟理性相互拉扯的局勢。因為設計不是純藝術，大部分時候要滿足使用者需求，勝過幻想中最喜歡的樣子。所以首要考慮的還是實用性、搭配度、本身性能，等這些都兼具之後，就會盡量把人引導進我的幻想光景，試圖讓想像與現實達到理想的平衡。雖然不容易，卻是我想努力實踐的方向。

### 就你個人觀察，國內外使用者的用燈習慣有什麼差別？

每個地區因緯度、建築形式不同，不管是使用情境或對光的需求差異都很大。例如住宅空間比較小的地區，由於能走動的範圍相對珍貴，燈最好是越小越不佔空間；又或者像歐美一些老宅，先天的建築條件，以致於他們反而喜歡用可移動式的燈款，如立燈來照亮室內，需要的亮度也不太相同。中高緯度國家的使用者會更在乎局部光氛的營造，勝過全室通亮的情況，不過滿樂見的是，現在台灣有越來越多人也會注重起局部光氛的運用。

### 承上題，這是否會影響你的設計思考？

多少一定會有影響，因為喜的同時銷售到許多國家，而設計的目的就是滿足最大的需求，所以設計研發時會有更多需要注意的地方。如果不在乎這些需求和使用形式的話，甚至會造成無形的「設計浪費」，像是明明不需要那麼亮的燈，可是卻配了過亮的光源，因此必須配置更高瓦數的驅動器來匹配，導致損耗的電能也更多。

這一年來，我們盡力避免這樣的浪費產生，不斷摸索什麼樣的執行方法，會讓光符合質感需求之餘，不造成額外的浪費。這個過程很有趣，但確實讓設計的難度提高許多，因為不只是設計師，整個團隊都必須更加洞悉每一個細節安排。

### What do you pay most attention to when designing lamps?

When designing a lamp, I imagine what I want it to look like and then place it in a room in my mind. I come from an art background, so that may be why I sometimes focus on the scenarios in my mind more than the experience of the user. This puts me in a dilemma between sentimental and rational thinking. Design is not just about art. Most of the time, you need to meet the needs of the user more than creating your ideal design. Therefore, the priorities are still practicality, arrangement, and functionality. When all of these are in place, I will try to lead people into my fantasy and find a balance between imagination and reality. This is not easy, but it is a goal I want to achieve.

### What are the differences between the way people use lamps in Taiwan and other countries?

The way people use lamps and their need for lamps vary in different regions because of the different latitudes and architectural styles. For example, in areas with smaller residences, the lamps must be as small as possible because there is little space for movement. As for old houses in Europe and America, because of the architectural condition, people like to use portable lamps. They use floor lamps to light up the room, and the brightness they need is also different. Lamp usage in middle to high latitude countries is more about localized lighting atmosphere than total illumination of the entire room. But I am happy to say that more and more people in Taiwan are starting to pay attention to the localized lighting atmosphere at home.

### As mentioned in the previous question, would this affect your design thinking?

I would say more or less because SEED's lamps are sold to many countries. The purpose of design is to meet the general demand, so there are more aspects to consider in design and development. If we neglect the demands and usage, it would sometimes lead to a "waste of design." For example, equipping a lamp that does not need to be very bright with a light source that is too bright requires higher wattage drivers, which will cause more power consumption.

We have tried to prevent such waste in the past year, constantly finding a way to maintain lamp quality without causing waste. This is a very interesting process, but it has made designing lamps much more challenging because the entire team, not just the designer, must know all of the details back to front.



Photo Credit : Indot Design

除了產品本身，你連同包裝設計也一併參與執行。這之中有什麼思維？

我覺得一個好產品的成功要件，絕對不會只是產品本身，從收到貨開始的每個流程，都應該是一個很好的情境體驗，讓人從看到產品到買回家都有幸福的感覺！這些步驟都是小驚喜，讓人在使用時，產生更多聯想和回憶。所以我個人非常喜歡執行產品設計的完整流程。

我自己每一段好的開箱回憶，都會變成很重要的記憶點，這些小細節讓我覺得消費很值得，對物件的印象因此更加深刻。開箱只有一次，打開後就算再裝回去，也裝不回原本的樣子，所以那一次的儀式感格外重要。我們也陸續在包裝上進行改變，例如加入零件包，都是希望提升客戶的參與體驗。

**Besides the product itself, you also participate in package design. What are your thoughts on this?**

I think the key to the success of a product is not just the product itself. From receiving the product, the packaging, the manual to the installation, every step should be a great experience. We want people to be happy when they see the product and when they take it home with them. Each step is a surprise, and these surprises will form connections and memories in people's hearts when they use the product. This is why I like to follow through with the entire process of product design.

Every unboxing I have done has become a meaningful memory. These little details make me feel that the product is worth the money, and it leaves a deeper imprint in my mind. You can only unbox something once. Even if you put it back after opening the package, it will not be the way it was before. This is why the first unboxing ritual is particularly important. We have continued to make changes to our packaging, such as adding a parts kit, because we want to increase customer participation.

**家裡有一盞好燈的意義和必要性為何？**

我覺得家裡有好燈的意義，主要是一種營造儀式感的表現。

儀式感其實有滿多呈現方式，燈光是其中一個可以輕鬆改變情景和氛圍的作法，我們不用花時間去調整家裡物件的排列組合，光是藉由燈的色溫和亮度，就可以達到氛圍的差異營造。就如同太陽讓我們有一日的時間差異，節氣促使人感受四季變化，好燈也一樣，它讓空間有更多表情。我在住處放了三盞燈，各會在不同的時間點點亮他們，如此一來尤其在 WFH 期間，更能讓自己感知在家的時間感和趣味變化。

**What is the purpose and necessity of having good lamps at home?**

I think it is important to have good lamps at home because they give a sense of ritual to life.

There are many ways to create a sense of ritual. Lamps are one of them, and they can change the setting and mood very easily. You do not need to spend a lot of time rearranging the items at home. The color temperature and brightness of the light alone can provide different atmospheres. This is just like the different times of day defined by the sun and changes in seasons marked by the solar terms. It is the same with quality lamps because they can create a variety of expressions in a room. I have three lamps at home, and I turn on each one at different times. This helps me differentiate the times of day at home, and it livens things up, especially during the work from home period.



## 海克力士

By Chen, Chao Cheng 陳昭成 / Li, Hui Lun 李慧倫, 2017

靈感取自希臘神話半人半神的大力士 - HERCULES，設計師將他驍勇善戰、擊退惡勢力帶來光明的精神，注入燈具靈魂。彈頭型燈罩象徵和平的守護，微彎的身軀，則隱喻耀眼不忘謙虛的處事道理。為了貼近使用者生活體驗，整盞燈擁有多處調節的結構裝置。它像是自信得體的紳士，時而謙虛時而挺拔，投射出獨特優雅的光氛美學。

The HERCULES series was launched as tribute to the strong, courageous character of Greek mythology. Featuring brilliant mechanical structures while maintaining the essential spirit of design, the HERCULES provides a stunning balance between form and function. Users can turn on and dim the LED light via a swirling switch, adjust the rotating shade and create a perfectly placed arc with the simple move of a lever. The Hercules is strong yet flexible enough to fit your specific lighting needs.



## 無敵

By Li, Hui Lun 李慧倫, 2018

大人的成熟姿態，來自柔軟的處事間，依然朝著光向直指前進。HOODIE 的大頭盔邊角圓潤，初熟紋理藏不住無懼的冒險精神。只要邁出新的步伐，勇敢探索世界的脈絡，就能帶來點亮生活的新發現！

漸進調光和可轉動燈罩細膩量身，白玉玻璃透徹如心，光滑內烤漆的光也均勻無瑕。因應租屋現代需求，無敵的招式不只一種，USB 滿充電力後，可做為桌燈、也可掛於牆面作為壁燈，亦可隨身攜帶作為營燈（不防水）。

With opal glass and whimsical frame, HOODIE embodies an elf-like adventurer who is ready to brave the world and embark on its next adventure. HOODIE comes equipped with stepless dimming control that allows you to adjust the light to that perfect luminance. As a rechargeable light source, HOODIE can conveniently transition from being a wall sconce to table Lamp. Take HOODIE everywhere, reap full benefits of its wireless agility, and plunge into your next exciting journey together!



By Chang, Huan Rou 張幻柔, 2020

圓一字以音義表「環」和「圍」。  
靈感取自東方庭園建築 - 月門，新生代設計師幻柔，為宮廷古劇中的造景吸引，也許是屋外英姿颯爽的百年梧桐，或是變化萬千的天外物色，萌生了以圓環框景留住美色的念頭。HUAN 悄悄引光入室，與金屬框桿折射的光影相呼應，於屋中形成獨特的框景美學。HUAN 系列以多款自然大地色系，輔以金屬光澤，為多元的居家空間注入柔美風采。

"I want to capture the scenery with the ring frame, just like Moon Gate did in the quaint garden." Designer Rou said cheerfully.

Inspired from a unique, oriental, landscaping architecture "Moon Gate", HUAN was created by the young designer Rou who was attracted by this poetic idea and applied it to her lighting design. It simply brings us beautiful light and a great picture you expect as imaging. HUAN offers a series of matching colors inspired from the nature, infusing the scene and light into spaces in various style.

——「美好光氛讓使用者彼此更加親近」

### 設計師 張幻柔

“Beautiful light atmosphere brings people closer together”

溫婉的外表內含天馬行空的性格，Rou 經常語出驚人，引發用餐席間的歡笑滿堂。她細微的洞察力，讓人總能在她身上看見最原初的好奇心。喜歡發散性思考，任新的想法自原點跳脫，最終在各處綻成燦爛創意煙花。藉由作品 FIREFLY 帶著自身的新穎柔美，開展了理想的第一步。

*Underneath her gentle demeanor is an imaginative personality. Rou often makes unexpected remarks and fills the room with laughter. Her subtle insight always reveals the pure curiosity in her heart. She likes to think divergently so new ideas can fly out of the box and blossom into sparks of creativity everywhere. With her work Firefly and its novelty and elegance, she takes the first step of her dream.*



#### 通常如何找尋靈感？

與其說當下開始找尋靈感，我更偏向平常就在建立靈感資料庫。我喜歡到處走走看看，一發現有趣的事物，不管是物品或某個牆面、建築物的花磚，我都會把它們紀錄下來，加上我很樂衷重複看舊照片，常常畫一畫會發覺，這個型好像跟當時某段回憶有關。也因此我的設計不太有固定風格，大多依照腦中的印象發展外型，看自己對什麼有感覺來設計。

#### How do you find inspiration?

Rather than finding inspiration in the moment, I prefer building a library of inspirations on a regular basis. I like to walk around and observe things. When I find something interesting, whether it is an object or the tiles on a wall or building, I will take a picture of it. I also like to look at old photos over and over again. When I am drawing, I often notice that the design seems to be connected to a memory, so my designs have always been quite random without a consistent style. I mostly create the look based on the impression in my mind and make designs as I wish.



#### 哪些因素會影響你的設計發展？

我會先從情境開始思考。大部分時間我比較常看室內空間的設計，反而不太會一直看產品。先從室內空間圖開始發想，閉上眼睛，把自己投射在裡頭，想著這裡會適合什麼樣子的燈呢？

另一種情形就是心裡已經想好要營造什麼光氛，進而發展外型，同時也定調未來可以搭配的風格類型，連帶接下來的渲染情境都會互相符合。設計的過程我很在乎「空間」，因為有些產品單獨看很棒，但不一定有適合的場域搭配；畢竟光大多時候是扮演綠葉的角色，如果在前期設計就能把空間帶入，之後的接受度自然會更高。

#### What factors affect your design process?

I will start by thinking about the setting. I look at interior space designs most of the time rather than just focusing on the product. First, I will picture the interior space plan in my mind. I will close my eyes, put myself in the room, sit on the chair, and think about what kind of light will fit here.

But when I already have a lighting atmosphere in mind, I will design the look and define the potential styles that match the lighting, and the scenarios will start to fall into place. I focus a lot on “space” during the design process because some products look great on their own but may not fit in a space. Since lighting is often a foil for other elements, if space is considered at the beginning of the design process, the lighting will work better later on.

## DESIGNER PORTRAITS / ROU

### 設計金屬燈有哪些需要特別注意的地方

雖然這樣講很籠統，但其實所有的地方都要注意。由於金屬燈相對是質感較高的燈具，如果能展現製造的工藝精髓，以及做工精緻度的部分，便能達到更加分的效果。譬如「圓」這盞燈，就一定要有經驗的師傅操作，才能讓焊接的地方看起來是一體，而不像兩個管子分開焊接。

### 你認為金屬燈就現代空間而言，有什麼樣的搭配優點？

我覺得金屬燈可以帶出整體空間的高級大器感。金屬燈相對是精緻化的產品，藉由材質本身的份量和做工，置放在空間裡頭往往跟場域相互映襯，可以有加乘的效果。

### 「圓」這盞燈從設計到成品時，曾遇到什麼挑戰和困難嗎？

遇到最多的難點應該是光源的結構和解決眩光問題的部分。其實一開始這盞燈想要用 LED，後來因為諸多考量，調整成燈泡類型。但 SEED 燈通常不會讓人看到燈泡，產生眩光的問題，所以就決定額外加入一個遮光罩。由於原本燈具的線條設計，我們得嘗試新的遮光罩固定方式，跟工程部來回調整了好多種可能後，才找出現在最合適的樣子。

### 「圓」算是品牌吊燈系列中，嘗試特殊色的設計，當時想法是什麼？

設計圓的時候，我想說既然這盞燈的造型偏強烈的裝飾性，會不會也能延續這份性格，跳脫品牌的主色系來點新風貌？所以就嘗試了低彩度的綠色。會選擇這個顏色，是因為我發現這幾年大家常用植物來搭配住宅，因此家中或多或少都會帶點綠色可以呼應。另外的海軍藍則是之前曾有過的配色，再延伸到吊燈使用。

### 看到設計變「成品」的當下，是什麼心情呢？

每次這個時候就是最緊張的時刻。因為在這之前，我們全部都是用 3D 討論調整，但成品才是最關鍵的部分。燈具不只是外型，還要有光氛和光影的效果，只有真正看到實體，我們才能真實感受這盞燈的所有細節。我也會緊張是否其他人喜歡這個設計，畢竟產品不能只有設計者自己喜歡，當其他人也在檢視，我滿期待他們的回應是什麼。

### What are the things to keep in mind in designing metal lamps?

This is not very specific, but you need to pay attention to everything. Metal lamps are relatively higher in quality, so if they can display the essence and meticulousness of manufacturing craftsmanship, they can make the space look better. For example, the "Huan" lamp must be made by an experienced professional to make the welded metal look like a single piece instead of two separate tubes welded together.

### What are the advantages of metal lamps in modern spaces?

I think metal lamps can give the space a sense of elegance and grandeur. Metal lamps are relatively more refined. Because of the weight and craftsmanship of the material, the lamp enhances the space, and they complement each other.

### Were there any challenges from the design to the finished product of "Huan"?


In the beginning, we wanted to use LEDs for the lamp. But after many considerations, we went with replaceable bulbs. However, the light sources of SEED's collections are usually invisible to prevent glare. So, we decided to include a diffuser. We had to find a new way to fix the diffuser in place because of how the contour was designed. After several back and forths with the engineering department, we finally came up with the best design that you see now.

### Among SEED's pendants, Huan has a unique color. What was the idea behind it?

When designing Huan, I thought since it is extremely eye-catching due to its volume, maybe I can create a new look along the same lines and venture out of SEED's main color scheme. So, I chose a low-chroma green because I found that people have been decorating their houses with plants in recent years. There must be some shades of green in the house that will match the lamp. The other color, navy blue, is one that I used before and chose again for this pendant.

### How do you feel when you see the "finished product" of your design?

This is always the most nerve-racking moment. Prior to this, we discuss all of the adjustments in 3D, but the finished product is the most important. It is not just about what the lamp looks like; it is also about the lighting atmosphere and the light and shadow that is quite unpredictable. Only when we see the actual product will we truly feel every detail of the lamp. I am also anxious about whether people will like the design. After all, the designer should not be the only one who likes the product. I am always excited to see how people respond to the product when they see it.





妳認為人與燈之間有什麼樣的關係

我覺得美好的光氛可以變成療癒生活的一部分。像是下班後回到家，我習慣把桌燈打開，其他角落就不開燈，一個人享受當下安靜的氛圍。聽聽音樂、寫日記，讓自己從工作的情緒轉換為愜意放鬆的狀態。

What do you think is the connection between people and lights?

I think a beautiful lighting atmosphere can be therapeutic in everyday life. For example, when I get home from work, I like to turn on the table lamp and leave the other lights off to enjoy the quiet moment. I will listen to some music and write in my diary to wind down from the work day.

除了照明，你還希望自己作品能為使用者帶來什麼感受

其實產品設計就是為了改善人們的生活。以我自己為例，我們日前把老家非常久遠的電扇燈換成喜的燈，讓以前都是下照的光改成往上打；有了間接光氛之後，大家開始覺得這裡很舒服，想待在那邊聊天，也會討論要增加什麼傢俱讓這裡更舒服。藉由光氛的魅力，把家人聚集在同個地方，甚至會產生無形的化學變化，更在乎環境的舒適度。所以我希望我能設計出美好的光氛，讓使用者彼此更加親近，享受生活的樂趣。

Besides illumination, what do you hope your work can bring to those who use it?

The purpose of product design is to improve people's lives. Take me as an example. We just replaced the old ceiling fan lamp in the house in my hometown with SEED's lamp. It used to be downlighting, but now it is uplighting. This indirect lighting makes people feel comfortable and want to stay here to chat. We also talk about what furniture can be added to make the place even more comfortable. The warmth of a lighting atmosphere can gather the family in one place and even change the chemistry in the room, and everyone starts to pay more attention to the comfort of the room. So, I hope I can design beautiful lighting atmospheres that can bring people together to experience the joys of life.





## 悠悠

By Chen, Chao Cheng 陳昭成, 1994/2017

隨著溜溜球一上一下，心情彷彿也在這反覆之中獲得宣洩。JOJO 的平衡裝置，可以讓你隨時調整燈罩高度，伴著口吹玻璃滲透出溫暖光量，像音符般譜出每日的心情樂章。新版 LED 吊燈還原設計師於 1994 年設計初表，上下兩抹圓潤象徵圓滿喜樂；藉由光氛，我們傳達對居家的真摯祝福。

With and a height-adjustable shade inspired by the movement of Yo-Yo, the JoJo pendant is in a traditional shape with modern sensibilities. Lit with an LED lightsource, the JOJO casts a gentle, calm illumination through the mouth-blown opal shade.

## 高高低低，溜著每天的光影心情

### The bouncing notes

Meiric 於 1994 年透過獨家設計的平衡裝置，將溜溜球的童趣融入 JOJO 悠悠燈具。這看似簡單的原理背後，深藏哪些設計與製造間的思維與藝術呢？

JOJO 主要運用了物理學上下滑動的滑輪原理：當燈罩和配重塊的重量達到平衡，燈罩在滑動後就能定在空中。其實生活中早有「滑輪式燈具」，只是大多受限於電氣結構，整體看起來厚重而單一。期待在維持視覺美感的同時，兼顧效能及安全性，我們進而將 JOJO 進行全面優化。

#### 電線不電 - 裸銅編織線

為了使外觀看起來更精巧，當年改用光效更好且小巧的低壓鹵素燈泡，並訂製了「單芯銅網編織線」取代一般電線。除了纖細，這條以 320 股細銅絲交織而成的線，比一般電線更加柔韌，大大減少因摩擦所造成的線材耗損。這種「裸線」可使用在低壓燈具（輸出電壓低於 50V），即便直接觸碰電線，也不會有觸電的危險。電源亦設置自動保護機制，無論是電線交纏造成短路、瞬間電流過載，都會自動斷電並復位，保障使用者安全與燈具的耐用性。

#### 滾輪不滾 - 靜止的定滑輪

另一個難題，來自 JOJO 散發著溫暖光量的玻璃燈罩——由於是手工口吹製成，每顆玻璃之間的重量略有不同；然而平衡的配重塊卻是一致的重量，導致過重的玻璃燈罩會緩緩滑落。為了克服這個問題，工程團隊將目光轉向壁蓋上的「定滑輪」。將「摩擦力」納入滑輪的結構設計，讓「滑輪靜止不滾動」，也增加銅線在輪槽內的摩擦係數，以吸收玻璃燈罩的重量公差，讓 JOJO 能夠穩妥地平衡在空中。

Inspired by spinning Yo-Yo. In 1994, Meiric masterfully captures childlike innocence in his creation of the JOJO pendant. Looking like a musical note on a pentagram, users are able to adjust the wire length swiftly by pulling its oblate lampshade up-and-down to generate a lighting scenario with some personal touch.

"How is it made?" From time to time we get questions like that.

Physically, the basic principles of pulleys inhibit many mechanical advantages - i.e., redirecting the force required to lift an object - to keep the shade balanced while sliding up-and-down along the track. Yet there exist limitations that can be caused by live electrical parts resulting in complex structure as we can see in general lighting designs. Meiric had seen the functionality of pulleys being applied on lighting, as well as the need of reducing unnecessary complexities.

#### Basic principles bring peace to the world

Like a spinning yo-yo, the cable height can be easily adjusted by holding the opal mouth-blown glass shade and sliding vertically; And the shade will remain steady when the hand is off. The key to keeping the shade still and steady is dependent on the counter weight. In the oblate spheroid, the counter weight successfully balances the uneven thickness of each mouth-blown glass. The coefficient of friction between the wire and the pulley is also a variable that must be taken into account. With another set of fixed pulleys under the canopy, it absorbs over-weighted glass shades. So users are able to pull it down for more luminance while reading or working, or push it up for ambience.

The tinned copper braided wire of JOJO has also had an instrumental effect, not just on electric conduction and aesthetic consideration with its delicateness, but also how the bare wire works finely with the pulley because of its strength and flexibility. Never should you worry about the lamp shorting out when wires go twist, as soon as an overcurrent is detected, the overload protection will break the circuit temporarily and return to normal operation.



Tinned copper braided wire 裸銅編織線



Fixed pulleys 定滑輪



Photo Credit : Moby interior Design

#### 回到初衷的設計重現

「其實圓形的配重塊，才是我原本的設計。」那天翻開了 Meiric 記憶的盒子，他不經意說出這句。伴隨時代發展，LED 技術純熟，2017 年 JOJO 重新設計為 LED 版本，不僅外型輪廓還原最初的想像，實用上更提升了照度且降低耗能。三十年經典再現，JOJO LED 順應環保趨勢重生。

「有時理想雖然暫時無法實現，也要把它放在心上，未來的某一天，可能就會實現了。」他微笑說著。

#### Yesterday once more

"Guess what, the oblate spheroid counter weight is literally my original idea." says Meiric randomly. JOJO has been welcomed for decades, along with the technology development of LED, in 2017 it was redesigned replacing halogen with LED light source and brought this alive. The new JOJO not only has the appearance neatly aligned with the designer's desire, the LED light source within JOJO is highly efficient compared to the power consumed, with a lifetime of more than 50,000 hours lasting for a long time.



## 紳光

By Chen, Chao Cheng / Jack Wan 陳昭成 / 萬華, 2017

家族成員豐富的 LAITO 系列，各自散發不同性格風範。LAITO Gentle 紳光像是家族中品味獨特、注重日常穿搭與生活態度的紳士代表。自衣領、袖扣、錶件到襪子鞋履，無一不是精準細膩的拿捏展現。我們將這份態度融入燈體靈魂，時髦復古的烤漆刷色，透過金屬配件強化風格及吸睛效果，為熱愛生活、獨具美學觀點的現代男士，打造一盞居家絕佳夥伴。

The LAITO Gentle is inspired by modern gentlemen who are particularly reckoned to be properly-dressed, caring for details along with exquisite taste. This is a design which shows mechanical intelligence and vintage aesthetics to great advantages. Height is allowed to be suitable with the rotary lamp arm, together with the lampshade; the LAITO Gentle provides a multi-direction adjustment function. It is elegantly matched with refined hues to perform the best mate every man should keep.



## 光

By Chen, Chao Cheng 陳昭成 / Kuo, Keng Dian 郭庚典, 2017

LAI TO 是日文的「ライト」光明之意。燈罩是現代主義中超過百年的燈飾經典造型。LAI TO Mega 的圓規式傾角設計、可 350° 轉動的燈罩魚骨結構，搭配上下移動的中柱，適用於現代生活的複合式多元居家空間。俐落的線條、霧面烤漆與局部銅色點綴，重新定義都市低調與簡單的性格，同時也闡述對復古的眷戀。

The LAITO's vintage shape brings back the silhouette of what lamps use to look like when you walked into a bank or library back in the day. LAITO Mega features its "compass" device for tilting, the "fishbone" structure for shade rotating, and a pole fixed on the wall for up-and-down adjustment. It is versatile to adapt to a multi-purpose room in contemporary spaces, yet still appears in the form of simplicity.

Photo Credit : UZ-Design



Photo Credit : White Interior Design

## 微光

By Chen, Chao Cheng 陳昭成, 2017

『生活就該不斷地動來動去。』近年來運動已不僅是口號，更是顯現個人的生命態度。主張運動樂活的設計師將「動」的因子注入設計，結合 SEED 兩大獨家「fish-bone」與「SCA 結構」( Slim Co-Axial arm )，壁燈從頭到尾皆能調整，不僅適合作為床頭、沙發用途，工作室或是做菜檯的照明任務，都可優雅地在轉動間演繹獨特實用的空間美學。

The smallest Laito in the series, the mini wall lamp has inherited the classic streamlined look and flexible functionality of its larger counterparts.

It offers two types to choose. The mini WL version is with an adjustable arm and shade the wall mounted lamp can be perfectly positioned for your task at hand. As with the rest of the LAITO series aesthetic is never compromised by function.



玻光

By Chen, Chao Cheng 陳昭成, 2017

手工口吹玻璃，擁抱機器仿效不出的樸實風貌，這一顆顆捧在手心上的輕透溫潤，承載工匠自學徒到老師傅所逝去的年華份量。玻光系列汲取夜色裡粼粼波光的意象，立燈纖細柔美的外表下藏有貼心小心機：藉由凹起的底盤，達到延伸光氛跨距的目的。同時，亦讓整盞燈宛如一名踮著腳尖、保持最佳儀態的舞者，在點燈的霎那綻放居家高雅迷人的景緻。

In keeping with the LAITO series vintage heritage the LAITO Opal adds softness to the classic, streamlined shape, evoking a subdued glow of years gone by. It can be perfectly positioned for your task at hand. As with the rest of the Laito series aesthetic is never compromised by function.






## 拉魯

By Chen, Chao Cheng 陳昭成, 2014

座落於日月潭上的小島，是邵族祖先躬身耕耘、孕育血脈至最終安息的聖土。LALU 取此寓意，將蕙鬱山林與翠澈水景交融的影像，化做夜色蒼茫中的一絲靜謐。隨著環境意識抬頭，新一代 LALU+ 重新演繹經典，以金屬取代玻璃，外型更具張力，功能亦有革新，使用者可依需求，由「一」至「十」轉動燈桿角度，彷彿翻轉農光氛於居家之中。

The LALU+ collection has been beloved and highly welcomed since first launch. The brilliant feature of rotated linear fixture enhances the interaction with users. Keeping up the identity, we reinterpreted this fascinating item into LED version. There are wall lamp and two formations of suspensions. The chandelier allows to rotate each fixture, creating multiple expressions through layers; while the linear pendant makes charming match on table and kitchen island.







## 櫛

By Li, Hui Lun 李慧倫, 2017

台灣老式宅邸的生命敘事，圈圍在金屬條勾勒的鐵窗花之中，那多變獨特的圖騰，除了功能考量，亦沿襲家族根源的光景。LING 櫛宛如一名搭乘時光列車的詩人，遊走於懷舊與現代，記下兩種美學邂逅的悸動與火花。取材自鐵窗花的金屬框，恰到好處的留白，一點一滴收藏空間溫度與記憶；異材質燈罩的融合，流露典雅氣息，使用上不僅通透，創造雙重光氛質感，也能局部轉動，為日常蔓延趣味新意。

With a harmonious mingle of minimalism, let the LING shine through. Inspired by the beauty of patterned metal fences built around balconies and windows, LING Pendant 6 is a nostalgic well-orchestrated interlude. With an embedded LED light source the LING's adjustable pendant gracefully creates the perfect ever-changing lighting configuration to suit your various needs. With an airy grace, the LING Pendant 6 provides ample lighting yet remains clean and seamless.







## 嵐

By Chen, Chao Cheng 陳昭成, 2014

山林層巒疊翠，雲霧翻湧而變化於虛無縹緲間的農繞景象，若能捕捉住，時而欣賞，多麼令人快意！點綴空間盎然樣的 MIST 吊燈，經由老師傅多年經驗操刀，精彩地將大片風景與玻璃交融。似有若無的霧面噴砂處理，自底部雲湧而起，燈亮時的氤氳感，彷彿日出初醒的光絲，瀰漫於雲海間；熄燈時的 MIST，恰如朵朵白雲，輕躍天空。

Centuries ago, many Chinese poets composed beautiful poems inspired by intriguing mountainous sceneries. When standing on a mountaintop, people seem to be close enough to be able to touch the clouds with their fingertips and feel the mists against their faces. In dedication to those inspiring poems, we've created MIST in hopes to capture that very moment. MIST combines precision craftsmanship with laborious technique, sand-blasting every piece by hand. Turn the light on and MIST will calmly illuminate your surroundings.



# MIST LED

## 白露

By Chen, Chao Cheng 陳昭成, 2021

白露細緻而空靈，捎自緩緩凝結呈露的舒爽水氣，而沾染了些許潮濕氣息的清晨，瀰漫成輕搖擺盪的沁薄迷霧，似是涵泳在氤氳與輕透之間。新一代 MIST 延續砂霧唯美的外型並整合全新光學設計，手工玻璃與漸層內噴砂工藝的細膩交融，模糊了清澈與朦朧之間的界線，當光被細緻噴砂篩下，磨去銳利的稜角，時間彷彿慢了下來，柔暖光氛於焉漫溢釋放。

桌 / 立燈以冉冉飄昇的意象、倒置漫射的出光手法，導引光向量染出迷人光影，一體成形的 DJ 調光底座不留一絲多餘線條，輕輕滑推即可緩緩漸亮，讓燈光明暗變得有趣且耐人玩味。

The facelift model MIST LED features redesigned light source and revised styling inspired by the ethereal beauty of morning dew. Inherited by its signature design from the misty raindrop shade, the internal sandblasting treatment gradually blurs the translucent mouth-blown glass that distributes the brightness in a mysterious hazy form.

Table and floor lamps dimmed by "DJ dimmer", one of SEED's patents, which merges step-less dimming control into the base in a mechanical touch.

## 在玻璃燈抹上一陣晨霧

### A drop of golden sun

MIST 系列的漸層半透明玻璃，燈亮時，透著日出晨霧般的氤氳。為了留住這山林中巧遇的朦朧詩意，我們從手工口吹玻璃著手，一層一層，細細琢磨出獨到的漸層噴砂工藝。

#### 清澈與朦朧交融 - 漸層內部噴砂

傳統的噴砂技術，是以高壓氣體吹出石英砂顆粒，在表面上蝕刻後達到霧化效果。但是 MIST 理想中的雲霧裊繞感，無法以舊技術一步到位，另一方面，在玻璃外部噴砂，除了觸感較粗糙，更容易在觸摸後留下不易清除的指印。因此我們抽絲剝繭，研究出「漸層內部噴砂」工藝，在有限的內部空間，拿捏著顆粒大小與氣壓力道，既保留上層玻璃的清透，往下方更似有若無地，迷漫出水氣般的柔霧。

抱持光氛有最佳呈現，玻璃間的差異也盡可能縮小的念頭，我們特地為 MIST 訂製了專用治具，固定玻璃後，將高壓噴嘴伸入玻璃內，選用 80 目白色石英砂，依序以三種氣壓進行噴砂。先以低氣壓進行 1 分鐘的薄霧打底，接著提高氣壓值，由下而上地持續 3 分鐘的較濃霧化，最後再以高氣壓，往玻璃底部噴砂 3 分鐘做最後修容。三階段完成後，倒出玻璃內的石英砂，MIST 燈罩才算大功告成。


As though walking in the morning fog, the MIST attempts to capture the very moment in which the light reveals itself from the translucence in-between the mouth-blown glass.

#### Refined process of the interior sandblasting

While sandblasting is usually processed by machine to change the condition of a hard surface efficiently, it would eventually leave unremovable fingerprints on the exterior of the glass shade. Additionally, the traditional sandblasting method cannot satisfy that uniquely translucent color demand. The challenge exists in the treating of the inside surface of the glass shade from bottom-up through a portable blaster in a limited open space. The coloring process requires a carefully choreographed technique that has been developed by the R&D team in response to the design, in a series of sophisticated calculations and experiments on the factors - the size of quartz sand, and the air pressure - to perform the gradually cloudy MIST lamp shade.

Although the exceptional craftsmanship of mouth-blown and sand-blasting have made each glass shade so unique that it's hard to focus on the end result of how the light reflects through glass. At the last phase the R&D team is dedicated to standardize each glass for an ideal lighting effect, by customized jigs and fixtures holding the shade, then gradually forcing quartz sand inside by high speeds using compressed air with the sequence from bottom-to-up, to complete the "MIST" of the shade.





#### 流動凝結的剎那 - 手工口吹玻璃

MIST 的口吹玻璃，仰賴的是師傅對火候與手感的長年經驗累積。頂著窯爐裡傳出的陣陣熱氣，師傅以吹管沾取攝氏 1300 度的玻璃熔膏，配合著呼吸的節奏，一面朝著管內吹氣、雙手快速轉動，玻璃也隨之膨脹成形。再放至回火爐的輸送帶上，逐步緩慢地降溫，以提高玻璃強韌度。成功通過回火爐、出現在隧道口另一邊的，便是一顆完整的口吹玻璃錐形。

#### Seize the moment of the flow

Thanks to the skilled craftsmen with years of experience as well as the essence of supreme dedication, the master blowers dip the 1300 °C red-hot molten glass with a blowpipe to inflate the glass, all the while, all the while, rotating the pipe speedily and steadily until it gets the intended shape. The solid glass is placed into the glory holes to keep it hot enough for forming. It is then removed to the annealers to slowly cool the glass to prevent cracking. Every process makes each piece of mouth-blown glass so unique due to the beautiful irregularities made by hand. The end result is extremely alluring and with an added touch of elegance.





#### 晨霧中的日光初醒

經過漸層噴砂的 MIST 燈罩，搭配陽光般 CRI>95 的高演色性光源，以及 56 度窄角光學透鏡，光的分佈恰到好處。燈具下方集中灑落的光線，讓人徜徉在飽滿的明亮之中；而側面散透而出的光，正好被漸層的霧化篩下，在空間中溫柔釋放。無論自哪一個角度望去，玻璃和噴砂的細膩交融，模糊了明亮與柔光，清澈與朦朧的界線。

#### Awakened sun in the mist

Embedded with high performance LED CRI>95 as natural as sunlight, and the high-efficiency 56-degree angle optical lens, the excellent light quality sets off the finesse of the translucent glass shade and gives that fantastic glow inside in a mysterious hazy form.

The surface treatment of glass has also had an instrumental effect. Besides aesthetic considerations, from a practicality standpoint, master craftsmen also take into account how the lights were designed in ensuring the end product remains bright enough, yet avoiding glare by narrowing down the beam angle.



MOAI Pendant L



MOAI Pendant M / L / XL / S

## 摩艾

By Chen, Chao Cheng 陳昭成, 2017

這是一盞「會呼吸的燈」，在吐納間散放細緻光氛。MOAI 靈感取自復活節島上的摩艾石像，設計師描其輪廓，結合薄玻璃透視效果與金屬亮面質感，為現代人奔忙的生活步伐捎來一絲徐緩氣息。簡約剔透的外型能自在穿梭於現代留白的寧靜場域及瀟灑復古風味的人文空間；微小光束顆粒在玻璃內部來回漫射碰撞，隨著不同視角轉化成厚薄不一的精巧光蛋，增添空間趣味。

When illuminated the MOAI provides an atmospheric, ambient glow as light moves through the sphere and bounces off the clear glass shade creating an unique egg-shaped reflection. A beautiful silhouette reminiscent of the stone statues of Easter Island, the MOAI is dynamic whether on or off.





## 目木

By Kuo, Keng Dian 郭庚典, 2015

目木由年輕設計師所設計，研習木工多年的他，精心結合前端科技與木頭特性，將高演色性光源嵌入流線俐落的金屬燈體，而自然的木紋則相合在燈體兩側，混搭出溫和而沈靜的舒心感受。疲累時望見「目木」，彷彿身在蒼鬱林木中，吐納那片療癒人心的自然美景。

Designer Dian has been mastering the artistry of woodworking for years, who always has an appreciation towards the organic nature the material exhibits. In MUMU, he utilizes the coolness of metal married with LED light source, and counter-balances this with the warmth of the wood on both ends of the lampshade.





## OLO

By Li, Hui Lun 李慧倫, 2018

網路世代的蓬勃發展，演化出當代特有的符碼文化，我們所習慣的單字，不僅存在著傳統字典中明訂的意涵，更衍生成顯自由想像力的獨到定義；OLO 揉合文字和新生代符碼概念，在光的領域注入一股文化新浪潮。

字面三個英文字母，象徵圖像中的雙眼與鼻子，少了底部嘴型，任觀者恣意解釋所欲傳達的表情。設計師將這份意念延伸至燈具，運用簡單的幾何構件，聯手塑造一個迷樣的留白境地。壁燈近乎 360 度轉動功能和觸控式調光，伸手便能輕鬆調整方向和亮度，於此鼓勵人人化身場域導演，親自編排光氛與環境間的契合距離。

OLO originates from a circle or a line. Using the basic elements to create the picture of a light, designer White challenges our every imagination by series that is designed to be limitless in possibilities.

Rotatable lamp shade embedded in cutting-edge design of hollow circle with glare-free LED lighting, the CRI 90 softened light impressively create practical as well as ambience. With an easy one-touch-dimmer, you are one fingertip away to letting your imagination run wild and allowing the fun to begin.

—— 「燈具最迷人地方在於它擁有很多面向的感動」

資深設計師 李慧倫 (小白)

**The most fascinating part of lighting is that it generates many aspects of affection**  
**Senior Designer Li, Hui Lun (White)**

從生活中找到樂趣，再將快樂分享給身邊每一個人的慧倫 (White)，總能將腦海浮現的童話，化作引人嘴角上揚，會心一笑的作品。我們彷彿共乘了一台時光機，穿梭到蘊藏天真的遠方，那是鼓勵你奔放想像的境地，無限揮灑著暖進心房的一道光。

*Enjoy every sparkle-filled moment in life and always want to share happiness with people, Li, Hui-Lun (White), the senior designer in Seed, who has a comforting effect on people, all these years she has turned from a childlike perspective in early career toward social and environmental concerns to her career later on. The keen observation has generated her designs in various styles and interpreted new light effects. Among her well received works OLO, LING, HOODIE, SIRCLE series and more, the OLO table lamp has just been honored by the 2021 Red Dot award.*



什麼樣的契機想法，讓你想設計 OLO 燈？

開始的方向其實是從光源的演變而來。帶梯形的圖象容易讓觀眾聯想到燈，譬如之前的相伴 (Concom)、閣 (China) 都是這類梯形造型的燈。當光源從傳統 E27 和 E14，演變到 LED 燈，我就想利用新型光源重新演繹這類燈具，讓大家直覺感到這是盞燈的同時，中間卻蘊空沒有燈泡，燈體空間有了更多餘裕，不用被填滿。

第一代的 OLO 誕生後一段時間，我們覺得燈罩很棒，希望讓整個系列再升級，因此開始著手桌燈的設計。透過這盞燈的開發過程，我又再度驗證減少多餘的設計，「少即是多」的道理。儘管畫了很多型，後來會意識到，還是要回歸產品與空間的搭配性和耐看度，最終就是現在突顯燈罩和亮燈氛圍的版本。

**Your recent work, OLO, how did the idea come about?**

It actually started from my observation about the evolution of lighting.

Graphically, people used to associate the trapezoid form with the shape of lamp, for instance, the previous collections in Seed, Concom, or China, those all came with a trapezoid lamp shade that people are familiar with. When the light sources evolved from traditional bulbs to well performing LEDs, it triggered me to reinterpret this type of lamp. The shape of the head is probably the most noticeable feature. It's an even more familiar outline like the most obvious, definitive shape a lamp could be. The light source is a LED strip covered with a translucent diffuser panel which deflects the light out at an angle away and in the meantime leaves a space inside of the shade.

Along with OLO's successful debut, we were satisfied with the innovative lampshade so we attempted to extend the collection with additional reading light. Through the process of the back and forth development I again realized the more difficult to approach, the design is usually less good. In the end, the less I have to do with the project the better it is. It's all about the balance between the object and the space, and here comes the final version as you can see which fits as many types of different architectural atmospheres as possible.

**OLO 這盞燈的設計過程，曾經有什麼困難的地方？**

因為這盞燈光源設計的新穎性，那時花比較多時間在工程階段。從燈罩的厚薄度到光氛表現，我們跟工程部不斷來回調整做實驗，除了燈具基本的散熱功能，更得達到理想中整面均勻，看不見光卻又有光的感覺。

**Are there any obstacles during the OLO development process?**

To realize this rather innovative product, we spent most of our time in the engineering phase from the thickness of the lampshade to the lighting performance. Our team kept adjusting all the factors by back and forth experiments to ensure its basic heat dissipation capability and ideally even light, we want the way of sending the light out to be invisible yet with sufficient brightness.

I would have thought about other features, but as I said, the more busy is usually the less good design in the end. When all the proportions are as good as they can be it kind of just tells me it's complete.



 red dot winner 2021  
lighting design

## OLO $\Phi$

By Li, Hui Lun 李慧倫, 2019

OLO 光氛符碼添加新元素「直徑符號  $\Phi$ 」，直觀地以符號外形表露其縱向仰俯、橫向擺首的翻轉特色，展現面面俱到的全方位光向。細緻出色的環型框，一如美麗天體的土星環，溫柔圍著漂浮迴旋的發光主體，且聽 OLO  $\Phi$  為人們輕柔吟唱屬於光的詠嘆調。

OLO  $\Phi$  infused the diameter symbol  $\Phi$  into basic elements of circle and line. The wall/ceiling lamp impressively covers every object in need with an omnidirectional light rotation, which can be tilted vertically as well as horizontally. With the finely welded frame of round and U-bend, it looks like Saturn ring embraces the floating and flipping lamps in its arms that served us sufficient warm light as a soft aria.



### 得知獲得紅點設計獎的當下心情是什麼？

以前會覺得產品有大家的喜歡，這樣就夠了，從來沒想過得獎的事，所以雖然知道行銷同事在準備，但就不會有太大的期待。得知時真的有種，「哇！大家的力量集結在一起就會實現」。雖然獎項寫我的名字，可是我覺得這不是我一個人，是整間公司的力量慢慢累積的成果。所以我很謝謝 SEED 大家、謝謝攝影師，是參與這段過程的每一個人，甚至是組裝運送樣品的部份，大家都做好自己本分，幫作品細節一點一滴的加分，OLO 才有可能得獎。最近因為疫情，MD 剛好提到本質的力量。他說雖然現在比較艱困，但我們產品還是要持續做好，那個本質有一天仍會被看到。本質力量的發酵實在是需要很長時間的累積，就如同得獎，要有很多好的事情跟人，慢慢累積，才會在今年發生！

### How does it feel to win the Red Dot Design Award?

White: I used to be satisfied as long as people liked my designs, I never thought about being awarded. I mean it's not my job. So I wasn't expecting too much when the marketing team was applying for the competition until I was informed of the prize, I was surprised like "Wow! all the universe conspires in helping us to achieve!" Although the prize is put on my name, I feel it's not my personal aura, but all the team members deserve appreciation. So I like to thank all the partners in Seed, the photographer, every person who has been involved in this journey. Thanks for all of their contributions that made this happen. Recently affected by the epidemic, MD just mentioned the concept, the power of human's essence. He explained that even though we are in a tougher time, we do our best as what we always do, making good products, taking care of the details, eventually that essence will still be seen. Just like winning an award, before then it took a lot of effort to make the OLO debut, in the process there are good things and good people blended together and gradually we made it happen!

### 描述你的作品關鍵字

其實很難一言以蔽之。仔細歸納後，首先我希望它給人「# 舒服的踏實感」：提供大家使用和心理上的踏實。或許外型沒那麼搶眼，卻可以跨越流行尺度，長期給你舒適安穩的感受，簡單而歷久不膩。另一個我想是「# 童趣」。我很期待產品送到消費者手上，他們有如收到玩具般的喜悅。線條、結構、色彩，都能讓人玩味再三，你可以摸一下，轉一下，好看又有趣！

### Use the hashtags to describe your products

It's hard to describe in one word. I hope to convey #comfortable and #practical feelings through my works, to provide people physical and emotional stability. It does not scream for attention to be the centerpiece of the room. I'm always delighted to see how people treasure their daily essentials as if treating their old pal. I guess companionship is the core value I'd like to bring into my works. Another hashtag would be #childlike. I expected that when people received a product, they would be as happy as a child who got a new toy. They will be attracted by its outline, structure and color and go further to touch it, rotate it, have fun with it.

從以前到現在，你在燈具設計的思考邏輯和心情有什麼改變？

剛入行時，我大多著重在燈具本身，後來不會只聚焦燈具產品，開始去關注整體場域與生活形態的關係。

視野變廣了，自然就會看更多事物，例如家飾、色彩安排而至燈具的配置場所。這也影響我產品渲染的形式。以前圖面我只會放產品，配色光影都很乾淨，現在則會有更多類似角色扮演，揣摩消費者心情的時刻。

### 設計靈感的發想來源

我會看各種設計相關的東西，建築空間、工業產品、工藝品、平面插畫、3C 產品都會看，再從中找出有趣的元素。

### 個人對作品有哪些標準？

製作可行性、視覺耐看程度，以及未來搭配的通用性。在 SEED，設計師不會是靠自己完成作品，而是團隊。自己悶著一直看，很容易找不出盲點，所以有時設計符合前兩點，我就會先提出來討論。

### 什麼元素是你未來想嘗試帶入燈具？

我想嘗試偏台灣風格的元素，像是磨石子來結合設計。這幾年建築空間和傢俱、生活器皿的設計都可以看到磨石子的運用，材質也出現更多紋理跟色調可以選擇，所以我也在思考帶入燈具的可能性。

除了磨石子，我之前有嘗試用只有臺灣才有的「海棠花玻璃」，不過考量到市場性和品牌風格後就沒有繼續發展。

**From then till now, how would you describe your design thinking? Has it changed with time so far?**

I've been quite lost sometimes in the initial stage of getting involved in the lighting industry. I was so focused on the "lamp" itself that sometimes I felt strapped by other iconic designs that influenced me a lot.

Then I learned to see the objects from a broader perspective, paying attention to the space and interaction with users. This change has calmed me down and led me to break through the stereotypes. It also influenced me while simulating my works in 3D rendering. I used to set the products in a relatively clear background, now I would imagine people's daily life and set up different user's scenarios in response to various demands on lighting.

### Where do you find ideas for your work?

I'd immerse myself in various designs such as architecture, industrial products, crafts, illustrations. I'd then take the intriguing elements and all the observations start to take form in my mind.

**You have now created a full range of lighting pieces, what are your guidelines through the designing process?**

I'd evaluate the feasibility, the sustainable beauty, and the balance of the atmospheric effect an object has on its surroundings. In SEED we work as a team, so usually I pitch my idea when it meets two of the above criteria. Because sometimes it's not easy to find my blind side by myself, so I'd take this benefit of teamwork to gain fresh perspectives and to brainstorm a better idea.

**Are there any new elements you'd like to experiment with in the next light?**

White: I'd like to import something more localized, for instance, the terrazzo tiles, which is a heritage pattern from Taiwan. Implementation of terrazzo in architectural design, furniture and daily utensils is getting more common these days. In between various patterns and colors, I'm considering how lighting can emerge with such unique patterns.

I have tried "Begonia Figured Glass" before, the rare vintage patterned glass is retro and nostalgic. However, this idea was discontinued considering the global marketing engaged with Seed brand image.





設計燈具最有趣和迷人的地方為何？看到場域擺置自己的設計是什麼感受呢？

燈具最迷人的地方在於它擁有很多面向的感動。

無論是開、關燈的雙重感受，到放在不同空間所展現的層次和調性，它不會只有固定的單一面向，而是在自有的個性上，額外增添了每個人賦予燈具的模樣。這跟傢俱較不一樣，因為大部分傢俱的功能性相對固定，而燈具有千變萬化的可能，彷彿每個地方都會有屬於它的位置。這也是我看到屋主家自己作品的感受，好像經由他們的視角，這盞燈又產生全新性格。

之前有人問說為什麼會想要做燈具？我想「燈」是可以一直被留著的物件，隨著時間逐漸成為家中的一份子。很多客人搬新家，一些家電或大型傢俱幾乎不會帶走，可是他們會把燈拆下來帶去新家；也有人因為過去的經驗，決定再買一盞 SEED 燈。燈亮了，家才算完成。

**What is the one thing which fascinates you the most through the design process?  
How do you feel when seeing your works to be spotted in any of spaces?**

I'm always so moved by how the lighting performs in a number of ways.

Lighting is a dynamic presence with its visual effect on-and-off, additionally you could use lighting in residential, commercial or studio spaces, and I think it will contribute well to the atmosphere of a wide range of situations with fresh notes, whereas while designing a furniture the shape relates automatically to the performance of the product. Lighting, however, brings an unpredictable rhythm with different materials butting up against each other to create a personal touch.

Sometimes I'd take a peek at how my colleagues plan for the product photography. Sometimes the image setting is a little different from what I imagined, which is a good thing as I get a chance to know others' perspectives. Hopefully the process will prove the versatility in a general sense.

From time to time I've been asked "why lamps?" I'm always delighted to see how people treasure their daily essentials. Rather than appliances which may become obsolete as the trend goes, lighting is one of them that particularly tends to stay in each family and solidify the relationship between people. I've seen some customers even buy a new SEED lamp when they relocate. As though a house can never be like home until the light is on. For all the reasons I devote myself in the lighting industry to develop and refine fixtures.



## 泡泡

By Li, Hui Lun 李慧倫, 2021

以空氣緩緩吹脹，漸漸鼓脹的泡泡滿載著好奇與盼望，披上迷人的幻夢亮澤，化作一波波的純真想像。細緻的漸層真空電鍍，完美包覆玻璃表面，展現充滿張力的有機線條，為靜態空間注入流動性；日夜景致各具獨特色彩，點燈時的氤氳光氛或熄燈後的金屬色澤，為空間加添雙重的爛漫光景。

PAOPAO means bubbles in Mandarin, designer intends to induce people's bright childhood like kids' big dream flying high with jewelries' gorgeous luster and organic teardrop shape. Embedded with high performance LED, the light reflects through the layered translucent color on the glass top, which sets off the finesse of the glass shade and gives that fantastic glow inside in a specific way.











## 思想

By Chen, Chao Cheng 陳昭成, 2005/2020

似是皎潔的上弦月，蘊藏著深不可測的神祕思想和真知灼見，PENSÉE 透過手工口吹玻璃，在城市夜裡紛紛灑下月光的亮片。獨家 DJ Dimmer 經典重現，旋轉式底座兼具開關與調光功能，並結合高演色性低色溫的 LED 光源。除了光氛升級，外觀上更以美型的線條輪廓與全新色系，帶你重入亦明亦暗的異想世界。

With chic and compact design, the new PENSÉE offers the best luminaire experience to date. Appearing like the waxing gibbous moon, PENSÉE emits milky light through the mouth-blown opal glass. Optimizing the marvelous features from silhouette to the light source, and the exclusive base "DJ dimmer" brings a practical step-less dimming function to play with fun. A refined and contemporary take on the timeless colors, meet the upgraded PENSÉE that fits in every favorite nook.





## 行星

By Chen, Chao Cheng 陳昭成, 2014

機械感強烈的 PLANET 行星系列，是匯集 SEEDDESIGN 於燈具結構上多年的智慧結晶。兼具美感及實用功能的行星，燈體上有個部位，皆可依照使用者個人需求進行調整，如同私人秘書般提供完整的「專屬感」。壁燈款搭配的 180 度左右轉動固定架，擴大空間使用範圍，更加呼應現代室內配置上彈性利用空間的概念。

PLANET embodies and represents the SEED ideology. At SEED we are simple, elegant, practical, yet interactive. It took our design geniuses tiresome years to overcome a myriad of technical challenges, but finally, the PLANET was born. PLANET is incredibly polished and sophisticated, yet still so straightforward. The multi-adjustable parts provide the user flexibility to meet their every need. Combining intelligent design with innovational aesthetics, the PLANET is ready to tenderly emit a moon-like illumination through genuine copper/ brass gears.





### 方圓

By Li, Hui Lun 李慧倫, 2019

從「以方生圓」的東方哲思為出發點，延伸人與人之間相處的生活藝術、人與空間之間對話的創作劇本。

翻出框架之外的圓形燈球，是 Sircle 以圓融凌駕於規矩之語意，闡述其人文美學的臻熟意韻。平衡穩實的可翻轉結構，營造舒心和諧的視覺變化，透過渾圓溫潤的白玉玻璃，如呼之欲出的暖月光輝，灑溢遍地人情美好。

SIRCLE, a symbolization merged Square and Circle. Inspired by the East aesthetic philosophy, the sphere is like a soft tender mind leaning on a sound substantial frame, chemically shaped a harmonious feature. With a flexible "inside-out" design concept, the opal mouth-blown glasses appear to simply float at ease, with no restraints nor inhibitions, gently spreading the beauty of moonlight all over the space.





## 日恆

By Kuo, Keng Dian 郭庚典, 2018

以「日恆」為名，沿著天體繞行劃出炫目的環形光軌，橫渡其中的金屬電鍍平衡桿，象徵著區分白天夜晚的時光交接。高掛半空的 SOL 一如星系中的行星翻轉，以恆星為中心自由調整傾斜角度，大大小小的燈體錯綜排列，倏忽想起星象圖浩瀚無際的未知感受。

SOL collection is low-key design with elaborate consideration, consists of a full range of types even bow lamp. SOL's ring-like lampshade is finely affixed to a metallic luster balance bar, demonstrating the definition of understated luxury. The adjustable ring tilt allows the pendant to function almost like a planet floating on a track of stars. Invisible LED strip makes the light source impeccable, with a gradual dimming capability, rendering it possible for you to re-create your own personal sunrise and sunset.



## 柔中帶剛的俐落筆觸

### Strength as well as grace

日恆系列中的 SOL Mega 弓燈，支撐其跨距的弧形燈桿宛如一體成型，自底座往上延伸，尾端懸扣著環形燈罩，自然俐落的線條，有如設計師描繪在紙上的鉛筆畫跡。為了同時滿足纖細外觀和支撐的強韌，這盞燈有個關鍵奧秘——選用「碳纖維（carbon fiber）」作為燈桿材料，並以 Seed-Jack 扣件連接，讓燈桿之間達到無線連接。

The SOL Mega bow lamp has a curved pole that supports the span of the lamp as if it were a single piece of molding, extending from the base upward. With a ring-like lampshade hanging at the end, lines flow naturally, like pencil marks drawn on paper by the designer. To satisfy both slim appearance and strong support, we chose "carbon fiber" as the material for the lamp pole, and joined it with Seed-Jack fasteners, allowing the pole to be connected wirelessly.



#### 為何選用碳纖維？

碳纖維主要由碳元素以特定分子排列構成，交織成碳纖維布之後，與複合材料膠合，形成一種具有高強度、高韌性、重量輕等特質的高階材料。質量比鋁還輕，但強度卻高於鋼鐵，因此常見於航天工程、船舶、賽車、運動器材等對性能極度要求的工業產品。而碳纖維成形前的柔軟，正好可為 SOL Mega 量身定作它的弧形燈桿——分成三段的彎管，管徑隨著燈桿延伸出由粗到細的變化，最後無縫接合成一道自然流暢的弧線，其中對公差的精密要求，也大幅提升了製作上的難度。

#### Why carbon fiber?

Carbon fiber is primarily comprised of carbon elements in a specific molecular arrangement, woven into carbon fiber cloth, and then glued with composite materials to form a high-grade material with impressive strength, high durability, yet remaining light in weight. Being lighter than aluminum, but stronger than steel, it is commonly used in aerospace engineering, ships, racing cars, sports equipment, and other industrial products where performance is crucial. Its softness before molding allows SOL Mega to be molded into a curved body - the pole is divided into three parts, with the diameter changing from thick to thin as it extends, and finally seamlessly joins into one smooth curvature. A high level of precision is required in this difficult production process.



### 層層疊出外柔內剛


強韌的碳纖維管身，是以碳纖維布，以手工方式層層緊密交疊而成。首先根據管徑，計算出每一層布所需表面積和形狀的細微差異，再依照形狀，在一張張有著格紋外表的碳纖維布上，裁切出一塊塊大小不一的布塊。布塊尺寸的精密度，影響著捲起成管狀後的碳纖維紋路是否能對接。接著將布料一層一層黏貼於模具內壁，過程中需特別留意每一片布料的格紋走向，確保成型後管身僅有一條整齊對接且紋理自然的合模線。

當前置作業就緒，在模具中心放入充氣管，隨著機臺加熱，充氣管同時進氣膨脹，碳纖維布層也被內外緊密壓縮，從柔軟布狀變成剛硬又堅韌的中空管。取出管子，在表面打磨、噴上透明漆，最後以 CNC 機台精準裁切端面後，碳纖維管才順利完工。

Every piece of carbon fiber cloth was precisely cut and attached according to the streamlined pole from large to small diameter extending to the arc top, it was then glued into the mold for a smooth curvature. Gluing the carbon fiber clothes requires a critical precision to make sure the seamless metallic texture after composition.

Next is the hardening process, inflating the mold by blow pipe while heats up surroundings to shape the pole. It was then polished and lacquered, at last, to be cut by CNC.





#### Seed-Jack 將彼此無線連接

三段尺寸相異的碳纖維彎管，透過 Seed-Jack 獨家扣件，無線銜接成一道完整的拋物線。少了電線的羈絆，更便於使用者組裝。質量輕盈的碳纖維管讓 SOL Mega 底盤能夠維持輕薄，與上方的環形燈罩相呼應，兼具結構力學及美學考量，在空間中劃出一道柔中帶剛的俐落筆觸。

#### Seed-Jack Fasteners

Knocked-down kit into three parts for a more compact package, the pole is designed to be assembled handily with our exclusive Seed-Jack fasteners. The light-weighted carbon fiber pole has also enabled the base staying slim and delicate in appearance while taking the stability in consideration.



# SQUARE



## 正

By Chen, Chao Cheng 陳昭成, 2020

剛直坦率且正大光明，SQUARE 俐落的外型內含對光的入微要求。方形燈體自兩翼向下延伸，形成防眩光遮面，其內側流沙金塗層低調地映射細緻光輝。可調整色溫、亮度的光感應開關，設於燈體一側，能直覺地在不同情境下變換使用。CRI 98 高演色性 LED 光源，提供近乎太陽的光氛質地，不論工作、聚餐、或放鬆小酌，全方位好光賞心悅目，直爽不迂迴。

The square-shaped lamp body extends downwards from both sides, ideally forming an anti-glare shield while the inner sand gold coating creates a delicate reflection. SQUARE equipped with dual optic sensor dimmer to adjust the color temperature as well as the brightness, by simply waving hand aside of the fixture to switch the perfect luminaire for multi-scenarios. Up to CRI 98, the premium LED light quality makes a pleasant atmosphere for relaxing, dining, or working.



## 區間車

By Chen, Chao Cheng 陳昭成, 2019

歡迎光臨區間車，享受一趟光之旅程。“tram”為發跡於19世紀初的路面有軌電車，交錯於過往與現今的甜蜜點，沿著河岸與城市邊際前行，亮晃晃的黃銅軌道載著多顆發光量體，宛如多節車廂行進中的愜意神情。當旅者搭乘時光街車，舉目是沿途的不思議風景。

TRAM 將銅的特性盡情發揮：藉由銅的高導電性達到去電線化，360度的完轉結構於焉誕生，更可增加燈罩創造多元光氛；紳士儀表下兼具光感應調光開關和高演色性LED，光氛呈色自然調節有度，令人沉浸在意欲聚焦或遠眺的眷戀畫面。而時間會在黃銅身上留下獨特的印記，日常的保養可以拭去表面的漬，卻擦不去經歲月的淬煉過的黃銅獨特光澤與風華。

TRAM represents a cross point when nostalgia meets now, triggering off peoples' old-time memories.

Consists of genuine brass for its electric conductivity, the lamp spots wirelessly connect to the brass track, which can be relocated and 360°-rotated. Equipped with optic control for step-less dimming, light can be dimmed with simple touchless gestures. The flexible luminaire can be set exactly creating various ambiance with a brilliant performance of light, while its natural metallic appearance varies with time.







## 兀鷲

By Chen, Chao Cheng 陳昭成, 2020

在不羈張狂的硬派外表下，兀鷲的黑羽包覆蓋著出乎意料的良善與柔軟。牠是解放靈魂的純淨聖鳥，也是大自然孤傲的清道夫，默默守護著大地正義。設計師 Meiric 將環境思辨嫁接於極簡設計上，將對稀珍物種的不捨與戀慕注入 VULTURE 翩然優雅的身影中。

結合鳥喙意味的玻璃燈罩，靜靜地透散著柔美光暈。斂足收羽時的拱背弧線，與 DR 桌燈的「圓盤旋轉結構」，在流暢調整俯視、直觀與仰望位置的同時，意圖藉由不同目光和切角翻轉普世刻板印象；雙吊燈的「傘骨結構」，以拉伸的變形開合方式，配合不同桌長與空間延展跨距與光照；四燈款延續「經典十字桿」凝聚家族情感的用光精神，線條更顯盈滿雅致、別有一番現代風情。

Designer Meiric always cherishes and adores endangered species of the world, especially birds. Vulture was one of a kind that inspired him to infuse the spirit in his masterpiece. With a different perspective, he discovered the immanence of its purity and goodwill toward the earth. Integrating the beak-like glass lampshade and the arch-body standing with feather closed, it cleverly embedded the "Disc structure" of the table lamp, hopefully reversing the stereotypes while rotating.

Two types of pendants are both available with a unique function: P2 comes to a special "Umbrella structure", it allows changing the width of the light easily by pulling up or down. P4 inherits the classic "crossbar" that turns the light smoothly from linear to cross, gathering our beloved under the warm light, with even more delicate and modern arch-body.





## 衛月

By Chen, Chao Cheng 陳昭成, 2019

微黯的夜色是深情的天幕，將月娘輕輕銜在口上，彎弧的曲身挑起了月圓盈滿的微笑。白天裡，人們探求一切未知的可能、汲取零星的生活片段，將一日的所思所想凝聚成池；夜晚，當澄心映月，一切的漫天思緒和紛飛想像，在月光披覆的這一刻都有了完美解答。

WANU is a beautiful name that we call the moon by the euphony in Taiwanese. Formed by nature elements around us, it owns a harmonious and enchanting appearance, when the cement base is stable on the ground as a solid rock with a smooth texture, the streamlined body hangs the light ball which symbolizes the moon. WANU allows us to picture a serene night view and recall those original inspirations we've got from daytime. Light it up at night, collect all the thoughts and coming out an answer in your mind.



## 柘

By Li, Hui Lun 李慧倫, 2011

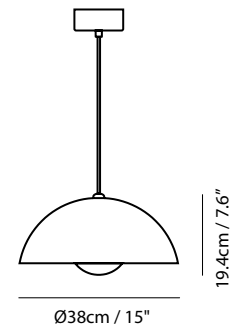
手工焊接而成的燈罩，表現出如同石頭風化後的果斷線條，帶來不同角度的光影變化。樺木軸心的木紋，將大自然的鬼斧神工融入其中。「柘」結合了人類與自然的工藝，然後，用光來串接，霧面玻璃柔化了刺眼的光線。

ZHE is inspired by a wood from the Orient that is hard as rock. The metal lampshade is meticulously and deliberately hand welded together to resemble a cluster of rocks. Look closely and notice how each metal plate is a bit asymmetrical yet they all fit seamlessly together. For pendants, the wooden stoppers under each frosted diffuser not only introduce warm elements of the wood, but functionally they soften up the overall light source. ZHE exemplifies subtle illumination in a grand scale.



# Pendant 吊燈

## Apollo S 阿波羅



**Model**  
SLD-3638MP

**Material**  
aluminum

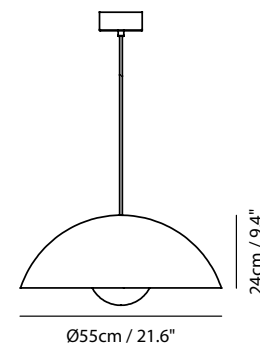
**Weight**  
2.1kg / 4.6lb


**Light Source**  
LED 13W 2700K CRI 90 804lm

**Color**

- matt black + copper
- matt white + sand gold

## Apollo L 阿波羅



 **Model**  
SLD-3655MP

**Material**  
aluminum

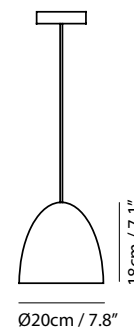
**Weight**  
4.5kg / 9.9lb

**Light Source**  
LED 17W 2700K CRI 90 1210lm

**Color**

- matt black + copper

## Castle S 堡壘



**Model**  
SQ-7131CP

**Material**  
concrete, aluminum

**Weight**  
2.0kg / 4.4lb

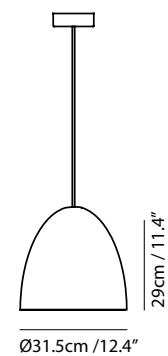
**Light Source**  
E27 1 x Max 8W LED

**Color**

- concrete

## Castle M 堡壘

Available in the U.S. only



**Model**  
SQ-7132CP

**Material**  
concrete, aluminum

**Weight**  
6.7kg / 14.8lb

**Light Source**  
E27 1 x Max 8W LED

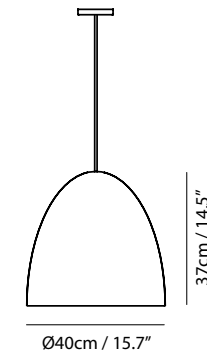
**Color**

- concrete

# Pendant 吊燈

## Castle L 堡壘

Available in the U.S. only



**Model**  
SQ-7133CP

**Material**  
concrete, aluminum

**Weight**  
14.1kg / 31lb

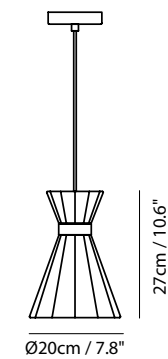
**Light Source**  
E27 1 x Max 15W LED

**Color**

- concrete

## Castle Mermaid S 花嫁

Available in the U.S. only



**Model**  
SQ-7121CP

**Material**  
concrete, aluminum

**Weight**  
2.8kg / 6.2lb

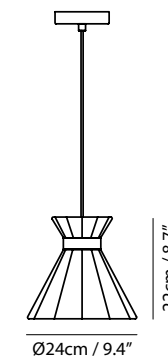
**Light Source**  
E27 1 x Max 8W LED

**Color**

- concrete + sand gold
- concrete + satin

## Castle Mermaid L 花嫁

Available in the U.S. only



**Model**  
SQ-7122CP

**Material**  
concrete, aluminum

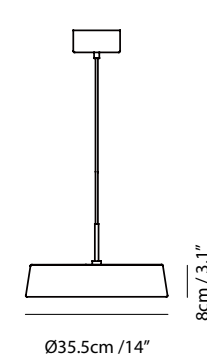
**Weight**  
2.9kg / 6.4lb


**Light Source**  
E27 1 x Max 8W LED

**Color**

- concrete + sand gold
- concrete + satin

## China LED 閣



 **Model**  
SLD-6354MP

**Material**  
steel, PS

**Weight**  
2.5kg / 5.5lb

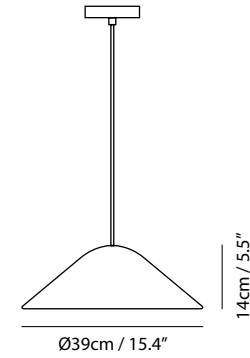
**Light Source**  
LED 18W 2700K CRI 90 1125lm

**Color**

- matt black
- sand gold

# Pendant 吊燈

## Damo 達摩



**Model**  
SQ-339MP

**Material**  
steel, glass

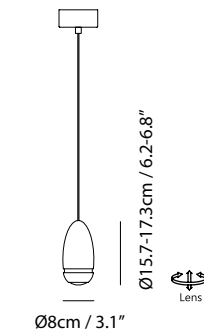
**Weight**  
2.8kg / 6.2lb

**Light Source**  
E27 2 x Max 8W LED

**Color**

- copper
- matt black

## Dawn P1 旦



**Model**  
SLD-81P

**Material**  
aluminum, PMMA

**Weight**  
1.1kg / 2.4lb

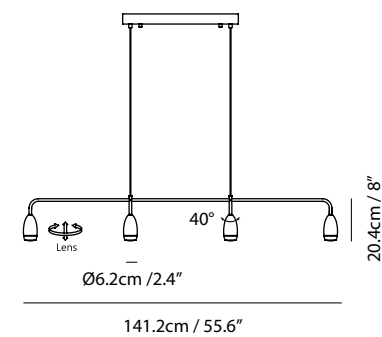
**Light Source**  
LED 6.5W 3000K CRI 95 323lm

**Feature**  
zoom optic 42-72°  
R9>85

**Color**

- copper
- matt black + sand gold
- matt black + shiny black (selected color in the U.S. only)

## Dawn PL4 旦



**Model**  
SLD-61PL4

**Material**  
aluminum, PMMA, steel

**Weight**  
2.9kg / 6.4lb

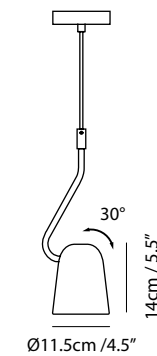
**Light Source**  
LED 4 x 5W 3000K CRI 95 1143lm

**Feature**  
zoom optic 42-72°  
R9>85

**Color**

- copper
- matt black + sand gold
- matt black + shiny black (selected color in the U.S. only)

## Dobi 多比



**Model**  
SQ-2181PR-1

**Material**  
steel

**Weight**  
0.9kg / 2lb

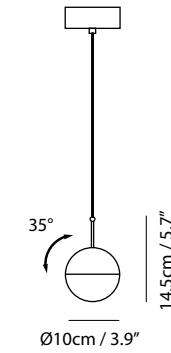
**Light Source**  
E14 1 x Max 6W LED

**Color**

- copper + matt black

# Pendant 吊燈

## Dora P1 朵拉



**Model**  
SLD-1010P

**Material**  
glass, steel

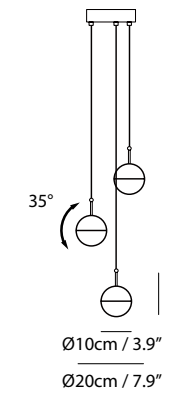
**Weight**  
1.2kg / 2.7lb

**Light Source**  
LED 6.5W 3000K CRI 90 250lm

**Color**

- copper
- brass (selected color in the U.S. only)
- chrome (selected color in the U.S. only)
- matt black (selected color in the U.S. only)

## Dora P3 朵拉



**Model**  
SLD-1010P3

**Material**  
glass, steel

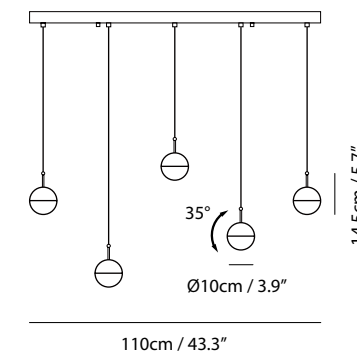
**Weight**  
3.6kg / 7.9lb

**Light Source**  
LED 3 x 6.5W 3000K CRI 90 678lm

**Color**

- copper
- brass (selected color in the U.S. only)
- chrome (selected color in the U.S. only)
- matt black (selected color in the U.S. only)

## Dora PL5 朵拉



**Model**  
SLD-1010PL5

**Material**  
glass, steel

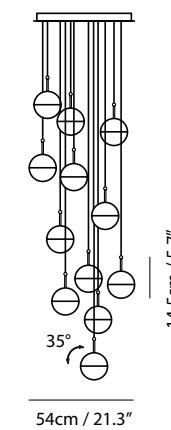
**Weight**  
6.7kg / 14.8lb

**Light Source**  
LED 5 x 6.5W 3000K CRI 90 1226lm

**Color**

- copper
- brass (selected color in the U.S. only)
- chrome (selected color in the U.S. only)
- matt black (selected color in the U.S. only)

## Dora P12 朵拉



**Model**  
SLD-1010P12

**Material**  
glass, steel

**Weight**  
19.9kg / 43.9lb

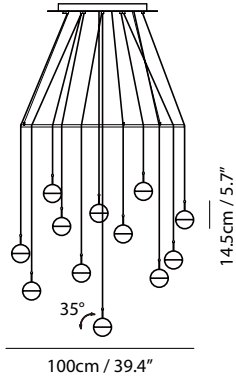
**Light Source**  
LED 12 x 6.5W 3000K CRI 90 2495lm

**Color**

- copper
- brass (selected color in the U.S. only)
- chrome (selected color in the U.S. only)
- matt black (selected color in the U.S. only)

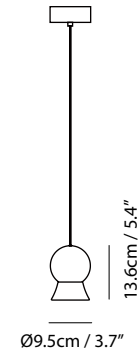
# Pendant 吊燈

## Dora PC12 朵拉



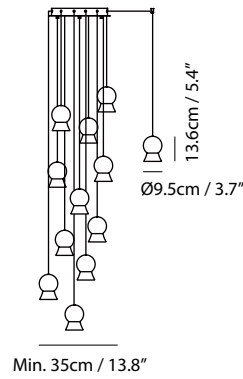
<b>Model</b> SLD-1010PC12	<b>Material</b> glass, steel	<b>Weight</b> 20.8kg / 45.9lb
<b>Light Source</b> LED 12 x 6.5W 3000K CRI 90 2495lm		
<b>Color</b>		
● copper		
● brass (selected color in the U.S. only)		
● chrome (selected color in the U.S. only)		
● matt black (selected color in the U.S. only)		

## Fuji P1 富士



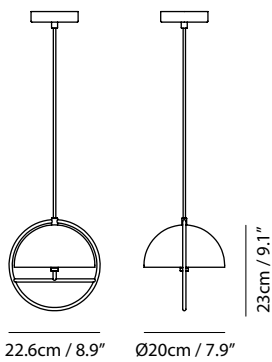
<b>Model</b> SLD-1011P	<b>Material</b> mouth-blown glass, aluminum	<b>Weight</b> 0.8kg / 1.8lb
<b>Light Source</b> LED 6.5W 3000K CRI 90 250lm		
<b>Color</b>		
● matt opal + matt black		
● matt opal + sand gold (selected color in China only)		

## Fuji P12 富士



<b>Model</b> SLD-1011PF12	<b>Material</b> mouth-blown glass, aluminum	<b>Weight</b> 8.9kg / 19.6lb
<b>Light Source</b> LED 12 x 6.5W 3000K CRI 90 2495lm		
<b>Color</b>		
● matt opal + matt black		
● matt opal + sand gold (selected color in China only)		

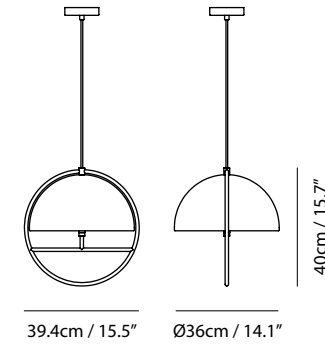
## Huan S 圓



<b>Model</b> SG-226MP	<b>Material</b> steel, glass	<b>Weight</b> 1.5kg / 3.3lb
<b>Light Source</b> G9 2 x 5W LED 2700K CRI 90		
<b>Color</b>		
● matt black + copper		
● navy blue + copper		
● matt white+ sand gold		
● olive green + sand gold		
● pearl cocoa + chrome		
● oatmeal + chrome		
● matt black + sand gold (selected color in the U.S. only)		

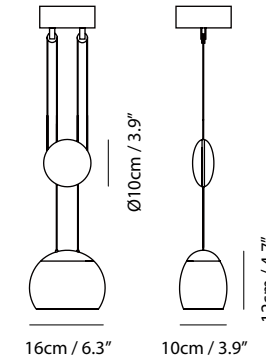
# Pendant 吊燈

## Huan L 圓



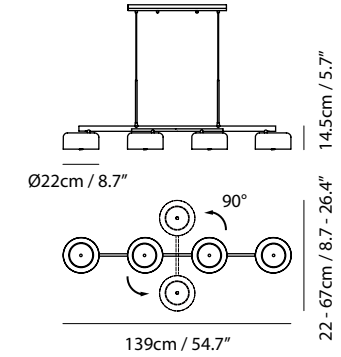
<b>Model</b> SQ-394MP	<b>Material</b> steel, glass	<b>Weight</b> 3.2kg / 7.1lb
<b>Light Source</b> E27 2 x Max 8W LED		
<b>Color</b>		
● matt black + copper		
● matt white+ sand gold		
● pearl cocoa + chrome		
● oatmeal + chrome		
● matt black + sand gold (selected color in the U.S. only)		


## JoJo LED 悠悠



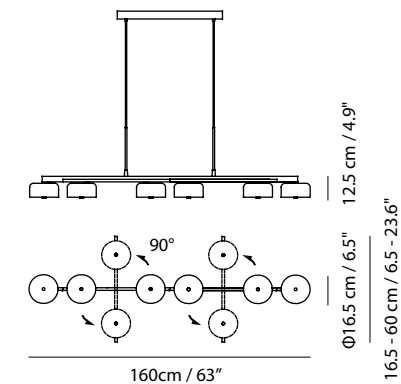
<b>Model</b> SLD-880	<b>Material</b> mouth-blown glass, steel	<b>Weight</b> 1.7kg / 3.8lb
<b>Light Source</b> LED 8.2W 2700K CRI 95 554lm		
<b>Feature</b> up-and-down adjustable		
<b>Color</b>		
● matt opal + copper cap + matt white canopy		
● matt opal + sand gold cap + matt white canopy		

## Lalu + PL4 拉魯



 <b>Model</b> SQ-250MCTR4	<b>Material</b> steel, glass	<b>Weight</b> 4.8kg / 10.6lb
<b>Light Source</b> E27 4 x Max 8W LED		
<b>Feature</b> cross-bar		
<b>Color</b>		
● copper + matt black		

## Lalu + LED PL6 拉魯



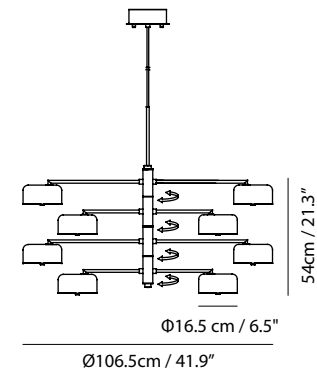
Available in China only

<b>Model</b> SLD-2501MCTR6	<b>Material</b> steel, PS	<b>Weight</b> 6.3kg / 13.9lb
<b>Light Source</b> LED 6 x 5W 2700K CRI 90 1300lm		
<b>Feature</b> cross-bar		
<b>Color</b>		
● copper + matt black		

# Pendant 吊燈

## Lalu + LED P8 拉魯

Available in China only



**Model**  
SLD-2501MPR8

**Material**  
steel, PS

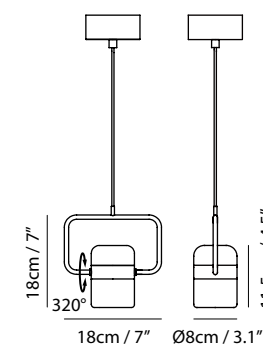
**Weight**  
8.4kg / 18.5lb

**Light Source**  
LED 8 x 5W 2700K CRI 90 1770lm

**Feature**  
cross-bar

**Color**  
● copper + matt black

## Ling PH 檯



**Model**  
SLD-80PH

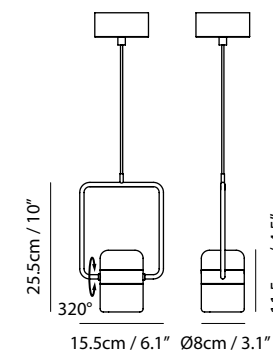
**Material**  
steel, glass, PS

**Weight**  
1.1kg / 2.4lb

**Light Source**  
LED 6W 3000K CRI 90 145lm

**Color**  
● matt black + copper  
● matt white + sand gold

## Ling PV 檯



**Model**  
SLD-80PV

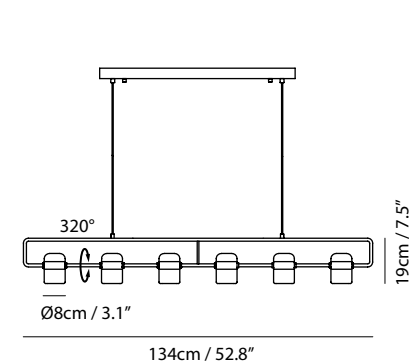
**Material**  
steel, glass, PS

**Weight**  
1.1kg / 2.4lb

**Light Source**  
LED 6W 3000K CRI 90 145lm

**Color**  
● matt black + copper  
● matt white + sand gold

## Ling PL6 檯



**Model**  
SLD-80PF6

**Material**  
steel, glass, PS

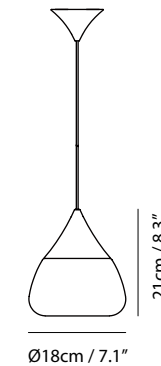
**Weight**  
7.5kg / 16.5lb

**Light Source**  
LED 6 x 6W 3000K CRI 90 822lm

**Color**  
● matt black + copper

# Pendant 吊燈

## Mist M 嵐



**Model**  
SQ-8997P

**Material**  
mouth-blown glass, steel

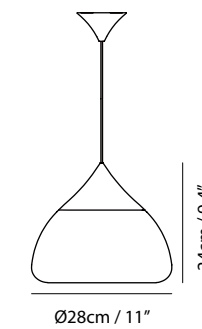
**Weight**  
1.3kg / 2.9lb

**Light Source**  
PAR20 1 x 7.5W LED 2700K  
CRI 90 450lm

**Feature**  
mouth-blown sand-blasted glass

**Color**  
● copper  
● sand gold  
● chrome

## Mist L 嵐



**Model**  
SQ-8997PL

**Material**  
mouth-blown glass, steel

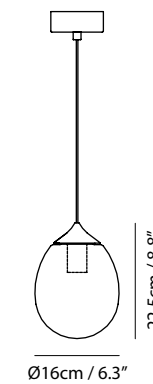
**Weight**  
2.6kg / 5.7lb

**Light Source**  
PAR20 1 x 7.5W LED 2700K  
CRI 90 450lm

**Feature**  
mouth-blown sand-blasted glass

**Color**  
● copper  
● sand gold

## Mist LED S



**Model**  
SLD-8995P

**Material**  
mouth-blown glass, steel

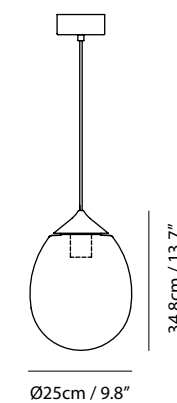
**Weight**  
1.1kg / 2.4lb

**Light Source**  
LED 5W 2700K CRI 95 291lm

**Feature**  
mouth-blown sand-blasted glass  
R9>85

**Color**  
● pearl cocoa  
● sand gold

## Mist LED L



**Model**  
SLD-8996P

**Material**  
mouth-blown glass, steel

**Weight**  
2.6kg / 5.7lb

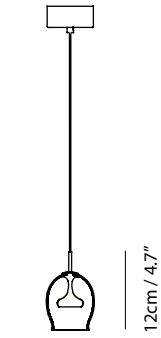
**Light Source**  
LED 9W 2700K CRI 95 655lm

**Feature**  
mouth-blown sand-blasted glass  
R9>85

**Color**  
● pearl cocoa  
● sand gold

# Pendant 吊燈

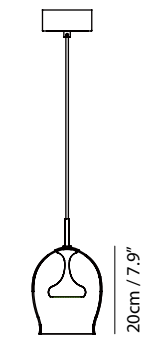
## Moai S 摩艾



Ø10.5cm / 4.1"

<b>Model</b> SLD-105P	<b>Material</b> mouth-blown glass, aluminum	<b>Weight</b> 1.0kg / 2.2lb
<b>Light Source</b> LED 6.5W 3000K CRI 90 280lm		
<b>Color</b>		
● copper		
● brass		

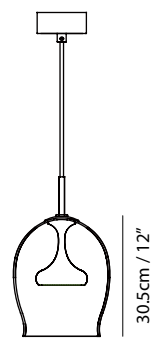
## Moai M 摩艾



Ø16.2cm / 6.4"

<b>Model</b> SLD-201P	<b>Material</b> mouth-blown glass, aluminum	<b>Weight</b> 1.5kg / 3.3lb
<b>Light Source</b> LED 8.5W 3000K CRI 90 425lm		
<b>Color</b>		
● copper		
● brass		

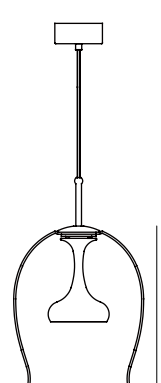
## Moai L 摩艾



Ø25cm / 9.8"

<b>Model</b> SLD-304P	<b>Material</b> mouth-blown glass, aluminum	<b>Weight</b> 3.5kg / 7.7lb
<b>Light Source</b> LED 13W 3000K CRI 90 700lm		
<b>Color</b>		
● copper		
● brass (selected color in the U.S. only)		

## Moai XL 摩艾

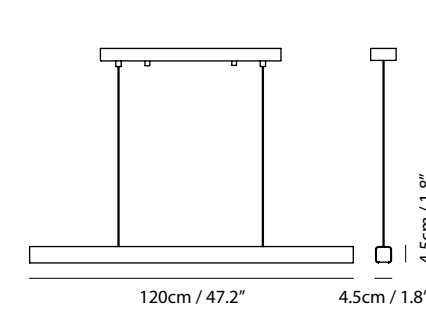


Ø32cm / 12.6"

<b>Model</b> SLD-3239P	<b>Material</b> mouth-blown glass, aluminum	<b>Weight</b> 4.7kg / 14.8lb
<b>Light Source</b> LED 16W 3000K CRI 90 864lm		
<b>Color</b>		
● copper		
● brass		

# Pendant 吊燈

## Mumu P120 目木

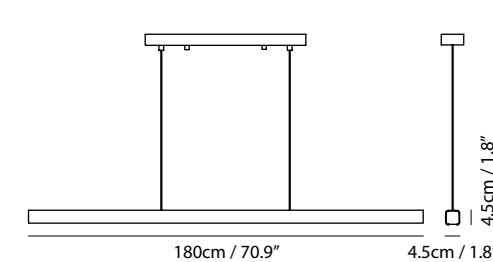


<b>Model</b> SLD-3981P	<b>Material</b> aluminum, beech/ walnut	<b>Weight</b> 2.9kg / 6.4lb
<b>Light Source</b> LED 32W 3000K CRI 90 2150lm		
<b>Color</b>		
● matt black + walnut cap		
● matt white + beech cap		

<b>Model</b> SLD-3981PPE	<b>Material</b> aluminum, beech/ walnut	<b>Weight</b> 2.9kg / 6.4lb
<b>Light Source</b> LED 32W 3000K CRI 90 2150lm		
<b>Feature</b> push dimmer (available in China only)		
<b>Color</b>		
● matt black + walnut cap		
● matt white + beech cap		

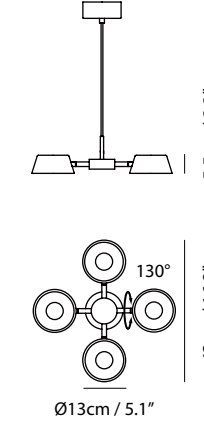


## Mumu P180 目木



<b>Model</b> SLD-3981PL	<b>Material</b> aluminum, beech/ walnut	<b>Weight</b> 5.1kg / 11.2lb
<b>Light Source</b> LED 48W 3000K CRI 90 3216lm		
<b>Color</b>		
● matt black + walnut cap		
● matt white + beech cap		

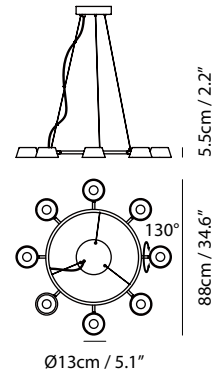
## OLO PC4



<b>Model</b> SLD-130PC4	<b>Material</b> steel, PP	<b>Weight</b> 2.2kg / 4.9lb
<b>Light Source</b> LED 4 x 6.5W 3000K CRI 90 1218lm		
<b>Color</b>		
● copper + matt black		
● shiny black + matt black (selected color in the U.S. only)		

# Pendant 吊燈

## OLO PC8



**Model**  
SLD-130PC8

**Material**  
steel, PP

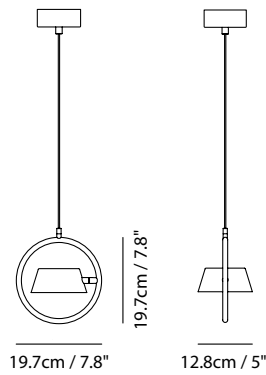
**Weight**  
4.6kg / 10.1lb

**Light Source**  
LED 8 x 6.5W 3000K CRI 90 2530lm

**Color**

- copper + matt black
- shiny black + matt black (selected color in the U.S. only)

## OLO Φ P1



**Model**  
SLD-130P

**Material**  
steel, PP

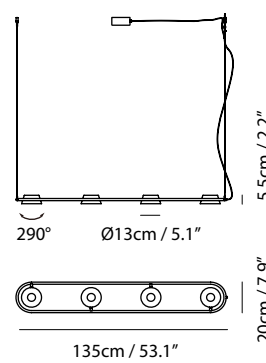
**Weight**  
2.1kg / 4.6lb

**Light Source**  
LED 6.5W 3000K CRI 90 415lm

**Color**

- sand gold + matt black
- pearl cocoa + matt black
- shiny black + matt black

## OLO Φ PL4



**Model**  
SLD-130PL4

**Material**  
steel, PP

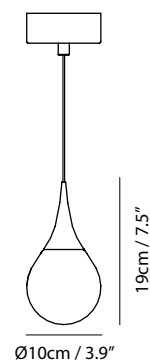
**Weight**  
2.9kg / 6.4lb

**Light Source**  
LED 4 x 6.5W 3000K CRI 90 1650lm

**Color**

- sand gold + matt black
- shiny black + matt black (selected color in the U.S. only)

## Paopao P1 泡泡



**Model**  
SLD-1013P

**Material**  
mouth-blown glass, aluminum

**Weight**  
0.5kg / 1.1lb

**Light Source**  
LED 5W 2700K CRI 90 200lm

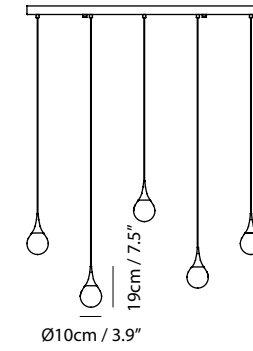
**Feature**  
mouth-blown glass with vaccummouth metallization  
R9>85

**Color**

- copper
- chrome
- sand gold

# Pendant 吊燈

## Paopao PL5 泡泡



**Model**  
SLD-1013PL5

**Material**  
mouth-blown glass, aluminum

**Weight**  
3.6kg / 7.9lb

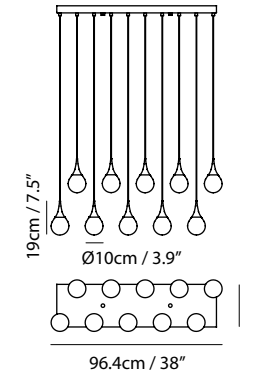
**Light Source**  
LED 5 x 5W 2700K  
CRI 95 1010lm

**Feature**  
mouth-blown glass with vaccummouth metallization  
R9>85

**Color**

- copper
- chrome
- sand gold (selected color in the U.S. only)

## Paopao PZ10 泡泡



**Model**  
SLD-1013PZ10

**Material**  
mouth-blown glass, aluminum

**Weight**  
8.4kg / 18.6lb

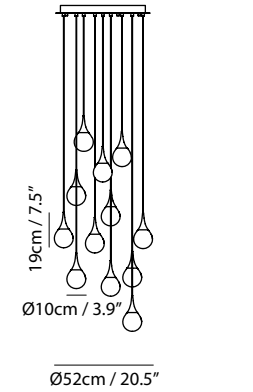
**Light Source**  
LED 10 x 5W 2700K  
CRI 95 2000lm

**Feature**  
mouth-blown glass with vaccummouth metallization  
R9>85

**Color**

- copper
- chrome
- sand gold (selected color in the U.S. only)

## Paopao P12 泡泡



**Model**  
SLD-1013P12

**Material**  
mouth-blown glass, aluminum

**Weight**  
10.4kg / 23lb

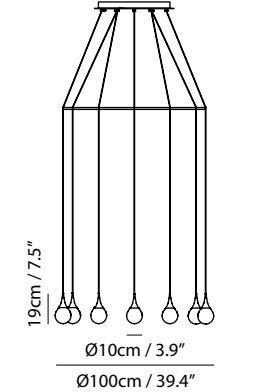
**Light Source**  
LED 12 x 5W 2700K  
CRI 95 2250lm

**Feature**  
mouth-blown glass with vaccummouth metallization  
R9>85

**Color**

- copper
- chrome
- sand gold (selected color in the U.S. only)

## Paopao PC12 泡泡



**Model**  
SLD-1013PC12

**Material**  
mouth-blown glass, aluminum

**Weight**  
11.3kg / 24.9lb

**Light Source**  
LED 12 x 5W 2700K  
CRI 95 2250lm

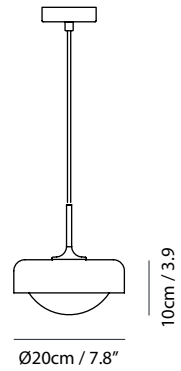
**Feature**  
mouth-blown glass with vaccummouth metallization  
R9>85




**Color**

- copper
- chrome
- sand gold (selected color in the U.S. only)

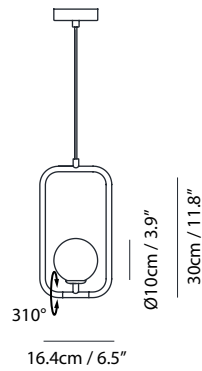
# Pendant 吊燈




## Pensée 思想



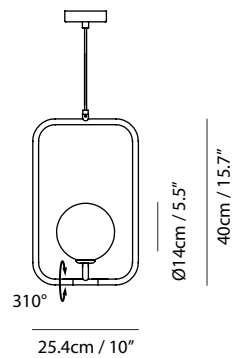
<b>Model</b> SG-7992P	<b>Material</b> mouth-blown glass, steel	<b>Weight</b> 1.2kg / 2.6lb
<b>Light Source</b> G9 1 x 5W LED 2700K CRI 90		
<b>Color</b>		
<ul style="list-style-type: none"> <li> olive green + sand gold</li> <li> matt white + sand gold</li> <li> pearl cocoa + sand gold</li> </ul>		




## Sircle S 方圓



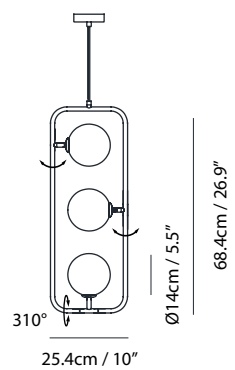
<b>Model</b> SG-100PV	<b>Material</b> mouth-blown glass, steel	<b>Weight</b> 0.8kg / 1.8lb
<b>Light Source</b> G9 1 x 3W LED 2700K CRI 90		
<b>Color</b>		
<ul style="list-style-type: none"> <li> copper</li> <li> sand gold</li> <li> matt black (selected color in the U.S. only)</li> </ul>		




## Sircle L 方圓



<b>Model</b> SG-140PV	<b>Material</b> mouth-blown glass, steel	<b>Weight</b> 1.6kg / 3.5lb
<b>Light Source</b> G9 1 x 5W LED 2700K CRI 90		
<b>Color</b>		
<ul style="list-style-type: none"> <li> copper</li> <li> sand gold</li> <li> matt black (selected color in the U.S. only)</li> </ul>		

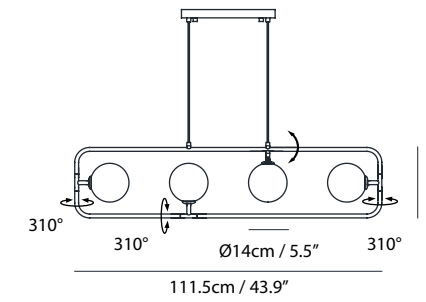
## Sircle PV3 方圓






<b>Model</b> SG-140PV3	<b>Material</b> mouth-blown glass, steel	<b>Weight</b> 2.1kg / 4.6lb
<b>Light Source</b> G9 3 x 5W LED 2700K CRI 90		
<b>Color</b>		
<ul style="list-style-type: none"> <li> copper</li> <li> sand gold</li> <li> matt black (selected color in the U.S. only)</li> </ul>		

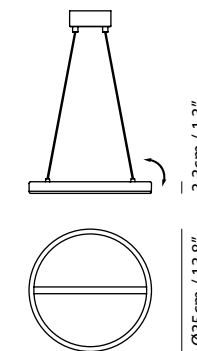
# Pendant 吊燈


## Sircle PH4 方圓



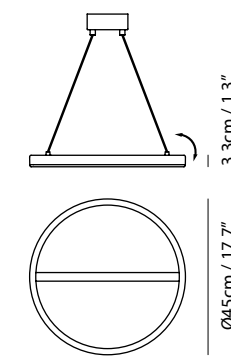
<b>Model</b> SG-140PH4	<b>Material</b> mouth-blown glass, steel	<b>Weight</b> 5kg / 11lb
<b>Light Source</b> G9 4 x 5W LED 2700K CRI 90		
<b>Color</b>		
<ul style="list-style-type: none"> <li> copper</li> <li> sand gold</li> <li> matt black (selected color in the U.S. only)</li> </ul>		


## Sol S 日恆



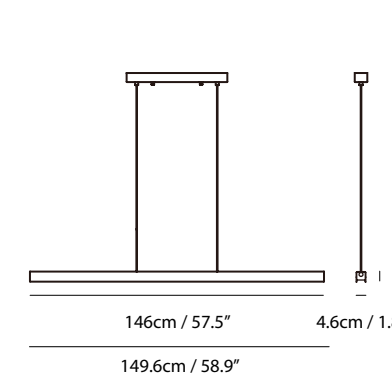
<b>Model</b> SLD-350P	<b>Material</b> metal, aluminum, PP	<b>Weight</b> 1.2kg / 2.6lb
<b>Light Source</b> LED 17W 2700K CRI 90 622lm		
<b>Feature</b> installed in upward or downward		
<b>Color</b>		
<ul style="list-style-type: none"> <li> matt black + copper</li> </ul>		



## Sol L 日恆



<b>Model</b> SLD-450P	<b>Material</b> metal, aluminum, PP	<b>Weight</b> 1.5kg / 3.3lb
<b>Light Source</b> LED 21W 2700K CRI 90 802lm		
<b>Feature</b> installed in upward or downward		
<b>Color</b>		
<ul style="list-style-type: none"> <li> matt black + copper</li> </ul>		

## Square 正



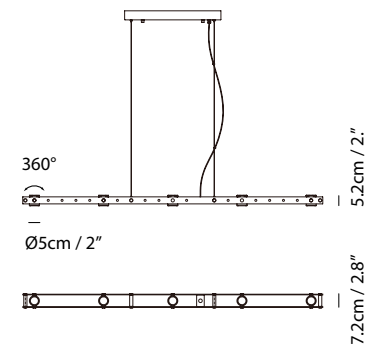
<b>Model</b> SLD-3982PEC	<b>Material</b> aluminum, PC	<b>Weight</b> 4.3kg / 9.5lb
<b>Light Source</b> LED 40W 2700-3000-3400-4000K CRI 98 2356lm		
<b>Feature</b> optical sensor dimmer color tuner R9>90		
<b>Color</b>		
<ul style="list-style-type: none"> <li> matt black + sand gold</li> <li> matt white + sand gold</li> </ul>		

Dimmable

Tunable

# Pendant 吊燈

## Tram 區間車



**Model**  
SLD-50PE5

**Light Source**  
LED 5 x 4W 3000K CRI 95 1205lm

**Color**  
● genuine brass + matt black

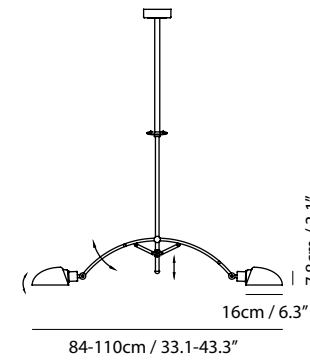


**Material**  
genuine brass, aluminum, steel

**Feature**  
optical sensor dimmer  
R9>85

**Weight**  
4.9kg / 12.1lb

## Vulture PR2 兀鷲



**Model**  
SQ-160PR2

**Light Source**  
E27 2 x Max 8W LED

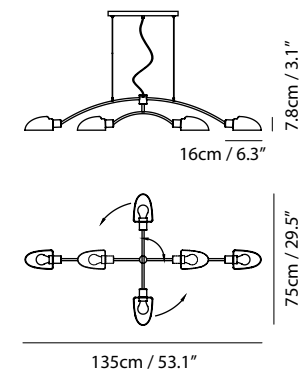
**Color**  
● matt opal + matt black

**Material**  
mouth-blown glass, steel

**Feature**  
multi-adjustable

**Weight**  
2.7kg / 6lb

## Vulture CTR4 兀鷲



**Model**  
SQ-160CTR4

**Light Source**  
E27 4 x Max 8W LED

**Color**  
● matt opal + matt black

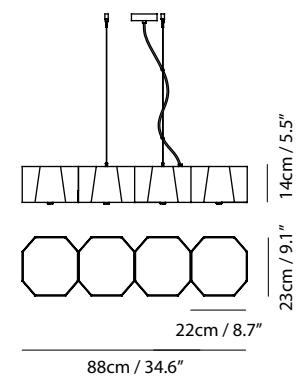
**Material**  
mouth-blown glass, steel

**Feature**  
cross-bar

**Weight**  
2.7kg / 6lb

## Zhe P4 柘

Available in the U.S. only



**Model**  
SQ-2322MPL4

**Light Source**  
E27 4 x Max 8W LED

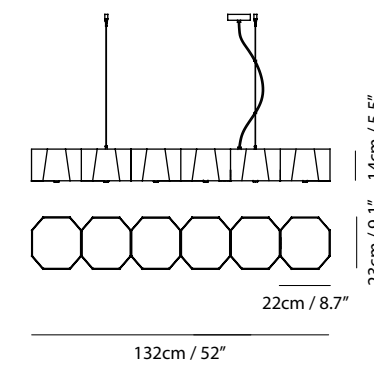
**Color**  
● matt black  
○ matt white

**Material**  
steel, glass

**Weight**  
7.6kg / 16.8lb

## Zhe P6 柘

Available in the U.S. only



**Model**  
SQ-2322MPL6

**Light Source**  
E27 6 x Max 8W LED

**Color**  
● matt black  
○ matt white

**Material**  
steel, glass

**Weight**  
10.8kg / 23.8lb



# Table 桌燈

## Castle Muse 繆思

**Model**  
SLD-70DC

**Material**  
concrete, mouth-blown glass

**Weight**  
0.5kg / 1.1lb

**Light Source**  
G9 1 x 2W LED 2700K CRI 80

**Color**  
● concrete

## China 閣

**Model**  
SQ-6350MDJ-1

**Material**  
stell

**Weight**  
3.7kg / 8.2lb

**Light Source**  
E27 2 x Max 8W LED

**Feature**  
DJ switch (on/off)

**Color**  
● matt black

## China LED 閣

**Model**  
SLD-6354MDJ

**Material**  
steel, PS

**Weight**  
4.4kg / 9.7lb

**Light Source**  
LED 18W 2700K CRI 90 1125lm

**Feature**  
DJ dimmer

**Color**  
● matt black  
● sand gold + matt black (selected color in the U.S. and China only)

**Dimmable**

## Damo 達摩

**Model**  
SQ-339MDRS-1

**Material**  
steel

**Weight**  
4.4kg / 9.7lb

**Light Source**  
E27 1 x Max 8W LED

**Color**  
● copper  
● matt black  
● matt white (selected color in the U.S. only)  
● chrome (selected color in the U.S. only)

# Table 桌燈

## Dawn 旦

**Model**  
SLD-61D

**Material**  
aluminum, steel, PMMA

**Weight**  
1.7kg / 3.8lb

**Light Source**  
LED 6W 3000K CRI 95 297lm

**Feature**  
zoom optic 42-72°  
R9>85

**Color**  
● matt black + sand gold  
● matt black + shiny black (selected color in the U.S. only)

## Dobi 多比

**Model**  
SQ-2181D

**Material**  
steel

**Weight**  
1.3kg / 2.9lb

**Light Source**  
E14 1 x Max 6W LED

**Color**  
● copper + matt black

## Hercules 海克力士

**Model**  
SLD-79DTE

**Material**  
steel

**Weight**  
4.8kg / 10.6lb

**Light Source**  
LED 8.6W 3000K CRI 90 576lm

**Feature**  
touch dimmer

**Color**  
● copper + matt black  
● sand gold + matt black (selected color in the U.S. only)

**Dimmable**

## Hoodie 無敵

**Model**  
SLD-150DC

**Material**  
mouth-blown glass, steel, ABS

**Weight**  
0.4kg / 0.9lb

**Light Source**  
LED 2W 2700K CRI 90

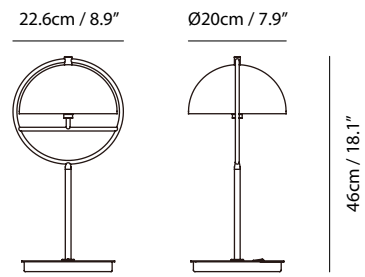
**Feature**  
touch dimmer  
rechargeable (micro-USB)

**Color**  
● matt black + copper  
● navy blue + copper  
● duke grey + sand gold  
● olive green + sand gold

**Dimmable**

# Table 桌燈

## Huan 圓



**Model**  
SG-226MD

**Material**  
steel, glass

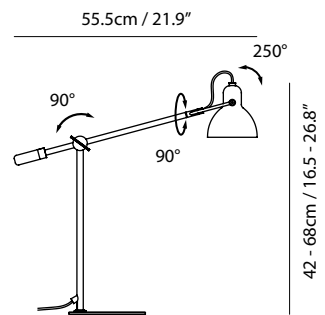
**Weight**  
2.1kg / 4.6lb

**Light Source**  
G9 2 x 5W LED 2700K CRI 90

**Color**

- matt white+ sand gold
- olive green + sand gold

## Laito Gentle 紳光



**Model**  
SQ-793MDR

**Material**  
steel

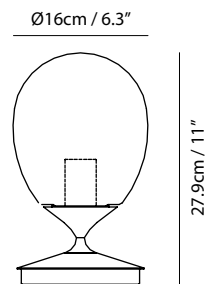
**Weight**  
1.9kg / 4.2lb

**Light Source**  
E14 1 x Max 6W LED

**Color**

- navy blue + copper
- duke grey + sand gold

## Mist LED S 白露



**Model**  
SLD-8995DJS

**Material**  
mouth-blown glass, steel

**Weight**  
2.0kg / 4.4lb

**Light Source**  
LED 5W 2700K CRI 95 291lm

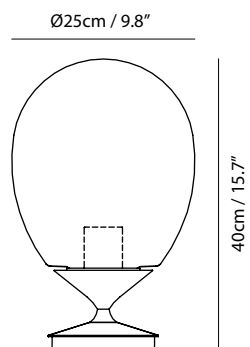
**Feature**  
mouth-blown sand-blasted glass  
DJ dimmer  
R9>85

**Color**

- pearl cocoa
- sand gold

Dimmable

## Mist LED L 白露



**Model**  
SLD-8996DJS

**Material**  
mouth-blown glass, steel

**Weight**  
3.3kg / 7.3lb

**Light Source**  
LED 9W 2700K CRI 95 655lm

**Feature**  
mouth-blown sand-blasted glass  
DJ dimmer  
R9>85

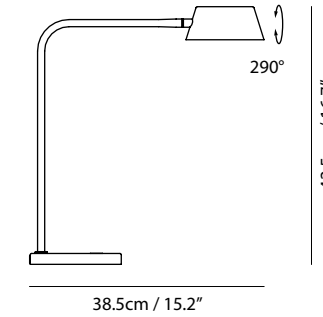
**Color**

- pearl cocoa
- sand gold

Dimmable

# Table 桌燈

## OLO



**Model**  
SLD-130DLTE

**Material**  
steel, PP

**Weight**  
2.2kg / 4.9lb

**Light Source**  
LED 6.5W 3000K CRI 90 415lm

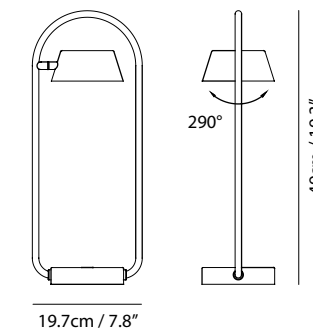
**Feature**  
touch dimmer

**Color**

- sand gold + matt black
- matt black

Dimmable

## OLO Φ



**Model**  
SLD-130DTE

**Material**  
steel, PP

**Weight**  
2.8kg / 6.2lb

**Light Source**  
LED 6.5W 3000K CRI 90 415lm

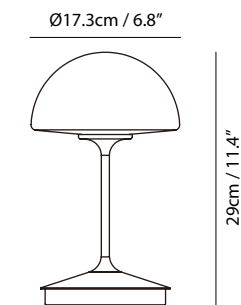
**Feature**  
touch dimmer

**Color**

- sand gold + matt black

Dimmable

## Pensée 思想



**Model**  
SLD-7992DJ

**Material**  
mouth-blown glass, steel

**Weight**  
2.0kg / 4.4lb

**Light Source**  
LED 6W 2700K CRI 90 300lm

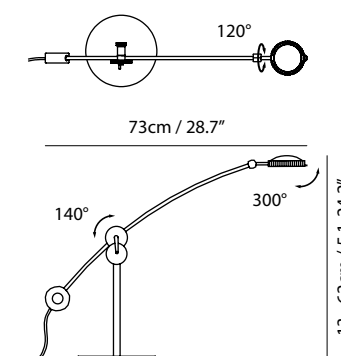
**Feature**  
DJ dimmer

**Color**

- matt black
- shiny satin
- sand gold

Dimmable

## Planet 行星



**Model**  
SLD-100DRTE

**Material**  
steel, copper

**Weight**  
3.6kg / 7.9lb

**Light Source**  
LED 8.6W 3000K CRI 90 456lm

**Feature**  
touch dimmer

**Color**

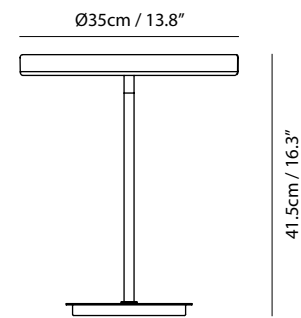
- copper + matt black

Dimmable

Available in China only

# Table 桌燈

## Sol 日恆



**Model**  
SLD-350DTE

**Light Source**  
LED 15W 2700K CRI 90 555lm

**Color**  
● matt black + shiny copper

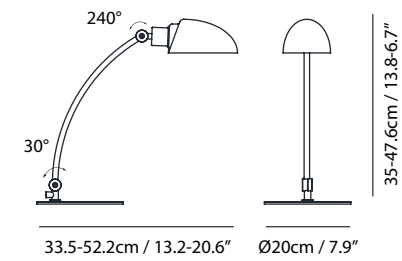


**Material**  
aluminum, steel, PP

**Feature**  
touch dimmer  
installed in upward or downward

**Weight**  
2.0kg / 4.4lb

## Vulture D 兀鷲



**Model**  
SQ-160DB

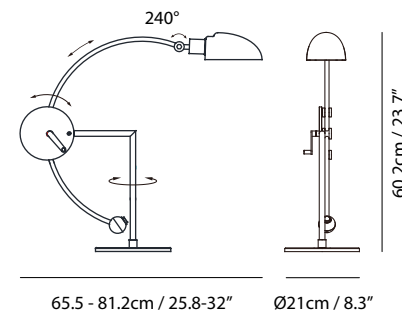
**Light Source**  
E27 1 x Max 8W LED

**Color**  
● matt opal + matt black  
● shiny green glass + sand gold

**Material**  
mouth-blown glass, steel

**Weight**  
2.0kg / 4.4lb

## Vulture DR 兀鷲



**Model**  
SQ-160DR

**Light Source**  
E27 1 x Max 8W LED

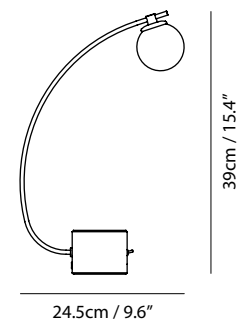
**Color**  
● matt opal + matt black  
● shiny green glass + sand gold

**Material**  
mouth-blown glass, steel

**Feature**  
multi-adjustable

**Weight**  
5.0kg / 11lb

## Wanu 銜月



**Model**  
SLD-70DB

**Light Source**  
LED 2.5W 2700K CRI 90

**Color**  
● matt opal + sand gold + concrete  
● matt opal + copper + concrete  
● matt opal + matt black + concrete

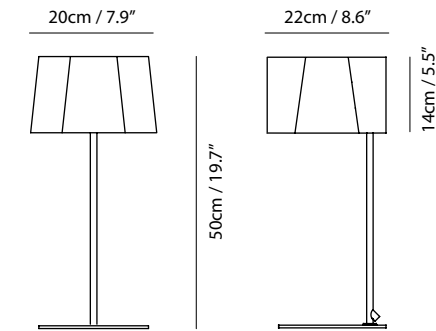
**Material**  
mouth-blown glass, concrete, steel

**Weight**  
0.8kg / 1.8lb

# Table 桌燈

## Zhe 柘

Available in the U.S. only



**Model**  
SQ-2322MD

**Light Source**  
E27 1 x Max 8W LED

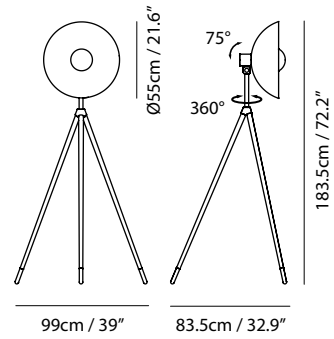
**Color**  
● matt black

**Material**  
steel

**Weight**  
2.8kg / 6.2lb

# Floor 立燈

## Apollo Mega 阿波羅



**Model**  
SLD-3655MFTE

**Material**  
aluminum, oak

**Weight**  
8.8kg / 19.4lb

**Light Source**  
LED 17W 2700K CRI 90 1210lm

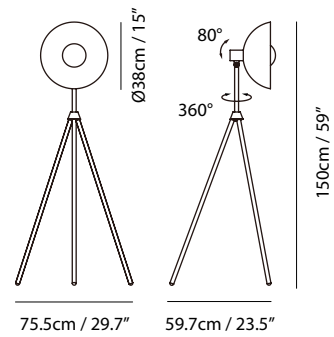
**Feature**  
touch dimmer  
oak tripod

**Color**

- matt black + copper + oak
- matt black + copper + black painted oak (selected color in the U.S. and China only)



## Apollo 阿波羅



**Model**  
SLD-3638MFTE

**Material**  
aluminum, steel

**Weight**  
6.0kg / 13.2lb

**Light Source**  
LED 13W 2700K CRI 90 804lm

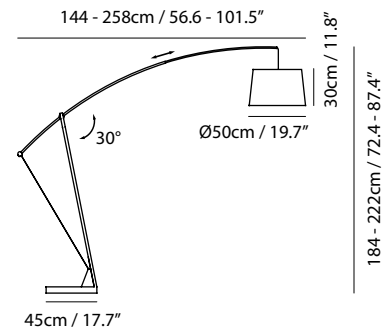
**Feature**  
touch dimmer

**Color**

- matt black + copper



## Archer Mega 射手座



**Model**  
SQ-603FLR

**Material**  
steel, fabric, beech

**Weight**  
33.5kg / 73.9lb


**Light Source**  
E27 3 x Max 8W LED

**Feature**  
multi-adjustable

**Color**

- matt black + beech

## China LED 閣



**Model**  
SLD-6354MFE

**Material**  
steel, beech

**Weight**  
8.3kg / 18.3lb

**Light Source**  
LED 18W 2700K CRI 90 1125lm

**Feature**  
in-line foot dimmer

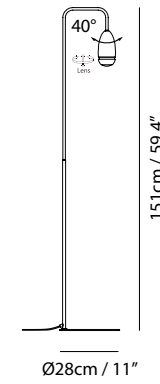
**Color**

- matt black
- sand gold + matt black (selected color in the U.S. only)



# Floor 立燈

## Dawn 旦



**Model**  
SLD-81F

**Material**  
aluminum, steel, PMMA

**Weight**  
3.4kg / 7.5lb

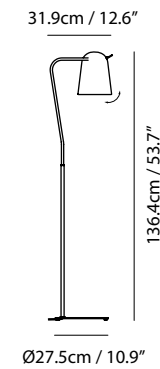
**Light Source**  
LED 6W 3000K CRI 95 297lm

**Feature**  
zoom optic 42-72°  
R9>85

**Color**

- matt black + sand gold
- matt black + shiny black (selected color in the U.S. only)

## Dodo 嘟嘟鳥



**Model**  
SQ-218FR

**Material**  
steel

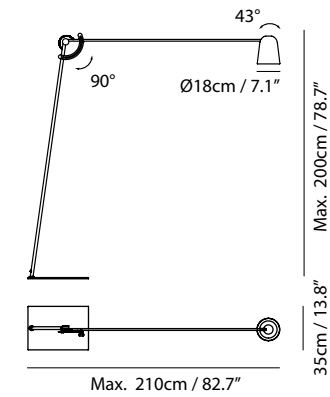
**Weight**  
3.7kg / 8.2lb

**Light Source**  
E27 1 x Max 8W LED

**Color**

- matt black

## Dodo Mega 嘟嘟鳥



**Model**  
SQ-218FL

**Material**  
steel

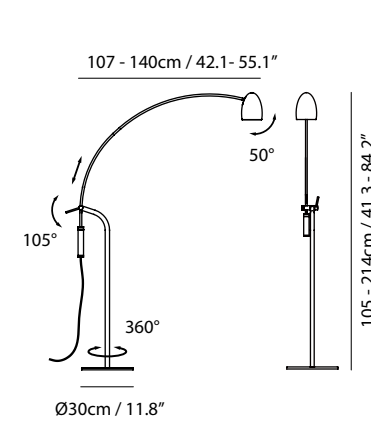
**Weight**  
16.4kg / 36.2lb

**Light Source**  
E27 1 x Max 15W LED

**Color**

- matt black

## Hercules 海克力士



**Model**  
SLD-791FTE

**Material**  
steel

**Weight**  
9.1kg / 20lb

**Light Source**  
LED 12W 3000K CRI 90 804lm

**Feature**  
touch dimmer

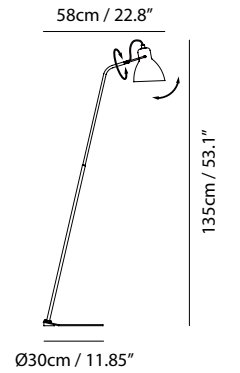
**Color**

- copper + matt black
- sand gold + matt black



# Floor 立燈

## Laito Opal 玻光



**Model**  
SQ-893FB

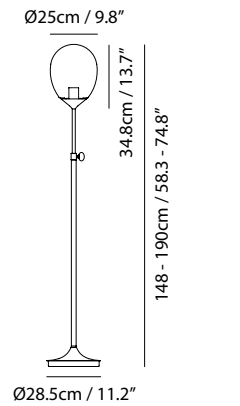
**Material**  
mouth-blown glass, steel

**Weight**  
4.6kg / 10.1lb

**Light Source**  
E27 1 x Max 8W LED

**Color**  
 matt opal + sand gold + matt white

## Mist LED 白霧



**Model**  
SLD-8996TJ


**Material**  
mouth-blown glass, steel

**Weight**  
11.2kg / 24.7lb

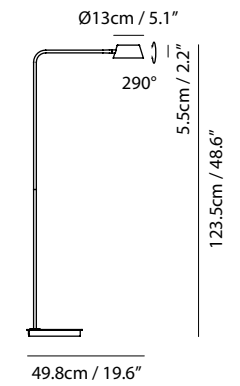
**Light Source**  
LED 9W 2700K CRI 95 655lm

**Feature**  
mouth-blown sand-blasted glass  
DJ dimmer + foot on/off switch  
R9>85

**Color**  
 pearl cocoa  
 sand gold

 Dimmable

## OLO



**Model**  
SLD-130FL

**Material**  
steel, PP

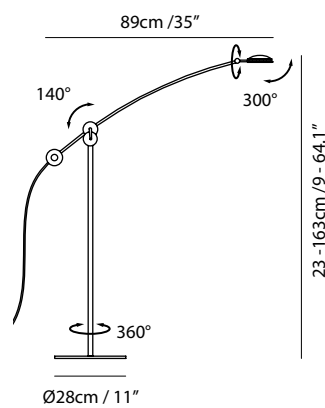
**Weight**  
2.8kg / 6.2lb


**Light Source**  
LED x 6.5W 3000K CRI 90 415lm

**Color**  
 sand gold + matt black  
 matt black

## Planet 行星


Available in China only



 **Model**  
SLD-100FRTE


**Material**  
steel, copper

**Weight**  
6.2kg / 13.7lb

 **Light Source**  
LED 8.6W 3000K CRI 90 456lm

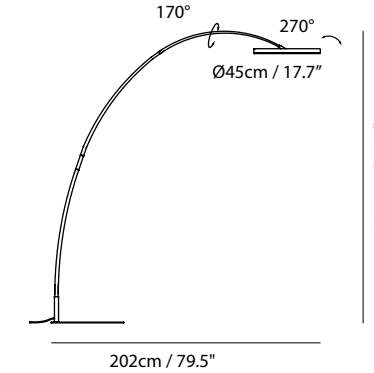
**Feature**  
touch dimmer

**Color**  
 matt black + copper

 Dimmable

# Floor 立燈

## Sol Mega 日恆



**Model**  
SLD-450FLE


**Material**  
metal, aluminum, PP, carbon fiber

**Weight**  
15.3kg / 33.7lb

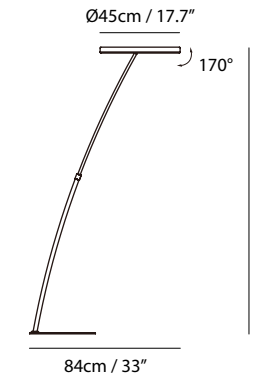
**Light Source**  
LED 21W 2700K CRI 90 802lm

**Feature**  
optical sensor dimmer  
carbon fiber

**Color**  
 matt black + copper

 Dimmable

## Sol 日恆



**Model**  
SLD-450FBE


**Material**  
metal, aluminum, PP

**Weight**  
7.2kg / 15.9lb

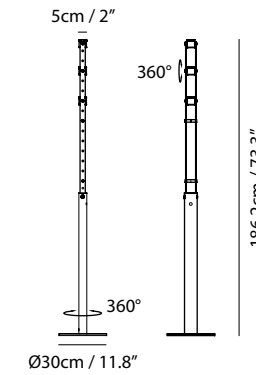
**Light Source**  
LED 21W 2700K CRI 90 802lm


**Feature**  
optical sensor dimmer

**Color**  
 matt black + copper

 Dimmable

## Tram 區間車



 **Model**  
SLD-50FE3


**Material**  
geniune brass, aluminum, steel

**Weight**  
10.2kg / 22.5lb

**Light Source**  
LED 3 x 4W 3000K CRI 95 723lm

**Feature**  
optical sensor dimmer  
R9>85

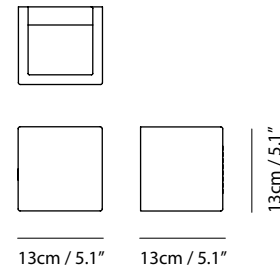
**Color**  
 geniune brass + matt black

 Dimmable

# WALL 壁燈

## Castle LED S Outdoor 堡壘

Available in the U.S. only



**Model**  
SLD-7033CWO

**Material**  
concrete, steel

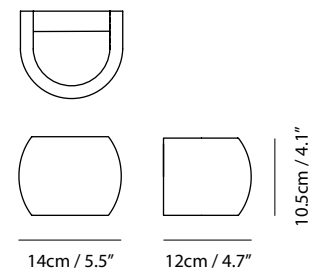
**Weight**  
1.7kg / 3.7lb

**Light Source**  
LED 5W 3000K CRI 90 128lm

**Color**  
● concrete

## Castle LED R Outdoor 堡壘

Available in the U.S. only



**Model**  
SLD-7034CWO

**Material**  
concrete, steel

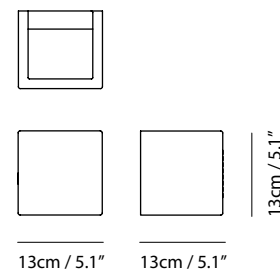
**Weight**  
1.3kg / 2.9lb

**Light Source**  
LED 5W 3000K CRI 90 128lm

**Color**  
● concrete

## Castle S 堡壘

Available in the Taiwan only



**Model**  
SG-7033CW

**Material**  
concrete, steel

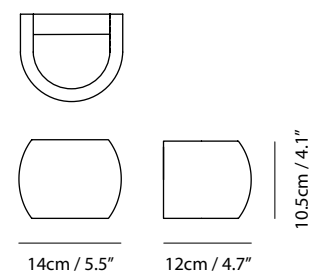
**Weight**  
1.7kg / 3.7lb

**Light Source**  
G9 1 x 3W LED 2700K CRI 90

**Color**  
● concrete

## Castle R 堡壘

Available in the Taiwan only



**Model**  
SG-7034CW

**Material**  
concrete, steel

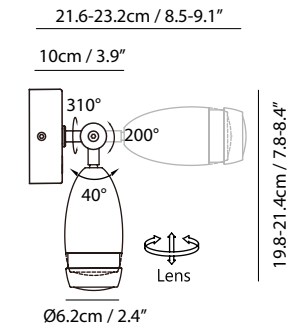
**Weight**  
1.3kg / 2.9lb

**Light Source**  
G9 1 x 3W LED 2700K CRI 90

**Color**  
● concrete

# WALL 壁燈

## Dawn 旦



**Model**  
SLD-61WRTE

**Material**  
aluminum, steel, PMMA

**Weight**  
0.8kg / 1.8lb

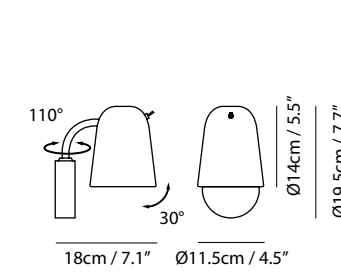
**Light Source**  
LED 5W 3000K CRI 95 237lm

**Feature**  
touch dimmer  
zoom optic 42-72°  
R9>85

**Color**  
● copper  
● matt black + sand gold  
● matt black + shiny black (selected color in the U.S. only)



## Dobi 多比



**Model**  
SQ-2181W

**Material**  
steel

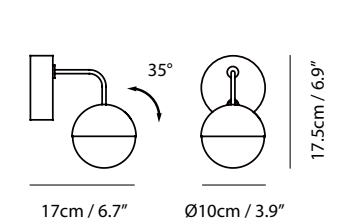
**Weight**  
0.6kg / 1.3lb

**Light Source**  
E14 1 x Max 6W LED

**Color**  
● copper + matt black  
● shiny white + sand gold

## Dora 朵拉

Available in China and Taiwan only



**Model**  
SLD-1010WDTE

**Material**  
glass, steel

**Weight**  
1.3kg / 2.9lb

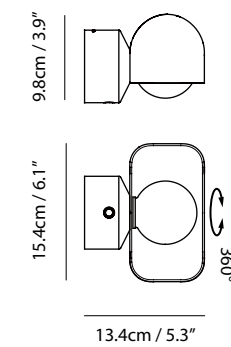
**Light Source**  
LED 6.5W 3000K CRI 90 250lm

**Feature**  
touch dimmer

**Color**  
● copper  
● brass



## Hoodie 無敵



**Model**  
SLD-150DC

**Material**  
mouth-blown glass, steel, ABS

**Weight**  
0.4kg / 0.9lb

**Light Source**  
LED 2W 2700K CRI 90

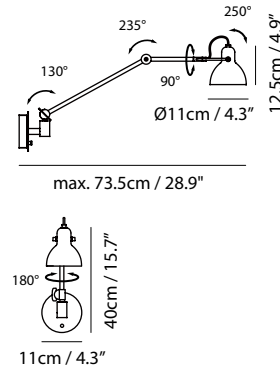
**Feature**  
touch dimmer  
rechargeable (micro-USB)

**Color**  
● matt black + shiny copper  
● navy blue + shiny copper  
● duke grey + sand gold  
● olive green + sand gold



# WALL 壁燈

## Laito Gentle 紳光



**Model**  
SQ-793MWRL

**Light Source**  
E14 1 x Max 6W LED

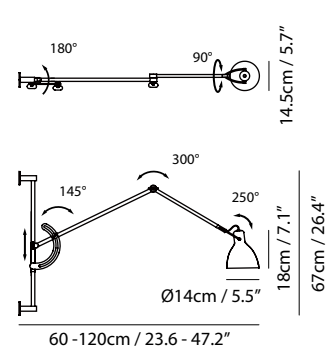
**Color**  
● navy blue + copper  
● duke grey + sand gold

**Material**  
steel

**Feature**  
adjustable arm

**Weight**  
1.3kg / 2.9lb

## Laito Mega 光



**Model**  
SQ-894MWL

**Light Source**  
E27 1 x Max 8W LED

**Color**  
● matt black + copper

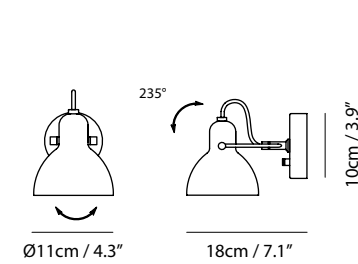
**Material**  
steel

**Feature**  
multi-adjustable

**Weight**  
2.7kg / 6lb

## Laito Mini 微光

Available in the U.S. only



**Model**  
SQ-793MWR-1

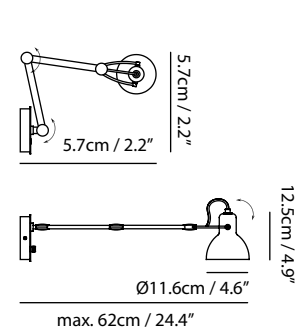
**Light Source**  
E14 1 x Max 6W LED

**Color**  
● matt black  
● matt white  
● copper  
● brass  
● chrome

**Material**  
steel

**Weight**  
0.5kg / 1.1lb

## Laito Mini L 微光



**Model**  
SQ-793MWA

**Light Source**  
E14 1 x Max 6W LED

**Color**  
● matt black + copper

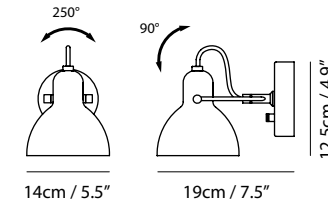
**Material**  
steel

**Feature**  
adjustable arm

**Weight**  
1.1kg / 2.4lb

# WALL 壁燈

## Laito Opal S 玻光



**Model**  
SQ-793WR

**Light Source**  
E14 1 x Max 6W LED

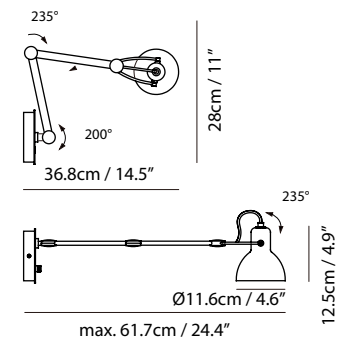
**Color**  
● opal + sand gold

**Material**  
mouth-blown glass, steel

**Weight**  
0.7kg / 1.5lb

## Laito Opal L 玻光

Available in the U.S. only



**Model**  
SQ-793WA

**Light Source**  
E14 1 x Max 6W LED

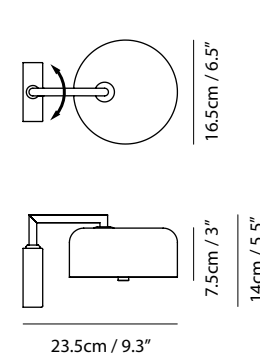
**Color**  
● opal + sand gold

**Material**  
mouth-blown glass, steel

**Feature**  
adjustable arm

**Weight**  
1.6kg / 3.5lb

## Lalu+ LED 拉魯



**Model**  
SLD-2501MWRTE

**Light Source**  
LED 5W 2700K CRI 90 200lm

**Color**  
● copper + matt black

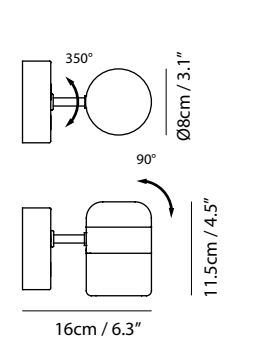


**Material**  
steel, PS

**Feature**  
touch dimmer

**Weight**  
0.9kg / 2lb

## Ling 櫺



**Model**  
SLD-80WTE

**Light Source**  
LED 6W 3000K CRI 90 145lm

**Color**  
● matt black + copper  
● matt white + sand gold



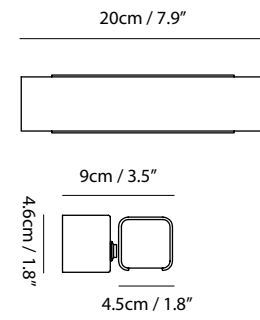
**Material**  
steel, glass, PS

**Feature**  
touch dimmer

**Weight**  
1.2kg / 2.6lb

# WALL 壁燈

## Mumu 目木

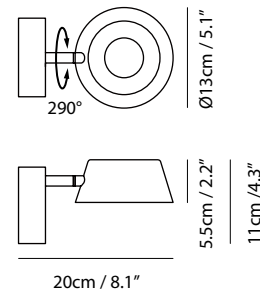


<b>Model</b> SLD-3981W	<b>Material</b> aluminum, beech/ walnut	<b>Weight</b> 0.8kg / 1.8lb
<b>Light Source</b> LED 5.7W 3000K CRI 90 382lm		
<b>Color</b>		
● matt black + walnut cap		
● matt white + beech cap		

<b>Model</b> SLD-3981WPE	<b>Material</b> aluminum, beech/ walnut	<b>Weight</b> 0.8kg / 1.8lb
<b>Light Source</b> LED 5.7W 3000K CRI 90 382lm		
<b>Feature</b> push dimmer (available in China only)		
<b>Color</b>		
● matt black + walnut cap		
● matt white + beech cap		



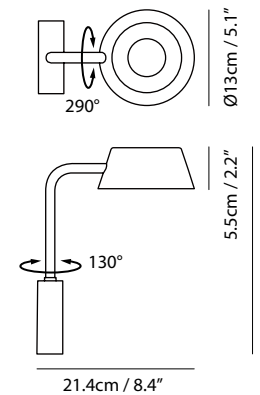
## OLO W



<b>Model</b> SLD-130WRTE	<b>Material</b> steel, PP	<b>Weight</b> 0.6kg / 1.3lb
<b>Light Source</b> LED 6.5W 3000K CRI 90 415lm		
<b>Feature</b> touch dimmer		
<b>Color</b>		
● matt black		
● copper + matt black		
● sand gold + matt black (selected color in the U.S. only)		



## OLO WU

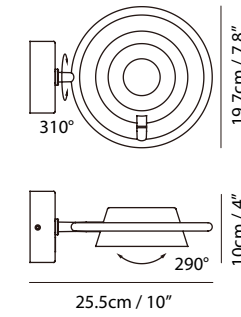


<b>Model</b> SLD-130WUTE	<b>Material</b> steel, PP	<b>Weight</b> 0.8kg / 1.8lb
<b>Light Source</b> LED 6.5W 3000K CRI 90 415lm		
<b>Feature</b> touch dimmer		
<b>Color</b>		
● matt black		
● copper + matt black		
● sand gold + matt black (selected color in the U.S. only)		



# WALL 壁燈

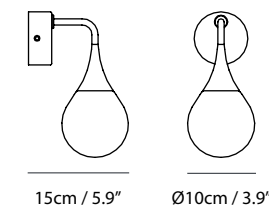
## OLO Ø



<b>Model</b> SLD-130WATE	<b>Material</b> steel, PP	<b>Weight</b> 0.8kg / 1.8lb
<b>Light Source</b> LED 6.5W 3000K CRI 90 415lm		
<b>Feature</b> touch dimmer		
<b>Color</b>		
● matt black + sand gold		
● shiny black + matt black (selected color in the U.S. only)		

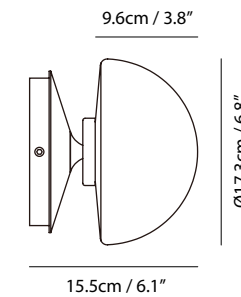


## Paopao 泡泡



<b>Model</b> SLD-1013W	<b>Material</b> mouth-blown glass, aluminum	<b>Weight</b> 1.0kg / 2.2lb
<b>Light Source</b> LED 5W 2700K CRI 95 200lm		
<b>Feature</b> mouth-blown glass with vacuum metallization R9>85		
<b>Color</b>		
● chrome		

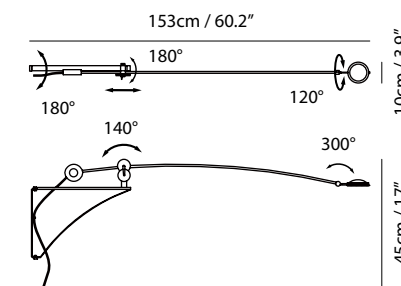
## Pensée 思想



<b>Model</b> SG-7992WJ	<b>Material</b> mouth-blown glass, steel	<b>Weight</b> 1.0kg / 2.2lb
<b>Light Source</b> G9 1 x 5W LED 2700K CRI 90		
<b>Feature</b> DJ on/off switch		
<b>Color</b>		
● matt black		
● sand gold		



## Planet 行星



Available in China only

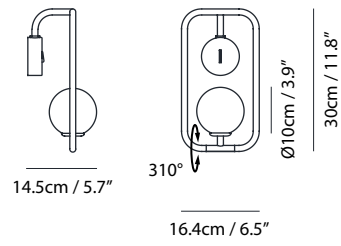
<b>Model</b> SLD-100WRTE	<b>Material</b> steel, copper	<b>Weight</b> 2.5kg / 5.5lb
<b>Light Source</b> LED 8.6W 3000K CRI 90 456lm		
<b>Feature</b> touch dimmer		
<b>Color</b>		
● matt black + copper		





# WALL 壁燈

## Sircle 方圓



**Model**  
SG-100WV

**Material**  
mouth-blown glass, steel

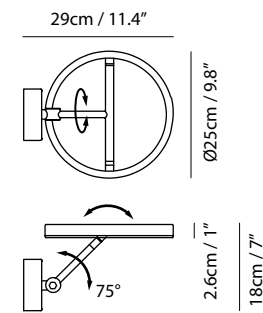
**Weight**  
1.1kg / 2.4lb

**Light Source**  
G9 1 x 3W LED 2700K CRI 90

**Color**

- copper
- sand gold
- matt black (selected color in the U.S. only)

## Sol 日恆



**Model**  
SLD-250WRTE

**Material**  
aluminum, steel, PP

**Weight**  
1.0kg / 2.2lb

**Light Source**  
LED 7W 2700K CRI90 259 lm

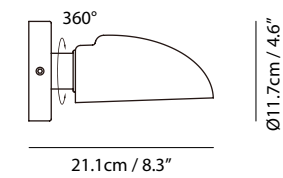
**Feature**  
touch dimmer

**Color**

- matt black + copper



## Vulture W1 兀鷲



**Model**  
SQ-160WR

**Material**  
mouth-blown glass, steel

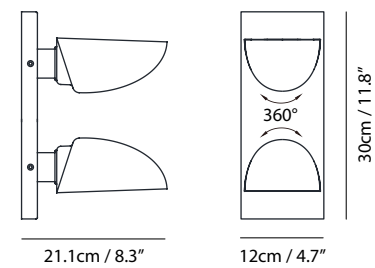
**Weight**  
0.6kg / 1.3lb

**Light Source**  
E27 1 x Max 8W LED

**Color**

- matt opal + matt black
- matt opal + sand gold
- shiny green glass + sand gold

## Vulture W2 兀鷲



**Model**  
SQ-160WR2

**Material**  
mouth-blown glass, steel

**Weight**  
1.5kg/3.3lb

**Light Source**  
E27 2 x Max 8W LED

**Color**

- matt opal + sand gold

## 協作 **Coordination**

Cachéxl

## 美術概念、平面設計 **Art direction, graphic design**

都業勤 Dou, Ye Cin

## 攝影 **Photography**

Hey!Cheese Jamie Lo

蕭旭謙 Kevin Hsiao

## 特別感謝 **Special thanks to**

蟲點子創意設計 Indot Design

嘿起司攝影 Hey!Cheese

肯緒照明設計 Concept Lighting Design Consultants

鹿麓復古五金專門店 RULU hardware fittings

夏馬城市生活 Shiamal City Life

咖啡覺醒 Coffee Wake Up

三徑就荒 Hermit's Hut

林果良品 Oringo

鳳嬌催化室 Fenko Catalysis Chamber

以覺學 INTZUITION

興趣誌 My Hobbies

北歐建築 Creative Group

上上設計 CA Design

青田中室內制作 AODA Interior Design

工一設計 ONE WORK Design

太硯設計 More-In Interior Design

築樂居 Natureology Interior Design

法藝設計 Fayi Interior Design

沐果設計 Muguo Interior Design

境觀空間設計 HAD Design

新澄設計 NEWRXID Design

寓子設計 UZ. Design

墨比設計 Mobi Interior Design

懷特室內設計 White Interior Design

( 以上感謝名單依頁面出現順序排列 )

## 發行地 **Printed in**

台北 Taipei

 **SEEDDESIGN**

SEED LIGHTING DESIGN CO., LTD

info@seedlighting.com

www.SeedDesign.tw

Taiwan& International T. +886 2 22046650

China T. +86 21 61132524

USA T. +1 425 793 5132

Copyright©2022 SEEDDESIGN

本公司保留為任何變更且無須提前通知之權利

All rights reserved.