

OMGA[®]
WOOD be nice.



OPTIMA

Programmable automatic cut-off saws




New OPTIMA Line

Essential and clean design, straight lines and transparencies, combined with sturdy construction, is the new family feeling, OPTIMA. These are the new optimizing saws from OMGA, which combine advanced design elements, with top performances and historical reliability of the OMGA brand.

The line of Optimizing and Defecting Push-Feed Saws, is made up by 3 models, available in a variety of configurations, which make it possible to respond to any need of the of the different segments of the industry; from the entry level system for the small shop, to the high performance and high production systems.

Maximum ergonomics, new power and a software designed to provide the operator complete control of the machine, at any time, make of the OPTIMA a point of reference for the industry.

DESIGN AND
TECHNOLOGY:
PASSION AND
PRECISION



OMGA[®]
WOOD be nice.




The **OPTIMA 240** is a Push-Feed Optimizing and Defecting Cut-Off Saw, for high speed production. The last generation CNC, with Windows Embedded OS and connected to an adjustable 19" Touch Screen display, combines reliability, ease of use and always maintains the ergonomic position of the operator. The network connection is guaranteed by an available RJ45 Ethernet port and the software allows for reports on the ongoing production runs, to always be available on screen or through the network, without interrupting the process of the machine. The pusher system, rides on precision linear rails and bearings and, along with the pneumatic tail clamp and linear encoder, ensures very accurate positioning of the work piece (+/- 0.15 mm). The loading table, allows the operator to grade and prepare multiple boards which may be loaded in sequence, eliminating waste of time. The cutting area is fitted with a system of "intelligent" vertical and

horizontal clamps, which automatically adapt to the dimension of the stock being processed, making the cutting cycle faster and ensuring the squareness of the cut pieces. The optimization software features a wide variety of available cutting programs and combinations, which make this system very versatile and ready to respond to the different needs of the industry.

The OPTIMA 240 is available in 2 different configurations of maximum length of infeed boards, 4200 mm and 6200 mm.


The system may be completed with a variety of optional equipment such as sorters with kickers, automatic loading systems, in-line high resolution ink-jet printer width sensor as well as custom executions, based on the needs of our customers.




OPTIMA 240: TOP PERFORMANCE



CNC, with Windows Embedded OS and connected to an adjustable 19" Touch Screen display, allows the easy and comfortable use on the part of any operator, reducing vision fatigue and ensures a natural touch on the screen.



A vertical tail clamp fitted on the pusher, allows for feeding speeds of 240 m/min. while ensuring very precise cutting tolerances of +/- 0.15 mm.



Detail of the cutting area with "Intelligent" front and vertical clamps, riding on high precision linear bearings. The see-through polycarbonate guard, allows for a clear line of sight to the area of the operation of the saw and easy access to the compartment for maintenance, through the assisted lifting of the guard.





YOUR PASSION
IS OUR
INSPIRATION.



CNC integrated to an adjustable 10'4" Touch Screen display, offers an easy of data entry combined with an intuitive user interface to navigate through the different optimization programs available. The adjustable Touch-Screen display allows the easy and comfortable use on the part of any operator, reducing vision fatigue and providing a natural touch on the screen.



A vertical tail clamp fitted on the pusher, allows for feeding speeds of 120 m/min. while ensuring very precise cutting tolerances of +/- 0.15 mm.



OPTIMA 120: FLEXIBILITY AND PRODUCTIVITY

The **OPTIMA 120** is a Push-Feed Optimizing and Defecting Cut-Off Saw, of extreme versatility. It is fitted with the last generation CNC, with adjustable 10.4" Touch Screen display, combines reliability, ease of use and always maintains the ergonomic position of the operator. The pusher system, rides on precision linear rails and bearings and, along with the pneumatic tail clamp and linear encoder, ensures very accurate positioning of the work piece (+/- 0.15 mm). The cutting area is fitted with a system of "intelligent" vertical and horizontal clamps, which automatically adapt to the dimension of the stock being processed, making the cutting cycle faster and ensuring the squareness of the cut pieces. The network connection is guaranteed by an available RJ45 Ethernet port and/or USB connection and the software allows for reports on the ongoing production runs, to always be available on screen or through the network, without interrupting the process of the machine.

The OPTIMA 120 is available in 2 different configurations, SNC and OPT:

SNC allows to process cutting jobs with step-down optimization of the different lengths present in the program or to process pre-determined cutting patterns. This configuration is ideal for batch-cutting.

OPT Capable of optimization coupled with defecting capability. The board is read through a laser guided system, which allows to select up to two separate grades and an absolute accuracy, even on finished parts, without leaving any trace.





The **OPTIMA 60** is a Push-Feed Optimizing and Defecting Cut-Off Saw. It is fitted with the last generation CNC, with adjustable 10.4" Touch Screen display, combines reliability, ease of use and always maintains the ergonomic position of the operator.

The pusher system may be fitted with a pneumatic tail clamp and linear encoder (Optional), which ensure very accurate positioning of the work piece (+/- 0.15 mm).

The cutting area may be fitted with a system of horizontal clamps (Optional), ensuring the squareness of the cut pieces. The network connection is guaranteed by an available RJ45 Ethernet port and/or USB connection and the software allows for reports on the ongoing production runs, to always be available on screen or through the network, without interrupting the process of the machine.

The OPTIMA 60 is available in 2 different configurations, SNC and OPT:

SNC allows to process cutting jobs with step-down optimization of the different lengths present in the program or to process pre-determined cutting patterns. This configuration is ideal for batch-cutting.

OPT Capable of optimization coupled with defecting function. The board is read through a laser guided system, which allows to select up to two separate grades and an absolute accuracy, even on finished parts, without leaving any trace.

OPTIMA 60: SIMPLICITY AND CUTTING QUALITY



A vertical tail clamp fitted on the pusher, allows for feeding speeds of 60 m/min. while ensuring very precise cutting tolerances of +/- 0.15 mm.




CNC integrated to an adjustable 10'4" Touch Screen display, offers an easy of data entry combined with an intuitive user interface to navigate through the different optimization programs available. The adjustable Touch-Screen display allows the easy and comfortable use on the part of any operator, reducing vision fatigue and providing a natural touch on the screen.

The image features a close-up, low-angle shot of a curved wooden structure, possibly a ceiling or a large-scale architectural element. The structure is composed of numerous thin, light-colored wooden slats that curve and taper towards the center, creating a sense of depth and movement. The lighting is warm and directional, highlighting the texture and grain of the wood. In the top left corner, there is a solid blue rectangular area containing white text.

OPTIMA
VERSATILITY
AND CREATIVITY
WITHOUT
BOUNDARIES



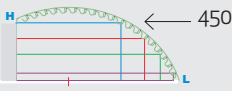
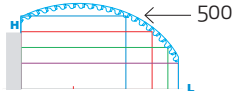
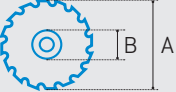





High Resolution INK-JET Printer, to print custom strings and logos on cut pieces. The system uses HP cartridges, which make it reliable and easy to maintain. The printer interface is integrated within the optimization software.



Front loader with ramps, of new design, more functional and ergonomic. Available in a variety of sizes and ramps configurations.



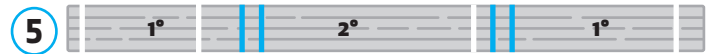
Automatic sorting system with kickers, available in different lengths and configurations, based on the different needs. The handling of the sorting system is integrated within the optimization software.

		OPTIMA 240	OPTIMA 120	OPTIMA 60		
	mm (L x H)	215 x 100 244 x 80 275 x 50 300 x 18	200 x 110 245 x 80 275 x 50 300 x 14	200 x 110 245 x 80 275 x 50 300 x 14		
	mm (L x H)	220 x 120 240 x 110 280 x 80 300 x 50	200 x 140 250 x 110 280 x 80 300 x 50	200 x 140 250 x 110 280 x 80 300 x 50		
	mm RPM	A = Ø 450 B = Ø 35 3000 n/1' opt. Ø 500	A = Ø 450 B = Ø 35 3000 n/1' opt. Ø 500	A = Ø 450 B = Ø 35 3000 n/1' opt. Ø 500		
	kW	1 x 5,5 kW 1 x 2,0 kW opt. 7,5 kW	1 x 4,6 kW 1 x 400 W	1 x 4,6 kW 1 x 400 W		
	Ø mm	200	160	160		
	atm	7/8	7/8	7/8		
	mm	900	900	900		
	n°	1-8	SNC 1-2	OPT 1-5	SNC 1-2	OPT 1-5


Cutting Programs *




1 Cutting pattern with fixed sequence.



5 Optimized cutting on two grades.



2 Full board optimization, with 6 different criteria.



6 Optimized cutting and defect removal with clear recovery for Finger Joints (●).



3 Optimized cutting with defect removal.



7 Optimized cutting and defect removal with waste fragmentation (X).

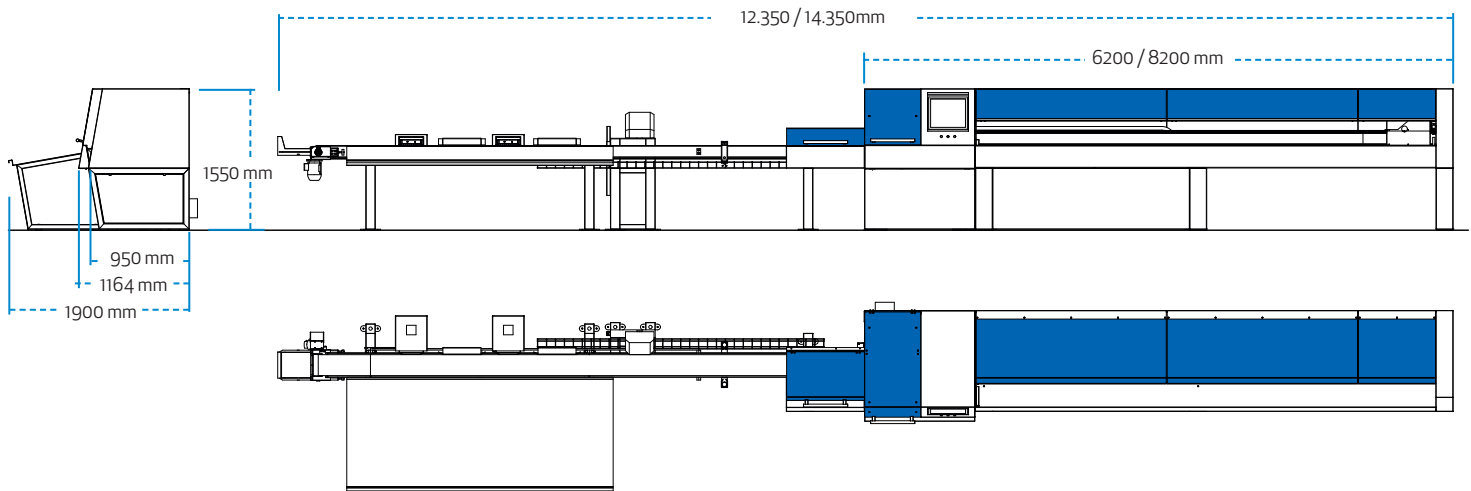


4 Defecting with front and end trim.

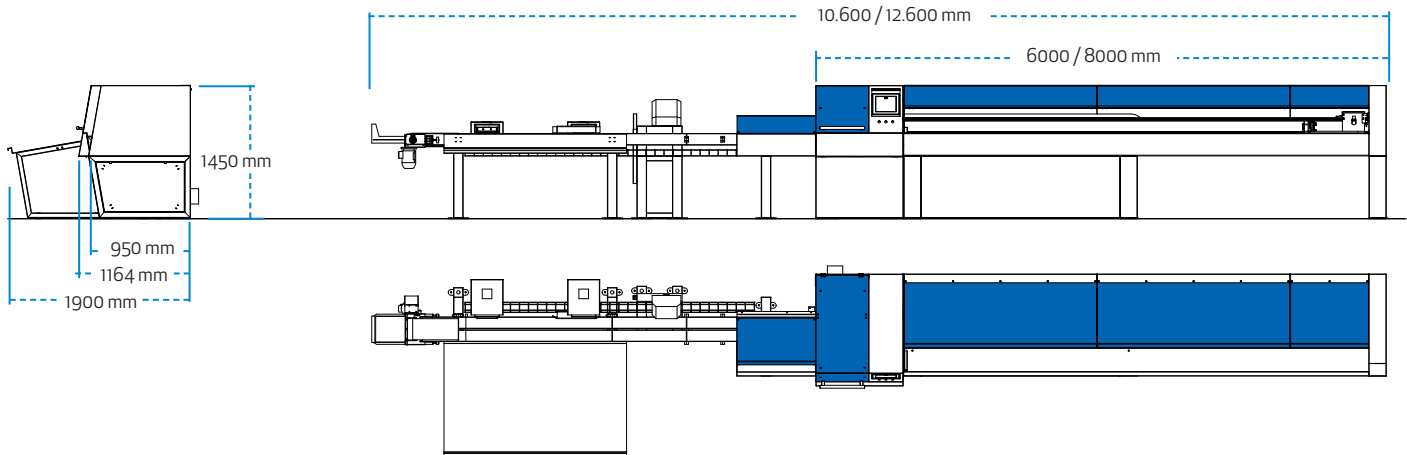


8 Optimized cutting on three grades with marking on one side.

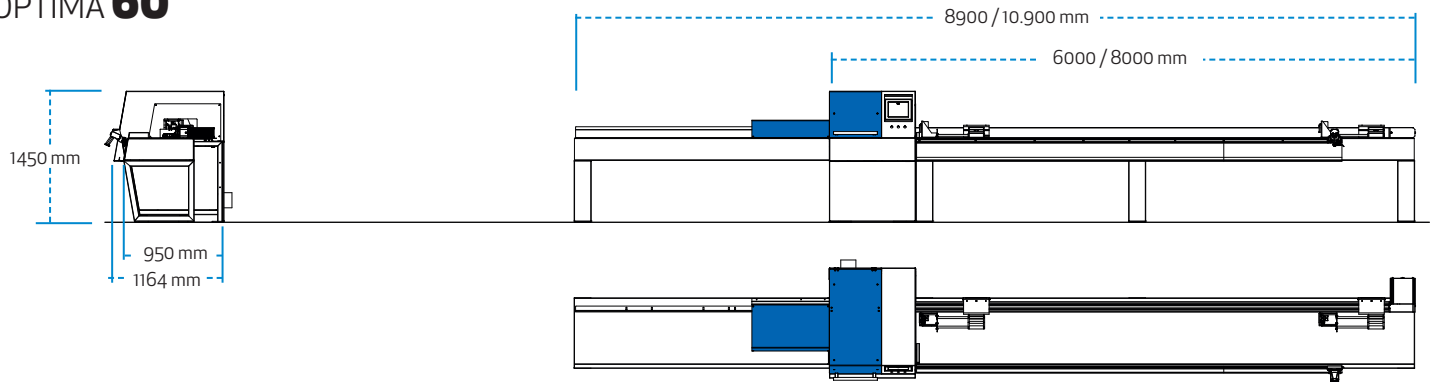
OPTIMA 240



OPTIMA 120



OPTIMA 60





DIERREGI srl
Via della Scienza 5
41012 Carpi (MO) - ITALY
Tel. +39 059 803 0103
Fax: +39 059 803 0113
omga@omga.it
www.omga.it