





Maschinenbau

*Optimal
framework*



Gluing Presses

QUATTRA



The gluing press QUATTRA was especially developed for the pressing of frames and edges. QUATTRA consists of a stable framework made of thick-walled steel sections.

Vertical and lateral pressure beams which can be displaced freely take up the hand-hydraulic or electro-hydraulic press units and the related counter-bearings.

An adjustment as close as possible to the requirements of wood-working companies played a vital role during the development of the construction series QUATTRA.

The generous working area contributes to this adjustment as does the absolutely free positioning of the functional elements.



Manual hydraulic operation or electro-hydraulic operation at the push of a button – owners of QUATTRA may choose.

Both systems generate enough pressure and may be inserted in all versions of the QUATTRA series.





Maschinenbau

The operation became ever easier thanks to the new, centrally operated lateral pressure beam.

The centrally positioned safety lever acts on the upper and lower frame cross bars.

The double locking ensures the positive and rectangular placement of the beam for squaring of workpieces.



The manufacture of boxes become a walkover with the QUATTRA case press. The counter bearings and press element are simply fixed on the suitable vertical pressure beam and put into the right position. The press elements are supported by fine-adjustable belts for the rectangular pressing operation.

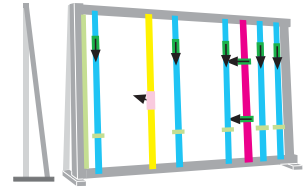


Reinhold Beck
 Maschinenbau GmbH
 Im Grund 23
 D-72505 Krauchenwies
 Phone +49 7576 1419
 Fax +49 7576 1485
 info@beck-maschinenbau.de
 www.beck-maschinenbau.de

Technical data

QUATTRA 1 / QUATTRA EH 1* 1-sided, stationary

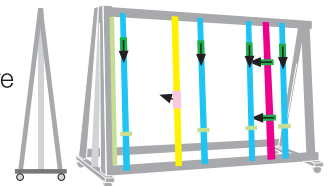
- stable frame welded construction
- frame pressing device with full height machined steel beam on left
- 1 rolling lateral pressure beam for width regulation with locking device in the 50 mm matrix of holes system, with central locking driving bolt
- 2 horizontally and infinitely variable hand-hydraulic press units, press power of 20,000 N, 60 mm stroke
- 5 (model EH = 3) anti-ager friction-bearing vertical pressure beams made of thick-walled section tube, zinc-plated with hand-hydraulic press units*, press power of 20,000 N, 60 mm stroke. Press units can be adjusted in the 50 mm matrix of holes. Abutment can be adjusted six-fold with fuse cut-out. Abutment and pressure plate 140 mm long, 80 mm deep.
- 1 face pressure unit, zinc-plated for manual suspension with spindle surface pressure
- coat of varnish: off-white RAL 9002, pressure plate and abutment gentian blue RAL 5010
- outside measurements: width x height x depth 3,340 x 2,320 x 730 mm
- optionally available with more or less vertical pressure beams



| Item-No. | Working dimensions as frame press Width x height | Working dimensions as edge press Width x height |
|----------------|---|--|
| Q 001/Q EH 001 | 2,700 x 1,800 mm | 3,000 x 1,800 |

QUATTRA 2 / QUATTRA EH 2* 2-sided, mobile, equipped on one side

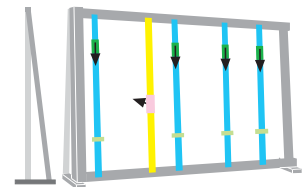
- 1 frame pressing device with full height machined steel beam on left, rolling lateral pressure beam and 2 hand-hydraulic cylinders
- 4 (model EH = 3) anti-ager friction-bearing vertical pressure beams with hand-hydraulic press units*
- 1 face pressure unit
- outside measurements: width x height x depth 3,300 x 2,450 x 1,200 mm
- optional: equipment on two sides, further options: see list of accessory items
- other features as QUATTRA 1



| Item-No. | Working dimensions as frame press Width x height | Working dimensions as edge press Width x height |
|----------------|---|--|
| Q 002/Q EH 002 | 2,700 x 1,800 mm | 3,000 x 1,800 |

QUATTRA 3A + 3B / QUATTRA EH 3A + 3B*

- gluing stand without frame pressing device
- 4 anti-ager friction-bearing vertical pressure beams with hand-hydraulic press units* and abutment
- 1 face pressure unit
- other features as QUATTRA 1



| Make | Item-No. | Working dimensions Width x height | Outside dimensions Width x height x depth |
|------------|----------------|--------------------------------------|--|
| QUATTRA 3A | Q 003/Q EH 003 | 2,500 x 1,800 mm | 2,800 x 2,300 x 730 mm** |
| QUATTRA 3B | Q 004/Q EH 004 | 3,000 x 1,800 mm | 3,300 x 2,300 x 730 mm** |



*QUATTRA models "EH"
 are equipped with an electro-hydraulic unit
 and hydraulic cylinders.
 **exterior width + 210 mm

Special designs on request.