

# **megamaster™**

TOGETHER, MADE BETTER

## **FOREST FIRE PIT**

**MODEL: FSF0039**



### **Questions, problems, missing parts?**

Before returning to your retailer, call our Customer Service Department at Tel: (010) 001 6342, Operating hours: 8 a.m. - 5 p.m., CAT, Monday - Thursday and Friday till 2 p.m.

Alternatively, you can send us an e-mail at [service@megagroup.co.za](mailto:service@megagroup.co.za)

or visit us online at: [www.megamaster.co.za](http://www.megamaster.co.za)

# THIS MANUAL IS DESIGNED TO FIT INTO A DRAWER,

**BUT THAT'S NOT WHERE IT BELONGS.**

We get it. You've just unboxed your Megamaster Forest Fire Pit and you can't wait to fire it up. The feeling of warmth and relaxation and everything else you could possibly imagine certainly aren't going to assemble themselves.

At Megamaster, we believe anything worth doing is worth doing well. That's why, as with all of our products, we've put a lot of thought and effort into this user manual. It really is the first step towards making your time with friends and family more valuable.

## **INSTALLATION INSTRUCTIONS & USER MANUAL**

**Actual product may differ slightly from the picture. Megamaster products and factories comply with the Quality Management System standards required by all major retailers in South Africa.**

+27 (0)12 802 1515 PO Box 15, Woodlands, 072, SouthAfrica  
[www.megamaster.co.za](http://www.megamaster.co.za)

**IMPORTANT** - Please read and follow these instructions fully before use and KEEP for future reference. Failure to follow these instructions can cause death, serious injury or property damage.

**Read and follow the below instructions.**

Please retain these instructions for future use:

- The product is for outdoor use only. Do not use it as a furnace, as it is used for heating only.
- Do not use this product on decking or any other flammable surfaces such as dry grass, woodchips or leaves it can cause a fire.
- This product cannot be used in any enclosed areas as toxic carbon monoxide fumes can accumulate and can cause asphyxiation.
- Ensure this product is positioned at least 2 meters away from flammable items.
- This product should only be used by adults. Children and pets should be kept at a safe distance.
- Do not use petrol, white spirit, lighter fluid, alcohol, or any other chemicals to light a fire as it can cause a rapid increase in temperature.
- This product is only suitable for use with charcoal, untreated wood or dry logs. Do not use anthracite as fuel.
- Do not touch this product or move fuel until it is completely cooled down, unless you are wearing heat resistant gloves or using tools.
- Do not leave a burning fire unattended hot embers can be a fire hazard.
- Do not attempt to store this product until all ashes and charcoals are completely extinguished.
- Always empty this product after use. Do not remove ashes or charcoal until they have completely cooled down.
- Avoid breathing smoke from the fire and avoid getting it into your eyes.
- Always thoroughly inspect this product before use.

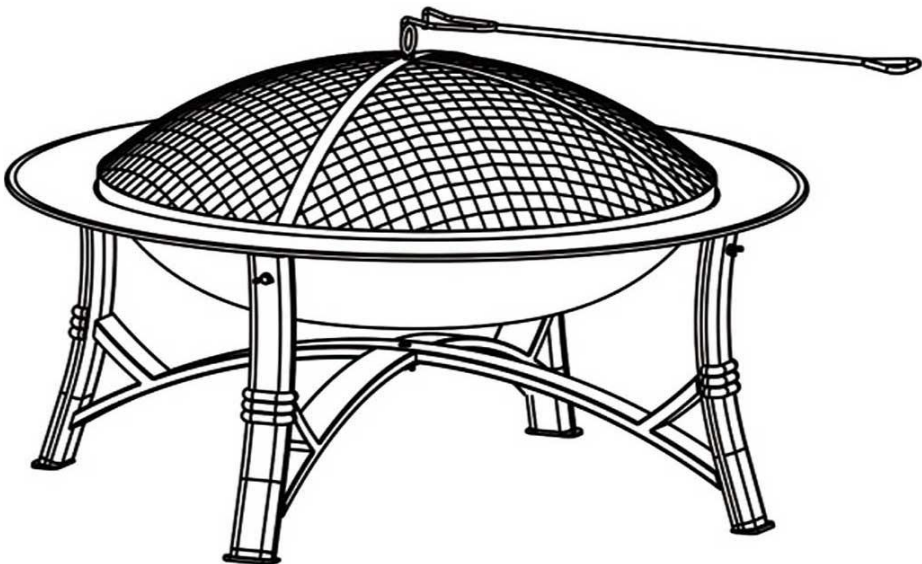
- Ensure this product is positioned on a permanent flat, level ground, heat resistant, non-flammable surface away from flammable materials.
- Remove the lid from the product before use.
- Light the paper or dry kindling to start a fire. Once sufficiently alight, add small logs and allow to burn out slowly.
- Do keep fuel away from the wall of this product as the high temperature may damage it.
- When shifting logs, use a safety tool to allow for additional airflow.
- When not in use, allow the product to completely cool down.
- Please do NOT hose down or use any other method to force cool this unit it needs to cool down gradually.
- This product should be inspected on a regular basis to ensure product safety and longer product life.
- This product will age and discolor naturally this is normal and to be expected. This will not affect use and is not a product fault.
- This warranty does not cover any rust.

## EXTINGUISHING

- Do not use water to extinguish this product as it could damage, simply allow the fire to die naturally or douse with sand.

## STORAGE

- Store this product in a dry location to maximize product life. When not in use, cover this product to prevent rainwater from entering as this may rust the Fire Pit.



PARTS LIST

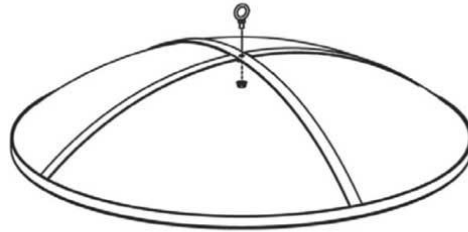
(1) Lift handle		1 X	(7) Decorative nut		1 X
(2) Mesh cover		1 X	(8) Decorative screw		1 X
(3) Charcoal grate		1 X	(9) Wing Screw		4 X
(4) Fire bowl		1 X	(10) Nut		1 X
(5) Upper leg assembly		1 X	(11) Poker		1 X
(6) Lower leg assembly		1 X			



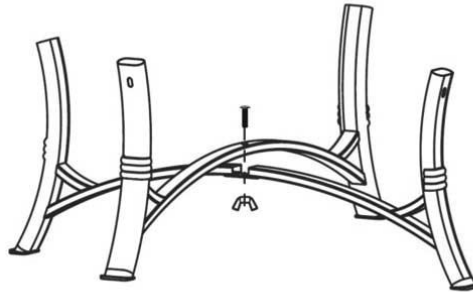
- Dispose of all polythene packaging carefully out of reach of children.
- Please read the section on safety prior to using your Megamaster product.

## ASSEMBLY

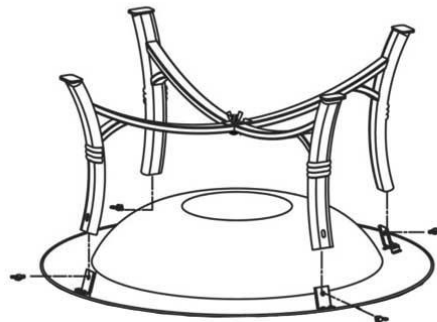
Step 1:



Step 2:



Step 3:



Step 4:



The manufacturer warrants to the original consumer-purchaser only that this product shall be free from defects in workmanship and materials after correct assembly and under normal and reasonable home use for the periods indicated below beginning on the date of purchase. The manufacturer reserves the right to require photographic evidence of damage, or that defective parts be returned, postage and/or freight pre-paid by the consumer, for review and examination. Megamaster obligation is limited to repair, replacement, or depreciated value, at the option of Megamaster.

•**UNIT** :6 months *LIMITED* warranty \*Does not cover chipping, scratching, cracking surface corrosion, scratches or rust.

Upon consumer supplying proof of purchase as provided herein, Manufacturer will repair or replace the parts which are proven defective during the applicable warranty period. Parts required to complete such repair or replacement shall be free of charge to you except for shipping costs, as long as the purchaser is within the warranty period from the original date of purchase. Reasonable proof of your date of purchase. The original consumer-purchaser will be responsible for all shipping charges of parts replaced under the terms of this limited warranty. This limited warranty is applicable in South Africa only, is only available to the original owner of the product and is not transferable. Manufacturer requires, you should retain your sales receipt and/or invoice. If the unit was received as a gift, please ask the gift-giver to send in the receipt on your behalf, to the below address. Defective or missing parts subject to this limited warranty will not be replaced without registration or proof of purchase. Missing parts needs to be reported within 7 days of purchase. This limited warranty applies to the functionality of the product **ONLY** and does not cover cosmetic issues such as scratches, dents, corrosions or discoloring by heat, abrasive and chemical cleaners or any tools used in the assembly or installation of the appliance, surface rust, or the discoloration of stainless-steel surfaces. Surface rust, corrosion, or powder paint chipping on metal parts that does not affect the structural integrity of the product is not considered a defect in workmanship or material and is not covered by this warranty. This limited warranty will not reimburse you for the cost of any inconvenience, food, personal injury or property damage. If an original replacement part is not available, a comparable replacement part will be sent. You will be responsible for all shipping charges of parts replaced under the terms of this limited warranty.

#### MANUFACTURER WILL NOT PAY FOR:

- Service calls to your home.
- Repairs when your product is used for other than normal, single-family household or residential use.
- Damage resulting from accident, alteration, misuse, lack of maintenance/cleaning, abuse, fire, flood, acts of God, improper installation, and installation not in accordance with electrical or plumbing codes or misuse of product.
- Replacement parts or repair labor costs for units operated outside South Africa.
- Pickup and delivery of your product.
- Postage fees or photo processing fees for photos sent in as documentation.
- Repairs to parts or systems resulting from unauthorized modifications made to the product.
- The removal and/or reinstallation of your product.
- Shipping cost, standard or expedited, for warranty/non warranty and replacement parts.

#### DISCLAIMER OF IMPLIED WARRANTIES: LIMITATION OF REMEDIES

*Repair or replacement of defective parts is your exclusive remedy* under the terms of this limited warranty. Manufacturer will not be responsible for any consequential or incidental damages arising from the breach of either this limited warranty or any applicable implied warranty, or for failure or damage resulting from acts of God, improper care and maintenance, grease fire, accident, alteration, replacement of parts by anyone other than manufacturer, misuse, transportation, commercial use, abuse, hostile environments (inclement weather, acts of nature, animal tampering), improper installation or installation not in accordance with local codes or printed manufacturer instructions.

THIS LIMITED WARRANTY IS THE SOLE EXPRESS WARRANTY GIVEN BY THE MANUFACTURER. NO PRODUCT PERFORMANCE SPECIFICATION OR DESCRIPTION WHEREVER APPEARING IS WARRANTED BY MANUFACTURER EXCEPT TO THE EXTENT SET FORTH IN THIS LIMITED WARRANTY. ANY IMPLIED WARRANTY PROTECTION ARISING UNDER THE LAWS OF ANY STATE, INCLUDING IMPLIED WARRANTY OF MERCHANTABILITY OR FITNESS FOR A PARTICULAR PURPOSE OR USE, IS HEREBY LIMITED IN DURATION TO THE DURATION OF THIS LIMITED WARRANTY.

Neither dealers nor the retail establishment selling this product has any authority to make any additional warranties or to promise remedies in addition to or inconsistent with those stated above. Manufacturer's maximum liability, in any event, shall not exceed the documented purchase price of the product paid by the original consumer. This warranty only applies to units purchased from an authorized retailer and or re-seller.

If you wish to obtain performance of any obligation under this limited warranty, you should write to:

**Megamaster Customer Service**

**PO Box 15, Woodlands, 0072, South Africa**

*All consumer returns, parts orders, general questions, and troubleshooting assistance can be acquired by calling 010 001 6342 or sending an e-mail to [service@megagroup.co.za](mailto:service@megagroup.co.za)*



# LOOK AFTER YOUR MEGAMASTER PRODUCT AND IT WILL LOOK AFTER YOU.

The best friendships are made better when you spend quality time together.

Make it a lasting friendship by making the effort to follow our care and maintenance guide.

*megamaster*™

# THANK YOU

**YOU ARE NOW A MEGAMASTER MANUAL PRO.**

Get out there and enjoy making your Megamaster experience even better.

For great inspiration and a range of products to use with your Freestanding Fireplace, check out the pages on our website [www.megamaster.co.za](http://www.megamaster.co.za)

+27 (0)12 802 1515 PO Box 15, Woodlands, 072, SouthAfrica  
[www.megamaster.co.za](http://www.megamaster.co.za)