


Draw this Fairytale Castle in 5 easy stages



STAGE 1

Begin your drawing by outlining your subject in black on to smooth paper...



STAGE 2

Start to build up the drawing with layers of tone...



STAGE 3

Continue adding layers and darker tones to achieve more density...




STAGE 4

Keep the darker tones coming, using a blender to intensify your image...



STAGE 5


Complete the drawing with final details in graphite pencil and some subtle blending.



Share your version of the graphite Castle drawing on Facebook or Instagram #castlearts

www.castlearts.co.uk

www.castlearts.com





www.castlearts.co.uk
www.castlearts.com
#castlearts

The graphite media used
to create this drawing:

Soft Graphite Pencil | Graphite Sticks