

Shading with Graphite




Making your mark, and blending


Use varied lines with subtle shifts in width and tone for a more interesting sketch. Control takes some practice, but experimenting with grades and holding at different angles will allow you to create a variety of marks.




Hatching:
Soft Pencil



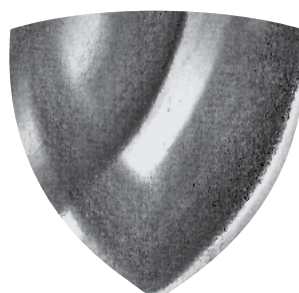
Cross Hatching:
Soft Stick




Stippling: Soft and Hard
Stick, and Soft Pencil



Paper Blender

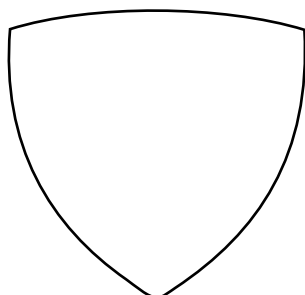


Twin-tipped Blender

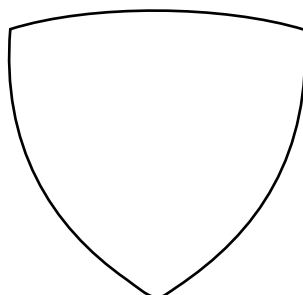


Kneadable Eraser
removal method


Try it yourself



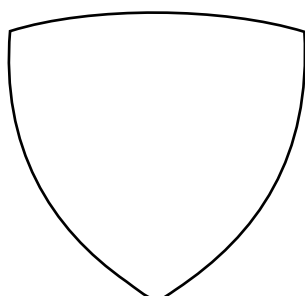
Hatching:
Soft Pencil



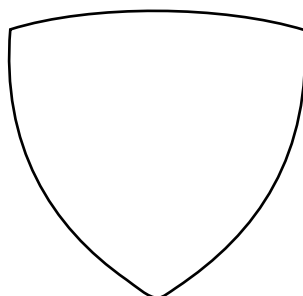
Cross Hatching:
Soft Stick



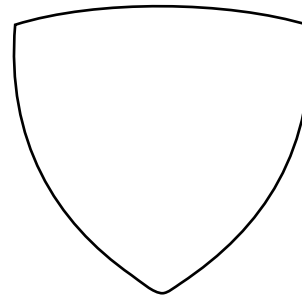
Stippling: Soft and Hard
Stick, and Soft Pencil



Paper Blender



Twin-tipped Blender



Kneadable Eraser
removal method