



























# % OF NATURAL VS. TONE

LEVEL	CATEGORY	% OF TONE	TONE
6 = 6N	INTENSIVE NATURAL	100% 	NATURAL
6.0 = 6NN	EXTRA INTENSIVE NATURAL	100% 	NATURAL
6.01 = 6NA	ASH NATURAL	80% 	NATURAL
		20% 	ASH
6.003 = 6NNG	MEDIUM NATURALS	90% 	NATURAL
		10% 	GOLD
6.2 = 6V	VIOLET	50% 	NATURAL
		50% 	VIOLET
6.222 = 6VVV	VIOLET	90% 	VIOLET
		10% 	NATURAL
6.23 = 6VG	TOBACCO	50% 	NATURAL
		30% 	VIOLET
		20% 	GOLD
6.3 = 6G	GOLDEN	50% 	NATURAL
		50% 	GOLD
6.32 = 6GV	BEIGE	50% 	NATURAL
		30% 	GOLD
		20% 	VIOLET
6.34 = 6GC	GOLD COPPER	50% 	NATURAL
		30% 	GOLD
		20% 	COPPER
6.35 = 6GM	COCOA	50% 	NATURAL
		30% 	GOLD
		20% 	RED VIOLET
6.4 = 6C	COPPER	50%	NATURAL
		50%	COPPER
6.5 = 6M	MAHOGANY	50%	NATURAL
		50%	RED VIOLET
6.6 = 6R	AUBURN	50%	NATURAL
		50%	RED
6.66 = 6RR	AUBURN	75%	RED
		25%	NATURAL
6.77 = 6Ch	CHOCOLATE	75%	WARM BROWN
		25%	NATURAL
6/2 = 6MT	MATTE	50%	NATURAL
		50%	GREEN