



20" Lumen-X Tabletop Billiards



Please keep this instruction manual for future reference

If you have any problems with your new product, please visit our website www.triumphsportsusa.com for the fastest expedited service possible for your replacement part ordering needs. Please have a copy of your receipt of purchase. For any technical support or warranty issues, please contact Triumph Sports USA at 1-866-815-4173 or email us at csr@triumphsportsusa.com

Limited 90-Day Triumph Sports USA, Inc. Warranty

All Triumph Sports USA, Inc. (TSU) games have a limited 90-day from date of purchase warranty. This warrants the retail purchaser for any TSU game purchased to be free from any defect in materials and construction for 90 days from the date of purchase. The only exceptions to the warranty include main frames, tabletops, playing surfaces, batteries or tools. Damaged main frames, tabletops, playing surfaces need to be returned to the store as we are unable to replace these parts. Normal play wear and usage is not covered under the warranty, nor is wear or damage due to improper use of the TSU game. This will void any and all TSU warranties.

A PURCHASE RECEIPT (or other proof of purchase date) will be required before any warranty service is initiated. All requests for warranty service can be submitted by email, in writing or by contacting our Customer Service Department at: 1-866-815-4173 or email us at csr@triumphsportsusa.com.

Warnings



WARNING: Choking Hazard--Toy contains small balls and/or small parts.
Not for children under 3 years of age.



WARNING: Adult Assembly Required.

Be sure to check out all the exciting games  has to offer.

Visit our web site at:

www.triumphsportsusa.com



BILLIARDS



DARTS



GAME TABLES



CASINO



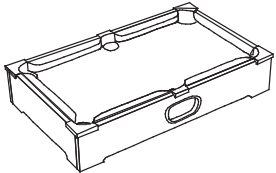


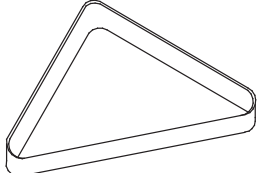
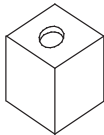

OUTDOOR GAMES



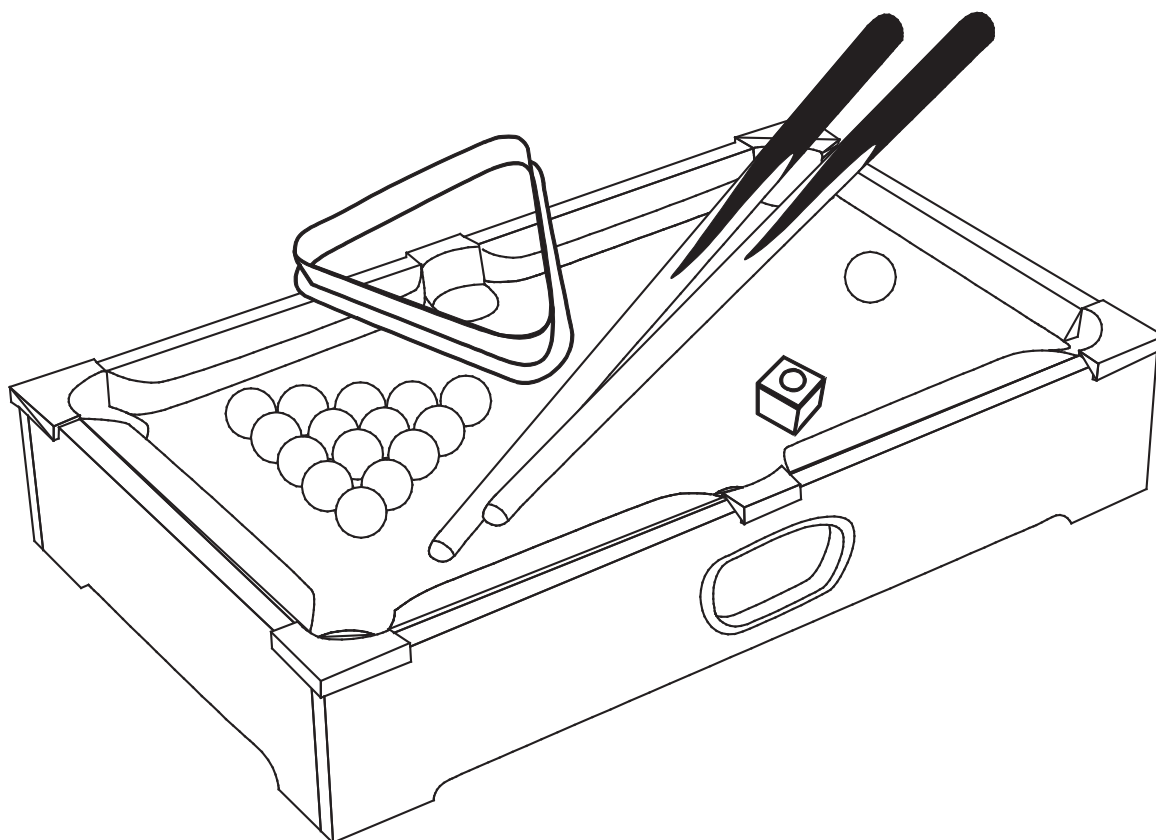
DARTBOARDS

Triumph Sports USA
11327 W Lincoln Ave.
West Allis, WI 53227
www.triumphsportsusa.com
©2014 Triumph Sports USA. All Rights Reserved.

Parts List

| | | |
|--|---|---|
| <p>#1</p>  <p>Billiards Cabinet 1 pc</p> | <p>#2</p>  <p>Cue Stick 2 pcs</p> | <p>#3</p>  <p>Billiard Ball 1 set</p> |
| <p>#4</p>  <p>Triangle 1 pc</p> | <p>#5</p>  <p>Chalk 1 pc</p> | <p>#6</p>  <p>Brush 1 pc</p> |

Requires 3 AA batteries (not included).



General Instructions

Replace the batteries when the movement is slowed, distorted sound or display/light intensity attenuated.

The batteries should be inserted with the polarity and the terminals should not be short-circuited.

Do not recharge non-rechargeable batteries.

Do not mix batteries and accumulators new and used.

Do not mix alkaline batteries with saline batteries.

Only use the recommended type of batteries.

Remove used batteries or accumulators from the product.

Remove the batteries while not using the unit.

Batteries Replacement

Undo screws to unlock the battery compartment cover.

Remove batteries and replace them with new batteries. Use the battery type recommended by the manufacturer.

Replace the lid and tighten the screws.

Light Up Game Play Feature

To Activate the LED lights for light up game play, please turn the power switch to the ON position. The power switch is located underneath the table near the battery box.

The batteries must be properly inserted into the battery box for the lights to operate.