

HOT WATER DISPENSER

HWD 2100 Series

HWD 2105 TOD

Temperature on Demand



Whether you need a front of house self serve solution to prepare coffee, tea, oatmeal, and instant beverages, or back of house solutions that rely on hot water, the **HWD-2105** is the answer. The newly-designed hot water dispenser meets FETCO's exacting standards of innovation, reliability, durability and quality. It delivers form, function and flexibility like no other on the market today.



High-resolution display provides easy navigation and instant feedback.

Temperature settings can be adjusted at the touch of a button using ergonomic capacitive touch function selector technology.



Soft silicone tap is designed to protect glass and ceramic serveware against damage.

Convenient float indicator is built into drip tray to help simplify maintenance and cleaning.



SD card slot allows operator to easily update software and maintain optimal performance.

Four temperature settings ensure optimal temperature instantly for a variety of beverages, soups and oatmeal.



With TOD (Temperature on Demand), this streamlined unit takes the place of up to four hot water dispensers, which saves money, space, equipment and labor.

FETCO
DRIVEN TO INNOVATION

Water Specification

Water Connection Inlet 1/4 inch male flare fitting	Minimum Flow Rate 1 1/2 gpm [5.7 lpm]	Water Pressure 40-75 psig [276-517 kPa]
---	--	--

Electrical Configuration

Configuration Code	Heater Configuration	Voltage	Phase	Wires	KW	Electrical Connection	Max Amp Draw	Gallons [Liter]/Hour
DOMESTIC & CANADA								
H210510	1 x 1.44kW	120	1 [50 or 60Hz]	2+G	1.5	NEMA 5-15P	12.0	4.0 [15.0] ⁽²⁾
H210520	1 x 2.1 kW	120	1 [50 or 60Hz]	2+G	2.2	NEMA 5-20P	17.5	5.7 [22.0] ⁽²⁾
H210530	1 x 3.2 kW	200-240	1 [50 or 60Hz]	2+G	2.3-3.3	NEMA 6-15P	11.2-13.3	6.0-8.7 [22.7-33.0] ⁽²⁾
EXPORT & ALL OTHER								
H210540	1 x 3.2 kW	200-240	1 [50 or 60Hz]	2+G	2.3-3.3	Cord only ⁽¹⁾	11.2-13.3	6.0-8.7 [22.7-33.0] ⁽²⁾

Important

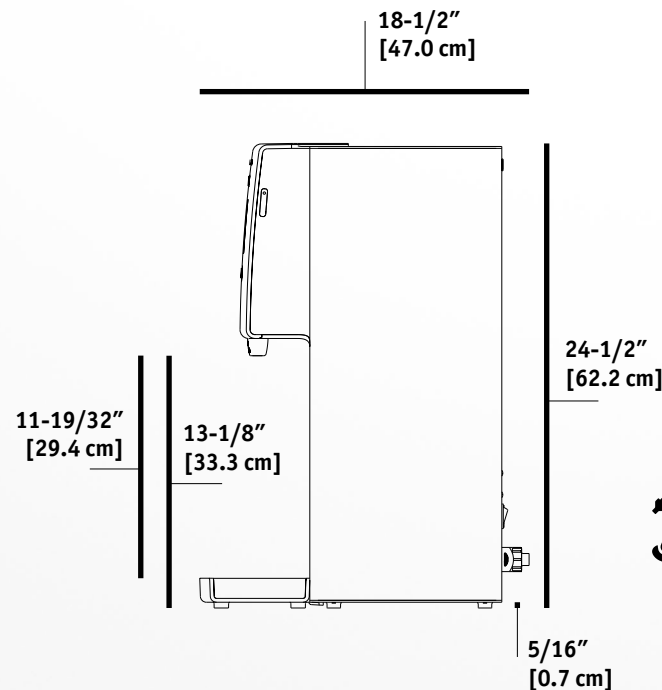
- (1) For export and other applications-cord without plug will be attached for appropriate electrical connection by owner.
 (2) Five gallon per hour flow rate based on 65-70°F / 18-21°C water main supply temperature at lowest possible power supply current. Temperature ranges selectable: 158-203°F / 70-95°C based on 207°F/97°C hot water tank temperature. Temperature of dispensed hot water may vary up to 3.5% of displayed temperature selection. Four selectable hot water dispense temperatures. Selectable English and Metric temperature units.

Measurements

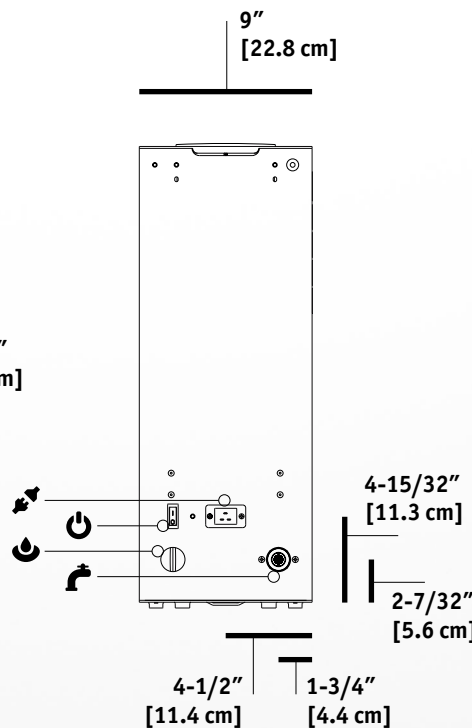
Height 24 1/2" [62.0 cm]	Width 9" [23.0 cm]	Depth 18 1/2" [47.0 cm]	Empty Weight 22 lbs [10.0 kg]	Filled Weight 49 lbs [22.0 kg]	Shipping Weight 33 lbs [15.0 kg]
-----------------------------	-----------------------	----------------------------	----------------------------------	-----------------------------------	-------------------------------------

Dimensional Views

SIDE VIEW



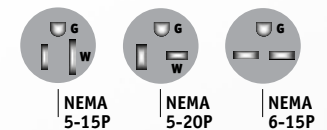
BACK VIEW



SYMBOLS

- Electrical Connector
- On / Off Switch
- Tank Drain
- Water Inlet

NEMA PLUGS CONFIGURATIONS



CUPS PER HOUR*

8oz.	125
12oz.	83
16oz.	62
20oz.	50

* Approximate based on maximum power setting.



Information

fetco.com

847.719.3000
 847.719.3001

Food Equipment Technologies Co.
 600 Rose Road
 Lake Zurich, IL 60047
 USA