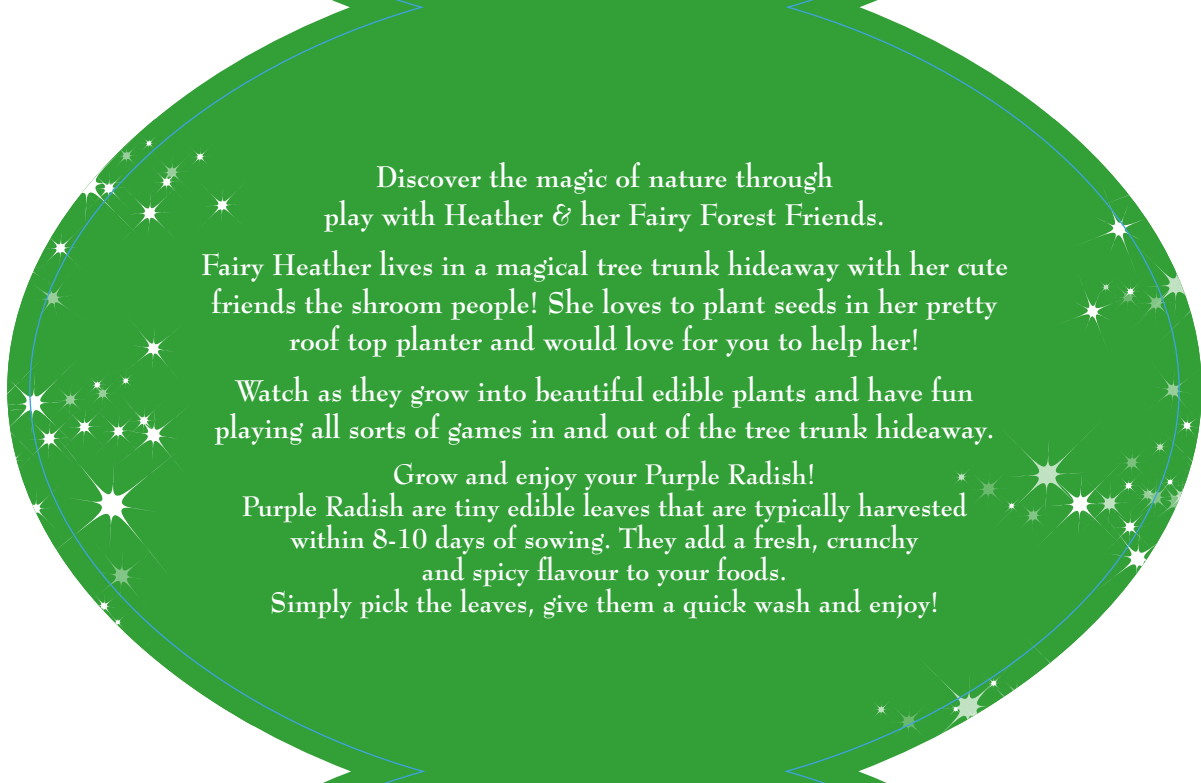




Contents

- Fairy Heather
- Heather's Tree House
- 2 x Shroom People
- Removable Planter
- A Toadstool Mushroom
- A Pack of Purple Radish Seeds
- Tissue Paper
- Garden Fence / Bridge



Discover the magic of nature through play with Heather & her Fairy Forest Friends.

Fairy Heather lives in a magical tree trunk hideaway with her cute friends the shroom people! She loves to plant seeds in her pretty roof top planter and would love for you to help her!

Watch as they grow into beautiful edible plants and have fun playing all sorts of games in and out of the tree trunk hideaway.

Grow and enjoy your Purple Radish!
Purple Radish are tiny edible leaves that are typically harvested within 8-10 days of sowing. They add a fresh, crunchy and spicy flavour to your foods.
Simply pick the leaves, give them a quick wash and enjoy!



WARNING!

For Ages 4 years +
Not suitable for children under 36 months due to small parts that may represent a choking hazard.
Read the instructions before use, follow them and keep them for reference.



Authorised Representative in the EU (for the purposes of Toy Safety Directive):
Delphic HSE (Europe) B.V., The Base B, Evert van de Beekstraat 104, Schiphol, 1118CN, Netherlands.

See our full range of toys and gifts at:
www.interplayuk.com



Designed and manufactured by:
Interplay UK Ltd.
Artisan, Hillbottom Road
High Wycombe, HP12 4HJ.
Please retain our address for future reference.
Copyright ©2020 Interplay UK Ltd.
Made in China.





Creating your Fairy Forest Garden



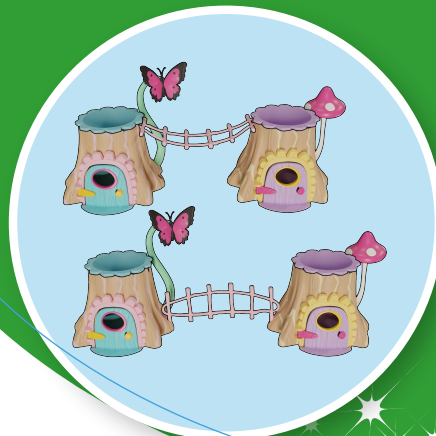
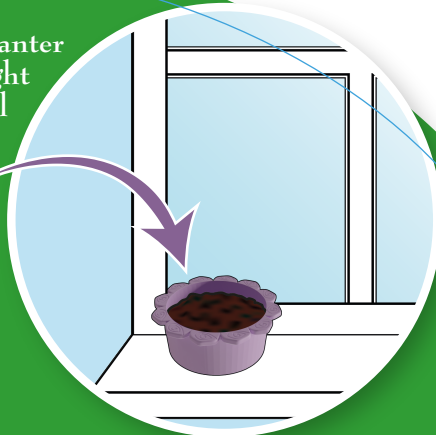
1. Remove the planter from the tree trunk.

2. Place the paper growing mat in the planter or carefully fill the planter with soil.



3. Scatter the Purple Radish Seeds evenly over the soil or paper mat and carefully water the seeds... but don't add too much water.

4. Place the planter somewhere safe and light (perhaps a windowsill) until the Purple Radish has grown – either on its own or inside the tree trunk. Note – It's best to keep them covered from the light initially while germinating (2-3 days).



5. You can connect the different Fairy Forest homes together using the fences in two different ways.



6. Collect the whole Fairy Forest Friends range and create a magical fairy forest village by connecting them together.

Fairies and animals love to come together to play and enjoy the magic of the forest and they would love for you to join them too!