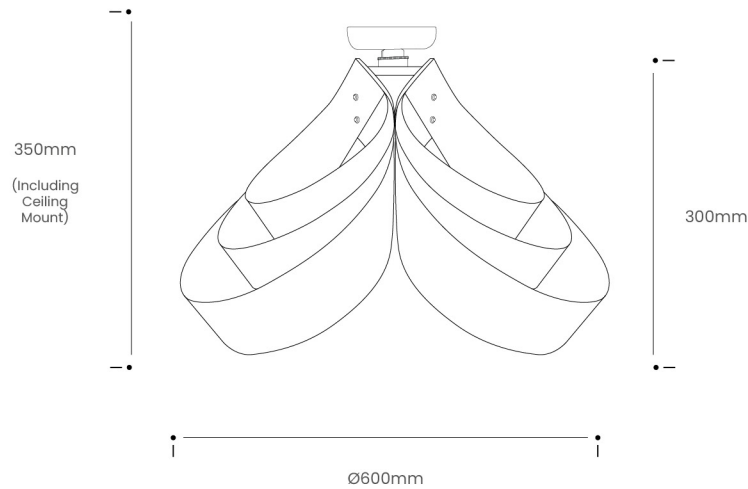


# CAPE FLUSH CEILING LIGHT

Tom Raffield

## Product Specification

Cape Flush Ceiling Light








Suspended in space, signature curves rise up and ebb away. Mirroring the wake of a wave, our Cape Lighting Range was born where the swell rolls in.

Handcrafted timber peaks and barrels. In its folds, light gathers and shadows are cast, creating focus and atmosphere. Sustainably sourced ash, oak or walnut loop in layers to compliment, emphasise or elevate the space it claims.

Let the Cape redefine your concept of coastal.

The Cape Lighting Range is also available as a wall light.

Product Type : Flush Ceiling Light	SKU	Wood types	Dimensions L x W x H (mm)		Weight (kg)	
			Unboxed	Boxed	Unboxed	Boxed
Cape Flush Ceiling Light	TR-CPE-FL-A	Ash	Ø600 x 300 Ø600 x 350 with mount	615 x 615 x 490	0.7	5
	TR-CPE-FL-O	Oak				
	TR-CPE-FL-W	Walnut				
Materials	Ash 	Oak 	Walnut 	Other materials Birch ply hanging disk 		
Finish	Non-toxic, hard wearing water based varnish - satin					
Ceiling kit options	Brushed steel rose and bulb holder 	Ceiling kit Ceiling rose: Ø100mm E27 (240v)	Flex - -	Recommended light bulb Max 25W LED		
Care information	Dusting your light regularly and with a light feather duster should keep your light looking clean, otherwise wipe with a damp cloth and remove any moisture with a dry cloth. Gentle furniture polishes can also be used.					
Additional information	Installation instructions included.					

Tom Raffield Ltd, F3 Church View Business Park, Bickland Water Rd, Falmouth TR11 4FZ, UK  
tomraffield.com contact@tomraffield.com +44 (0) 1326 722725 #tomraffield @tomraffield

Due to the character of handcrafted natural products, all dimensions are approximate. Wood colour may slightly vary.  
All products, prices and leadtimes are correct at time of print and are subject to change without notice.