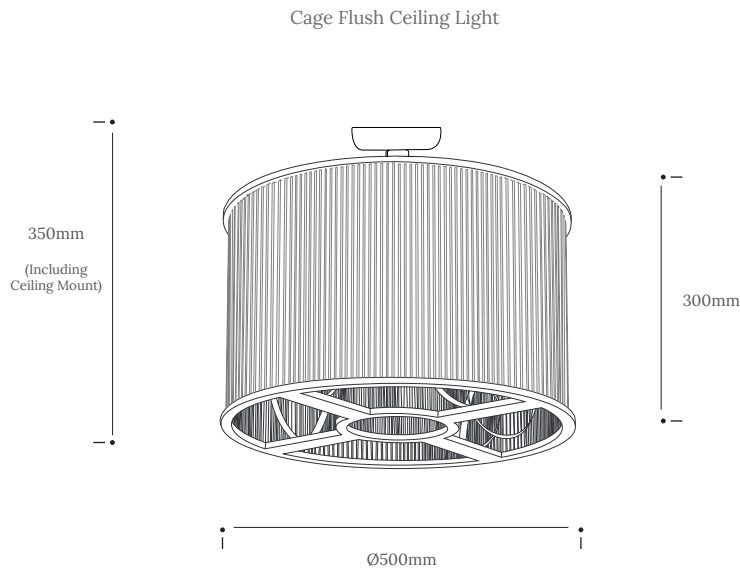


CAGE FLUSH CEILING LIGHT





Product Specification

Tom Raffield



Steam bent wooden spirals somersault within a fine dowel cage. Playing with perspective, our Cage Lighting Range sees freedom and constraint collide — with dramatic impact.

A riot of energy by day, a shower of shadows by night. With an anatomy made up of sustainably sourced steam bent ash and birch timber the handcrafted Cage Flush Ceiling Light invites a closer look, switched on or off. When illuminated, bright light escapes through the skilfully assembled dowel cage creating a striking display of encircling, uniform shadow. Use the Cage to impart your personality within any low ceiling space or compact space.

Product Type : Flush Ceiling Light	SKU	Wood types	Dimensions L x W x H (mm)		Weight (kg)	
			Unboxed	Boxed	Unboxed	Boxed
Cage Flush Ceiling Light	TR-CGE-FL-AB	Ash + Birch	Ø500 x 300 Ø500 x 350 with mount	615 x 615 x 390	1.45	5.3
Materials	Birch 	Ash 			Other materials	
					Birch ply frame 	
Finish	Non-toxic, hard wearing water based varnish - satin					
Ceiling kit options	Brushed steel rose and bulb holder 	Ceiling kit	Flex		Reccomended light bulb	
		Ceiling rose: Ø100mm	-		Max 25W LED	
		E27 (240v)	-			
Care information	Dusting your light regularly and with a light feather duster should keep your light looking clean, otherwise wipe with a damp cloth and remove any moisture with a dry cloth. Gentle furniture polishes can also be used.					
Additional information	Installation instructions included.					