



Free Crochet Pattern

LION BRAND® HEARTLAND®

POPPY FLOWER BLANKET

Pattern Number: M21042 HL



SKILL LEVEL – INTERMEDIATE

SIZE

About 52 x 64 in. (132 x 162.5 cm).

MATERIALS

- LION BRAND® HEARTLAND® (Art. #136)
 - #105 Glacier Bay 9 balls (A)
 - #122 Grand Canyon 1 ball (B)
 - #140 Capitol Reef 3 balls (C)
 - #130 Bryce Canyon 1 ball (D)
- LION BRAND® large-eyed blunt needle



ADDITIONAL MATERIALS

Crochet hook size L-11 (8 mm)

GAUGE

8 hdc = about 4 1/4 in. (11 cm); 7 rows = about 4 1/2 in. (11.5 cm) with 2 strands of yarn held tog.

BE SURE TO CHECK YOUR GAUGE.

NOTES

1. Blanket is worked in one piece, back in forth in rows of half double crochet (hdc) holding 2 strands of yarn together.
2. Yarn color is changed following Charts to make poppies. When working from Chart, read RS rows from right to left and WS rows from left to right.
3. To change yarn color, work last st of old color to last yarn over. Yarn over with new color and draw through all loops on hook to complete st.
4. Colorwork is worked in intarsia, using a separate ball of yarn for each section of color. Wind yarns into separate balls as needed.
5. Do not carry colors not in use along WS of piece and do not work sts over the strands not in use. Simply drop old color to WS of piece and pick it up again as needed when working the next row.
6. Surface half double crochet is used to outline each flower when Blanket is complete.

BLANKET

With 2 strands of A held tog, ch 100.

Row 1 (RS): Hdc in 3rd ch from hook (2 skipped ch do not count as a st) and in each ch across – you will have 98 hdc in this row.

Rows 2-4: Ch 2 (does not count as a st in this row and in all following rows), turn, hdc in each st across.

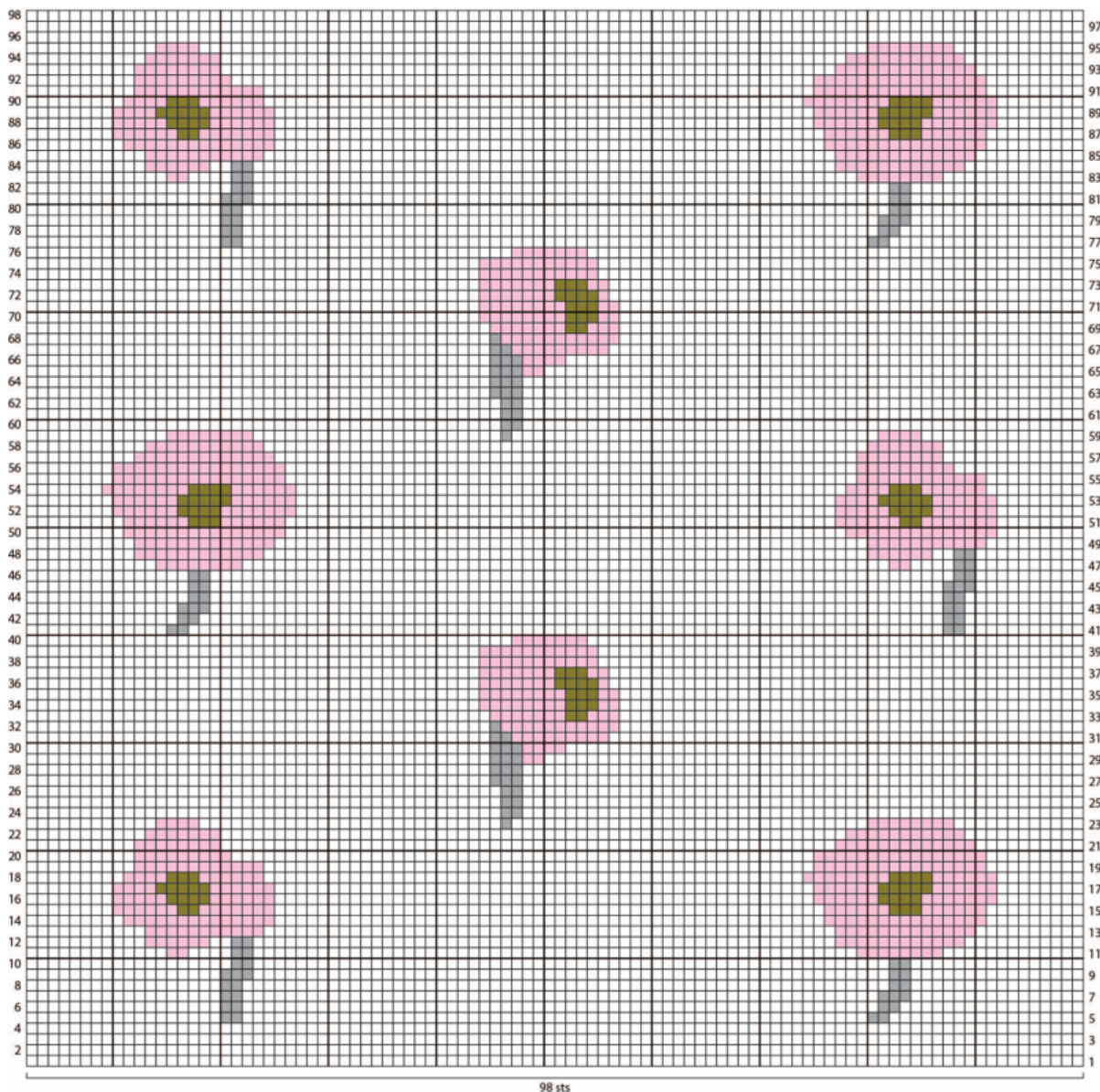
For thousands of free patterns, visit our website www.LionBrand.com





To order visit our website www.lionbrand.com or call: (800) 258-YARN (9276) any time!

Copyright ©1998-2021 Lion Brand Yarn Company, all rights reserved. No pattern or other material may be reproduced -- mechanically, electronically, or by any other means, including photocopying - without written permission of Lion Brand Yarn Company.

Beginning with Row 5 of Chart and always working with 2 strands of yarn held tog, continue working rows of hdc and change yarn color following Chart until all 98 rows of Chart have been completed.

Do not fasten off



COLOR KEY	
	Color A
	Color B
	Color C
	Color D

For thousands of free patterns, visit our website www.LionBrand.com

To order visit our website www.lionbrand.com or call: (800) 258-YARN (9276) any time!

Copyright ©1998-2021 Lion Brand Yarn Company, all rights reserved. No pattern or other material may be reproduced -- mechanically, electronically, or by any other means, including photocopying - without written permission of Lion Brand Yarn Company.

Edging

Round 1: Continuing with 2 strands of A, ch 1, turn, work sc evenly spaced around outside edge of Blanket, working (sc, ch 2, sc) at each corner; join with sl st in first sc.

Fasten off.

FINISHING

Surface Half Double Crochet Flower Outlines

Work surface half double crochet outlines around each flower as follows:

1. With 2 strands of C held tog, make a slip knot and place it on hook.
2. Insert hook from RS to WS and to RS again through crochet fabric.
3. Yarn over and draw loop through fabric and loop on hook.
4. * Yarn over, insert hook from RS to WS and to RS again through fabric a short distance from last insertion location, yarn over, draw loop through fabric (3 loops on hook). Yarn over and draw through all 3 loops on hook (surface half double crochet made); rep from * until flower is outlined. Join with sl st in first hdc.

Fasten off.

Weave in ends.

ABBREVIATIONS

ch = chain

hdc = half double crochet

rep = repeat

RS = right side

sc = single crochet

sl st = slip stitch

st(s) = stitch(es)

tog = together

WS = wrong side

Every effort has been made to produce accurate and complete instructions. We cannot be responsible for variance of individual knitters or crocheters, human error, or typographical mistakes.

©2021 Lion Brand Yarn Company, all rights reserved.

For thousands of free patterns, visit our website www.LionBrand.com

To order visit our website www.lionbrand.com or call: (800) 258-YARN (9276) any time!

Copyright ©1998-2021 Lion Brand Yarn Company, all rights reserved. No pattern or other material may be reproduced -- mechanically, electronically, or by any other means, including photocopying - without written permission of Lion Brand Yarn Company.