

ANA & LISA

UPHOLSTERY

BOYD
blue



ANA SECTIONAL MODULAR



LISA SECTIONAL MODULAR


The Ana & Lisa Sectional Modulares are expressed through soft contours, sense of balance and fluid design – Ana having a loose look & Lisa standard.

Flawless tailoring, timeless design and flexible pieces, make for a practical sofa which will stand the test of time.

The setting offers ultimate versatility without requiring custom construction. Five different pieces, each of which can be purchased separately allow the system to take on a multitude of configurations.


- *Australian made*
- *Angled inside arms and back*
- *Sculptured foam fixed seat and back*
- *Top stitched upholstery detail*
- *Loose look waterfall skirt (Ana) or standard (Lisa)*

A * / **F**



FRONT VIEW & TOP
VIEW SHOWN FOR ALL



B




45° FRONT VIEW



C



D



E



End **A / Corner **F****
950 W x 950 D x 740 H mm
**End piece has LHF & RHF seam
placement configuration*

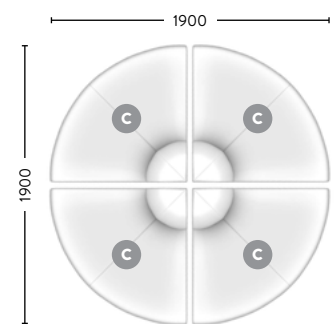
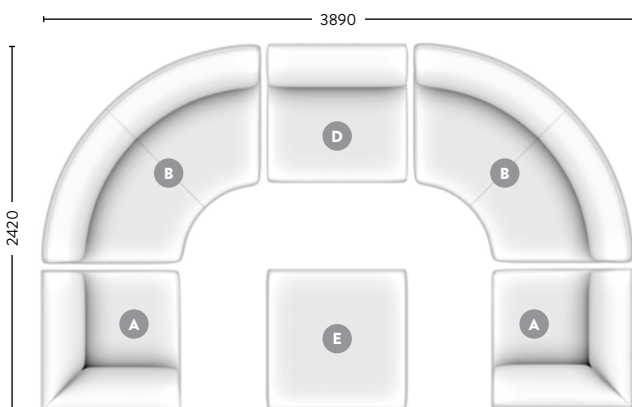
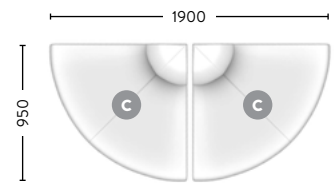
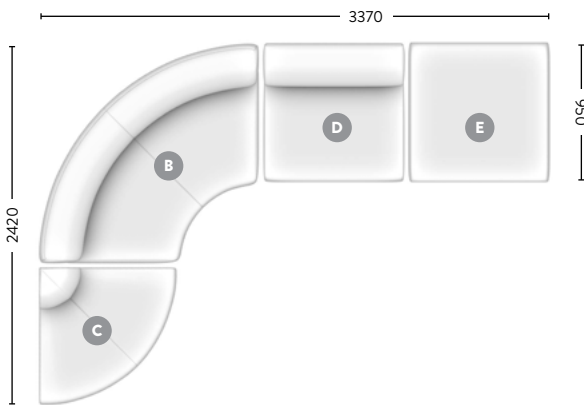
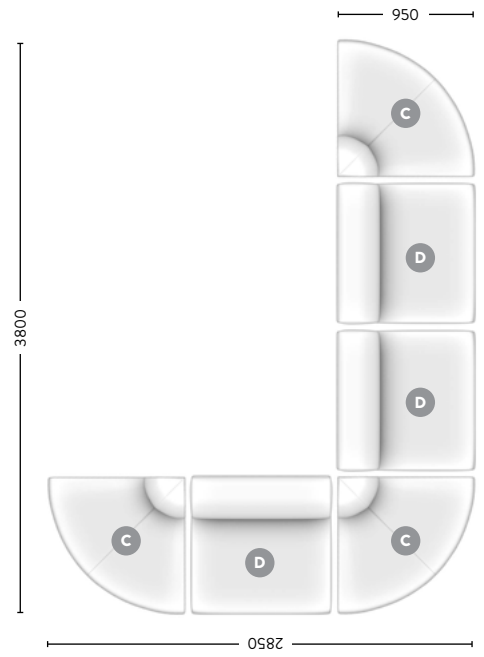
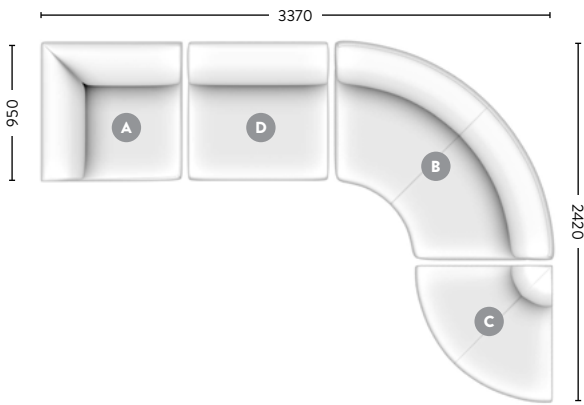
Curve **B**
1470 W x 950 D x 740 H mm

Angle **C**
950 W x 950 D x 740 H mm

Centre **D**
950 W x 950 D x 740 H mm

Ottoman **E**
950 W x 950 D x 430 H mm

EXAMPLE CONFIGURATIONS



EXAMPLE CONFIGURATIONS (CONT.)

